




**TDPC-2026**

# **POLYMER CONCRETE TRENCH DRAIN SYSTEMS CATALOG 2026**
















**POLYMER CONCRETE  
TRENCH DRAIN PRODUCTS**



**4", 8", 12" INTERNAL WIDTHS - SHALLOW BODY - CATCH BASINS  
(6", 10" AND 14" OVERALL WIDTHS)**

**LIT-076**

## PICTORIAL INDEX

 <p><b>POLYMER CONCRETE FOR MAXIMUM FLEXIBILITY</b> (PAGE 4)</p>	 <p><b>POLYMER CONCRETE MATERIAL ADVANTAGES</b> (PAGE 5)</p>	 <p><b>CLIPFIX / PROFIX UNIVERSAL GRATES</b> (PAGE 6)</p>
 <p><b>CLIPFIX UNIVERSAL GRATE FIXING MECHANISM</b> (PAGE 7)</p>	 <p><b>T1500-CB620-13 - GALVANIZED STEEL EDGE RAIL</b> <b>T1500-CB620-3 - STAINLESS STEEL EDGE RAIL</b> <b>T1500-CB620-4 - DUCTILE IRON EDGE RAIL</b> <b>4" INTERNAL WIDTH CATCH BASINS</b> (PAGE 11)</p>	 <p><b>T1560-13 - GALVANIZED STEEL EDGE RAIL</b> <b>T1560-3 - STAINLESS STEEL EDGE RAIL</b> <b>4" INTERNAL WIDTH SHALLOW CHANNELS</b> (PAGE 11)</p>
 <p><b>T1500-13 - GALVANIZED STEEL EDGE RAIL</b> <b>T1500-3 - STAINLESS STEEL EDGE RAIL</b> <b>T1500-4 - DUCTILE IRON EDGE RAIL</b> <b>4" INTERNAL WIDTH CHANNELS</b> (PAGE 12)</p>	 <p><b>T1760-13 - GALVANIZED STEEL EDGE RAIL</b> <b>T1760-3 - STAINLESS STEEL EDGE RAIL</b> <b>8" INTERNAL WIDTH SHALLOW CHANNELS</b> (PAGE 15)</p>	 <p><b>T1700-CB820-13 - GALVANIZED STEEL EDGE RAIL</b> <b>T1700-CB820-3 - STAINLESS STEEL EDGE RAIL</b> <b>T1700-CB820-4 - DUCTILE IRON EDGE RAIL</b> <b>8" INTERNAL WIDTH CATCH BASINS</b> (PAGE 15)</p>
 <p><b>T1700-13 - GALVANIZED STEEL EDGE RAIL</b> <b>T1700-3 - STAINLESS STEEL EDGE RAIL</b> <b>T1700-4 - DUCTILE IRON EDGE RAIL</b> <b>8" INTERNAL WIDTH CHANNELS</b> (PAGE 16)</p>	 <p><b>T1800-CB1220-13 - GALVANIZED STEEL EDGE RAIL</b> <b>T1800-CB1220-3 - STAINLESS STEEL EDGE RAIL</b> <b>T1800-CB1220-4 - DUCTILE IRON EDGE RAIL</b> <b>12" INTERNAL WIDTH CATCH BASINS</b> (PAGE 19)</p>	 <p><b>T1800-13 - GALVANIZED STEEL EDGE RAIL</b> <b>T1800-3 - STAINLESS STEEL EDGE RAIL</b> <b>T1800-4 - DUCTILE IRON EDGE RAIL</b> <b>12" INTERNAL WIDTH CHANNELS</b> (PAGE 20)</p>
 <p><b>T2000-CB2024 FIBERGLASS CATCH BASIN</b> (PAGE 21)</p>	 <p><b>T2000-CB2024-55</b> (PAGE 21)</p>	 <p><b>FRAME AND GRATES</b> (PAGE 22)</p>

CALIFORNIA PROPOSITION 65 WARNING. This product contains chemicals known to the State of California to cause cancer and birth defects or other reproductive harm.

## TABLE OF CONTENTS

Polymer Concrete For Maximum Flexibility.....	4
Polymer Concrete Material Advantages .....	5
CLIPFIX / PROFIX Universal Grates.....	6
CLIPFIX / PROFIX Universal Grate Locking Design and Channel / Grate Selection Guide.....	7
System Pricing (Per Foot) .....	8, 9
TI500 System Components and Features .....	10
TI500 4" Internal Width Channels.....	12
TI500 Grates.....	13
TI500 Catch Basins.....	11
TI560 System Components and Features .....	12
TI560 4" Internal Width Shallow Channels.....	11
TI560 Grates.....	13
TI560 Catch Basins.....	11
TI700 System Components and Features .....	14
TI700 8" Internal Width Channels.....	16
TI700 Grates.....	17
TI700 Catch Basins.....	15
TI760 System Components and Features .....	18
TI760 8" Internal Width Shallow Channels.....	15
TI760 Grates.....	17
TI760 Catch Basins.....	15
TI800 System Components and Features .....	18
TI800 12" Internal Width Channels.....	20
TI800 Grates.....	21
T2000-CB2024 Fiberglass Catch Basin.....	21
TI800 Catch Basins.....	19
TI400-F - 4" internal width, T2000-F, 8" internal width and T3000-F, 12" internal width Frame and Grate.....	22
Neutral Trench Drain Flow Rates vs. Sloped Trench Drain Flow Rates.....	23
Flow Rate Comparison Calculation According To Manning & Strickler .....	24
Typical Trench Drain Sizing Considerations .....	25
Accessories.....	25
Support Stands - for TI500, TI700 and TI800 trench systems.....	25
Installation Guidelines .....	26, 27
Polyurethane sealant for FRP trench drains, Installation detail for shallow TI560 channels .....	28
Catch Basin Connection Plates.....	29
Chemical Resistance Chart.....	30
Grate Load Class Definitions.....	31
Transportation Classifications.....	31
Terms and Warranties.....	32
Project References.....	33-34
Cross Reference.....	35

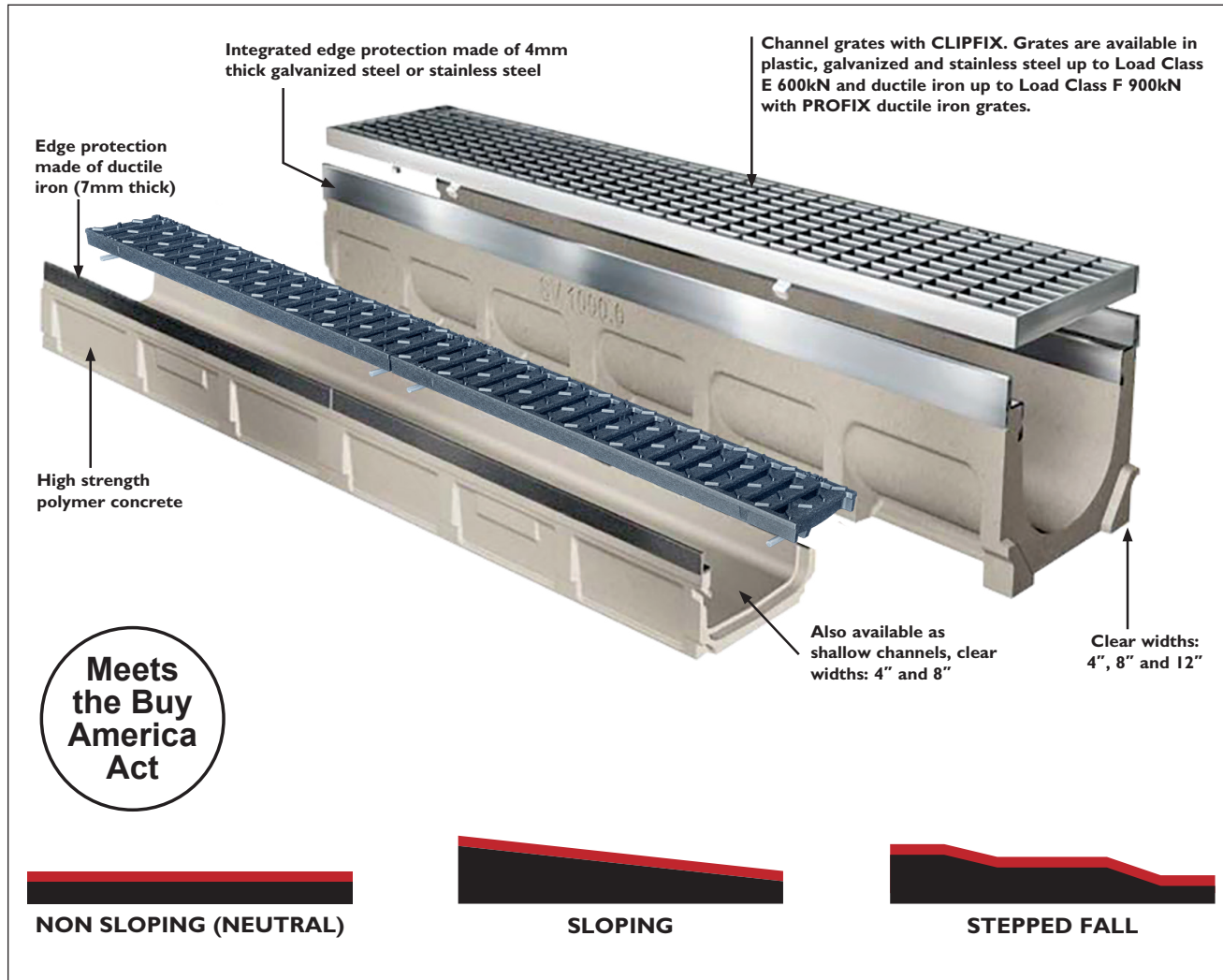
CALIFORNIA PROPOSITION 65 WARNING. This product contains chemicals known to the State of California to cause cancer and birth defects or other reproductive harm.

Visit [www.mifab.com](http://www.mifab.com) for the most recent product information. Design and dimensions are subject to modification. Prices do not include applicable taxes.

Toll Free: 1-800-465-2736, Fax: 1-773-341-3049  
sales@mifab.com Canada Toll Free: 1-800-387-3880

MIFAB®, Inc., 1321 West 119th Street, Chicago, Illinois 60643-5109, USA  
All sales subject to MIFAB®'s Terms and Warranties. Please refer to page 32.

## POLYMER CONCRETE FOR MAXIMUM FLEXIBILITY



### The drainage channels made of polymer concrete are ideal for:

- Vehicle Maintenance
- Parking Lots and Garages
- Industrial and Logistics Areas
- All Hardscape Applications
- Commercial Areas
- Internal Applications
- Fire and Police Stations
- Gas Stations
- Docks and Ports
- Truck Stops
- Car Dealerships
- Schools

The polymer concrete drainage channels with 4mm edges made of galvanized steel, stainless steel and ductile iron (7mm edges) have been designed for maximum stability and easy installation.

- ADA grates for handicapped accessible areas
- Heelproof grates for areas with high heels
- Ductile Iron slotted, longitudinal and decorative grates
- Perforated and mesh grates made of galvanized and stainless steel
- Slotted grates made of galvanized and stainless steel
- Longitudinal galvanized and stainless steel grates

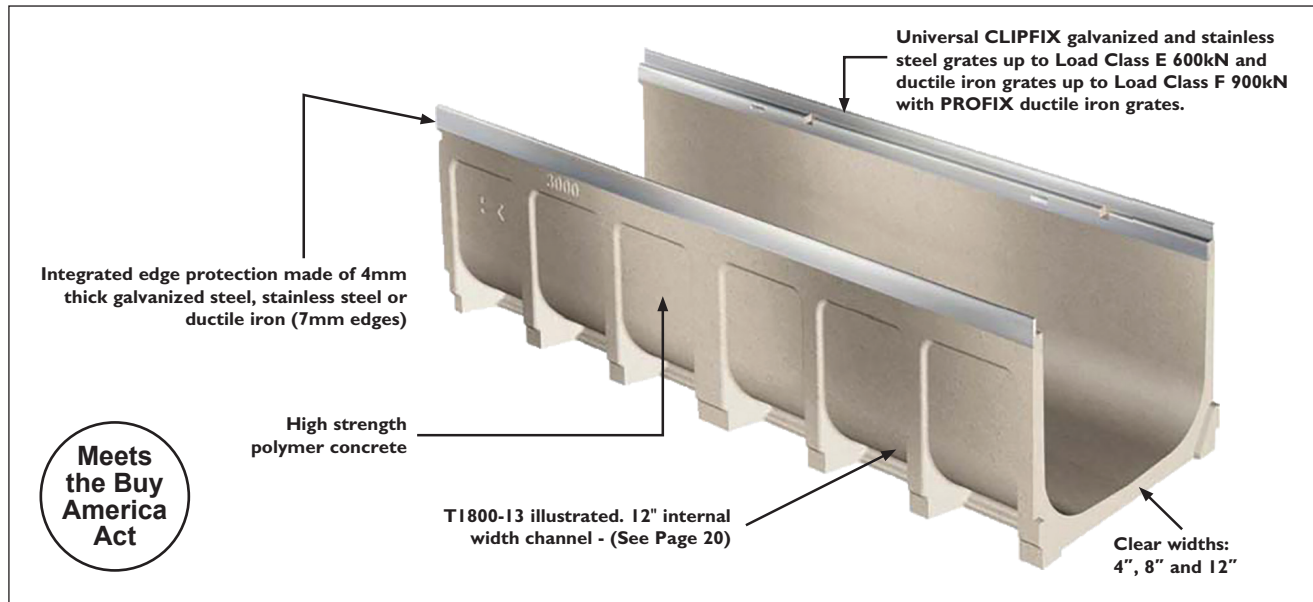
CALIFORNIA PROPOSITION 65 WARNING. This product contains chemicals known to the State of California to cause cancer and birth defects or other reproductive harm.



## POLYMER CONCRETE MATERIAL ADVANTAGES

Polymer concrete drainage channels offer the best price and performance for projects with grates up to Load Class F 900kN. The channels are available with edge rails made of galvanized steel, stainless steel and ductile iron. Available in 4", 8" and 12" internal widths; the channel offering is completed with a wide variety of grates and accessories.

- Drainage channel made of polymer concrete
- Load Class up to F 900kN
- Easy to install



### POLYMER CONCRETE

Polymer concrete has outstanding physical and chemical properties. These make it an extremely reliable and versatile material in even the toughest conditions.

Polymer concrete channels are composed of mineral aggregates and resin. Polymer concrete channels are resistant to most chemicals and acids.

A maximum working temperature of 180° F (82° C) is recommended. The minimum working temperature is -58° Fahrenheit (-50° C)

MATERIAL CHARACTERISTICS	
Compressive strength	14,000 p.s.i.
Flexural tensile strength	4,000 p.s.i.
Water adsorption	Below 0.05%
Water ingress depth	0 mm <sup>2</sup>
Roughness Co-efficient (Manning's)	n=0.011
Freeze / Thaw	300 cycles modulus of elasticity - 95.1%
Surface Burning	Flame spread; 0 smoke density; 5 E84
Material structure	Capillary-free – ideal for the rapid discharge of water and dirt particles
Channel body weight	Significantly lighter than conventional concrete channels
Workability	Suitable for grinding disks, masonry drills
Ageing resistance	Frost proof, wear-resilient, & maintenance-free. Highly resistant to chemicals (pH range 3 to 9)























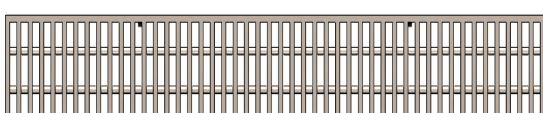
CALIFORNIA PROPOSITION 65 WARNING. This product contains chemicals known to the State of California to cause cancer and birth defects or other reproductive harm.

Visit [www.mifab.com](http://www.mifab.com) for the most recent product information. Design and dimensions are subject to modification. Prices do not include applicable taxes.

Toll Free: 1-800-465-2736, Fax: 1-773-341-3049  
sales@mifab.com Canada Toll Free: 1-800-387-3880

MIFAB®, Inc., 1321 West 119th Street, Chicago, Illinois 60643-5109, USA  
All sales subject to MIFAB®'s Terms and Warranties. Please refer to page 32.


**CLIPFIX / PROFIX UNIVERSAL GRATES**

<b>GALV. &amp; S.S. - SLOTTED</b>  <b>Load Class A, C, E</b>	<b>T1500, T1560</b>	<b>GALV. &amp; S.S. - PERFORATED</b>  <b>Load Class A, C</b>	<b>T1500, T1560</b>  
<b>PLASTIC - LONGITUDINAL</b>  <b>Load Class A</b>	<b>T1500, T1560</b>  	<b>GALV. &amp; S.S. - MESH</b>  <b>Load Class C</b>	<b>T1500, T1560 T1700, T1760</b> 
<b>PLASTIC - SLOTTED</b>  <b>Load Class A, C</b>	<b>T1500, T1560</b> 	<b>GALV. &amp; S.S. - LONGITUDINAL</b>  <b>Load Class B</b>	<b>T1500, T1560 T1700, T1760</b>  
<b>DUCTILE IRON - SLOTTED</b>  <b>Load Class C, E, F</b>	<b>T1500, T1560 T1700, T1760 T1800</b>	<b>DUCTILE IRON - WAVE</b>  <b>Load Class C</b>	<b>T1500, T1560 T1700, T1760 T1800</b>
<b>DUCTILE IRON - HEELPROOF</b>  <b>Load Class C, E</b>	<b>T1500, T1560 T1700, T1760 T1800</b> 	<b>DUCTILE IRON - LONGITUDINAL</b>  <b>Load Class C,E,F</b>	<b>T1500, T1560 T1700, T1760 T1800</b>  
<b>DUCTILE IRON - BAVARIA</b>  <b>Load Class C</b>	<b>T1500, T1560 T1700, T1760</b>	<b>STAINLESS STEEL - BAR</b>  <b>Load Class E</b>	<b>T1500, T1700, T1800</b>

**MIFAB offers a wide range of grates for polymer concrete channels systems that are not just functional, but also aesthetically pleasing.**

CALIFORNIA PROPOSITION 65 WARNING. This product contains chemicals known to the State of California to cause cancer and birth defects or other reproductive harm.

## CLIPFIX UNIVERSAL GRATE LOCKING DESIGN




Polymer concrete channels have been designed and optimized for our universal CLIPFIX grate fixing mechanism with longitudinal shift protection. The advantage: a large choice of grates and a comprehensive product offering.

Thanks to the CLIPFIX system, the channel and grates offer an aesthetically pleasing solution when installed, because no locking devices or screws are visible.

Universal CLIPFIX grate fixing system: easy to install, aesthetically attractive, fit for purpose


Meets the Buy America Act



Longitudinal shift protection system to prevent grate movement under dynamic load.

## PROFIX GRATE LOCKING DESIGN - FOR CLASS F GRATES

Meets the Buy America Act



Easy locking / unlocking of the Load Class F 900kN grates without any special tools

Longitudinal shift protection system to prevent grate movement under dynamic load.

## CHANNEL / GRATE SELECTION GUIDE

	CHANNEL INTEGRAL EDGE RAIL MATERIAL	GRATES				
		Stainless Steel	Galvanized Steel	Ductile Iron	Galvanized Ductile Iron	Plastic
<b>Polymer Concrete Systems</b>	Stainless Steel Integral Edge Polymer Channels	<b>X</b>		<b>X</b>		<b>X</b>
	Galvanized Steel Integral Edge Polymer Channels		<b>X</b>	<b>X</b>	<b>X</b>	<b>X</b>
	Ductile Iron Integral Edge Polymer Channels			<b>X</b>	<b>X</b>	

CALIFORNIA PROPOSITION 65 WARNING. This product contains chemicals known to the State of California to cause cancer and birth defects or other reproductive harm.



























Visit [www.mifab.com](http://www.mifab.com) for the most recent product information. Design and dimensions are subject to modification. Prices do not include applicable taxes.


























Toll Free: 1-800-465-2736, Fax: 1-773-341-3049  
sales@mifab.com Canada Toll Free: 1-800-387-3880

MIFAB®, Inc., 1321 West 119th Street, Chicago, Illinois 60643-5109, USA  
All sales subject to MIFAB®'s Terms and Warranties. Please refer to page 32.





## SYSTEM PRICING (PER FOOT)



























<b>T1500-13 - 4" Internal Width</b> (Galvanized Steel Integral Edge Rails)				
GRATE LOAD CLASS	GRATE MATERIAL	GRATE DESIGN	GRATE SUFFIX	LIST PRICE (Per Foot)
A	Galvanized Steel	Perforated	PGA-13-FP 	\$84.29
A	Galvanized Steel	Slotted	PGA-13-FS 	\$84.29
A	Black Plastic	Longitudinal Slotted	PGA-HPP-BLK 	\$125.29
A	Grey Plastic	Longitudinal Slotted	PGA-HPP-GRY 	\$125.29
B	Galvanized Steel	Longitudinal Slotted	PGB-13-LS 	\$134.57
C	Galvanized Steel	Mesh	PGC-13-GM 	\$178.69
C	Galvanized Steel	Perforated	PGC-13-FP 	\$175.29
C	Galvanized Steel	Slotted	PGC-13-FS 	\$175.29
C	Black Plastic	Heelproof Slotted	PGC-HPP 	\$142.53
C	Ductile Iron	Solid Cover	SCC-4 	\$144.29
C	Galvanized Steel	Paverslot	PGC-13-SD 	\$454.29
C	Ductile Iron	Slotted	PGC-4 	\$107.29
C	Ductile Iron	Slotted, galvanized	PGC-4-13 	\$139.29
C	Ductile Iron	Heelproof Slotted	PGC-4-HP 	\$138.79
C	Ductile Iron	WAVE	PGC-4-WVY 	\$154.29
C	Ductile Iron	Longitudinal Slotted	PGC-4-ADA 	\$138.79
C	Ductile Iron	Longitudinal Slotted, galvanized	PGC-4-ADA-13 	\$201.79
C	Ductile Iron	BAVARIA	PGC-4-BG 	\$154.29
E	Galvanized Steel	Slotted	PGE-13-FS 	\$158.43
E	Ductile Iron	Heelproof Slotted	PGE-4-HP 	\$177.29
E	Ductile Iron	Longitudinal Slotted	PGE-4-ADA 	\$177.29
E	Ductile Iron	Longitudinal Slotted, galvanized	PGE-4-ADA-13 	\$229.29
E	Ductile Iron	Longitudinal Slotted, USA	PGE-4-ADA-ARRA 	\$202.29
E	Ductile Iron	Longitudinal Slotted, galvanized USA	PGE-4-ADA-13-ARRA 	\$255.29
E	Ductile Iron	Slotted	PGE-4 	\$131.29
E	Ductile Iron	Slotted, galvanized	PGE-4-13 	\$148.29


























<b>T1500-3 - 4" Internal Width</b> (Stainless Steel Integral Edge Rails)				
GRATE LOAD CLASS	GRATE MATERIAL	GRATE DESIGN	GRATE SUFFIX	LIST PRICE (Per Foot)
A	Stainless Steel	Perforated	PGA-3-FP 	\$212.27
A	Stainless Steel	Slotted	PGA-3-FS 	\$212.27
A	Stainless Steel	Mesh	PGA-3-SM 	\$253.78
A	Black Plastic	Longitudinal Slotted	PGA-HPP-BLK 	\$177.27
A	Grey Plastic	Longitudinal Slotted	PGA-HPP-GRY 	\$177.27
B	Stainless Steel	Longitudinal, Anti slip	PGB-3-WW 	\$683.22
C	Stainless Steel	Slotted	PGC-3-FS 	\$330.27
C	Stainless Steel	Perforated	PGC-3-FP 	\$330.27
C	Black Plastic	Heelproof Slotted	PGC-HPP 	\$194.51
C	Ductile Iron	Solid Cover	SCC-4 	\$196.27
C	Stainless Steel	Mesh	PGC-3-SM 	\$372.42
C	Stainless Steel	Paverslot	PGC-3-SD 	\$638.07
C	Ductile Iron	Slotted	PGC-4 	\$159.27
C	Ductile Iron	Slotted, galvanized	PGC-4-13 	\$191.27
C	Ductile Iron	Heelproof Slotted	PGC-4-HP 	\$190.77
C	Ductile Iron	Wave	PGC-4-WVY 	\$206.27
C	Ductile Iron	Longitudinal Slotted	PGC-4-ADA 	\$190.77
C	Ductile Iron	Longitudinal Slotted, galvanized	PGC-4-ADA-13 	\$253.77
C	Ductile Iron	Bavaria	PGC-4-BG 	\$206.27
E	Ductile Iron	Heelproof Slotted	PGE-4-HP 	\$229.27
E	Ductile Iron	Longitudinal Slotted	PGE-4-ADA 	\$229.27
E	Ductile Iron	Longitudinal Slotted, USA	PGE-4-ADA-ARRA 	\$254.27
E	Ductile Iron	Slotted	PGE-4 	\$183.27
E	Stainless Steel	Slotted	PGE-3-FS 	\$407.48
E	Stainless Steel	Bar	PGE-3-SBG 	\$691.27







<b>Cutting Charges</b>	T1500-3, T1500-4, T1500-13, T1560-3, T1560-13 - Cutting / per cut - (including bodies and grate - but does not include bonding of channel bodies)	<b>\$603.00</b>
------------------------	---	-----------------

**NOTE: Lockdowns** The CLIPFIX locking clips are included with all of the above Class A - E grates. The PROFIX and 4 bolt assemblies are included with all of the Class F grates. **Catch basins, outlets, end caps and installation devices are priced separately and not included in the above System Pricing. (See Page 11)**

	See page 10 for explanation of ADA compliant grates
	See page 10 for explanation of Heelproof compliant grates

<b>T1560-13 - 4" Internal Width, 45MM Deep</b> (Galvanized Steel Integral Edge Rails)				
GRATE LOAD CLASS	GRATE MATERIAL	GRATE DESIGN	GRATE SUFFIX	LIST PRICE (Per Foot)
A	Galvanized Steel	Perforated	PGA-13-FP 	\$79.41
A	Galvanized Steel	Slotted	PGA-13-FS 	\$79.41
A	Black Plastic	Longitudinal Slotted	PGA-HPP-BLK 	\$120.41
A	Grey Plastic	Longitudinal Slotted	PGA-HPP-GRY 	\$120.41
B	Galvanized Steel	Longitudinal Slotted	PGB-13-LS 	\$128.69
C	Galvanized Steel	Mesh	PGC-13-GM 	\$173.81
C	Galvanized Steel	Perforated	PGC-13-FP 	\$170.41
C	Galvanized Steel	Slotted	PGC-13-FS 	\$170.41
C	Black Plastic	Heelproof Slotted	PGC-HPP 	\$137.65
C	Ductile Iron	Solid Cover	SCC-4 	\$138.41
C	Galvanized Steel	Paverslot	PGC-13-SD 	\$449.41
C	Ductile Iron	Slotted	PGC-4 	\$102.41
C	Ductile Iron	Slotted, galvanized	PGC-4-13 	\$134.41
C	Ductile Iron	Heelproof Slotted	PGC-4-HP 	\$133.91
C	Ductile Iron	WAVE	PGC-4-WVY 	\$149.41
C	Ductile Iron	Longitudinal Slotted	PGC-4-ADA 	\$133.91
C	Ductile Iron	Longitudinal Slotted, galvanized	PGC-4-ADA-13 	\$196.91
C	Ductile Iron	BAVARIA	PGC-4-BG 	\$149.41
E	Galvanized Steel	Slotted	PGE-13-FS 	\$153.55
E	Ductile Iron	Heelproof Slotted	PGE-4-HP 	\$172.41
E	Ductile Iron	Longitudinal Slotted	PGE-4-ADA 	\$172.41
E	Ductile Iron	Longitudinal Slotted, galvanized	PGE-4-ADA-13 	\$224.41
E	Ductile Iron	Longitudinal Slotted, USA	PGE-4-ADA-ARRA 	\$197.41
E	Ductile Iron	Longitudinal Slotted, galvanized USA	PGE-4-ADA-13-ARRA 	\$250.41
E	Ductile Iron	Slotted	PGE-4 	\$126.41
E	Ductile Iron	Slotted, galvanized	PGE-4-13 	\$143.41

<b>T1560-3 - 4" Internal Width, 45MM Deep</b> (Stainless Steel Integral Edge Rails)				
GRATE LOAD CLASS	GRATE MATERIAL	GRATE DESIGN	GRATE SUFFIX	LIST PRICE (Per Foot)
A	Stainless Steel	Perforated	PGA-3-FP 	\$204.50
A	Stainless Steel	Slotted	PGA-3-FS 	\$204.50
A	Stainless Steel	Mesh	PGA-3-SM 	\$246.01
A	Black Plastic	Longitudinal Slotted	PGA-HPP-BLK 	\$169.50
A	Grey Plastic	Longitudinal Slotted	PGA-HPP-GRY 	\$169.50
B	Stainless Steel	Longitudinal, Anti slip	PGB-3-WW 	\$675.45
C	Stainless Steel	Slotted	PGC-3-FS 	\$322.50
C	Stainless Steel	Perforated	PGC-3-FP 	\$322.50
C	Black Plastic	Heelproof Slotted	PGC-HPP 	\$186.74
C	Ductile Iron	Solid Cover	SCC-4 	\$188.50
C	Stainless Steel	Mesh	PGC-3-SM 	\$364.65
C	Stainless Steel	Paverslot	PGC-3-SD 	\$630.30
C	Ductile Iron	Slotted	PGC-4 	\$151.50
C	Ductile Iron	Slotted, galvanized	PGC-4-13 	\$183.50
C	Ductile Iron	Heelproof Slotted	PGC-4-HP 	\$183.00
C	Ductile Iron	WAVE	PGC-4-WVY 	\$198.50
C	Ductile Iron	Longitudinal Slotted	PGC-4-ADA 	\$183.00
C	Ductile Iron	Longitudinal Slotted, galvanized	PGC-4-ADA-13 	\$246.00
C	Ductile Iron	BAVARIA	PGC-4-BG 	\$198.50
E	Ductile Iron	Heelproof Slotted	PGE-4-HP 	\$221.50
E	Ductile Iron	Longitudinal Slotted	PGE-4-ADA 	\$221.50
E	Ductile Iron	Longitudinal Slotted, USA	PGE-4-ADA-ARRA 	\$246.50
E	Ductile Iron	Slotted	PGE-4 	\$175.50
E	Stainless Steel	Slotted	PGE-3-FS 	\$399.71
E	Stainless Steel	Bar	PGE-3-SBG 	\$683.50

<b>T1500-4 - 4" Internal Width</b> Ductile Iron Integral Edge Rails				
GRATE LOAD CLASS	GRATE MATERIAL	GRATE DESIGN	GRATE SUFFIX	LIST PRICE (Per Foot)
F	Ductile Iron	Slotted	PGF-4-PX 	\$211.28
F	Ductile Iron	Slotted, galvanized	PGF-4-PX-13 	\$237.28
F	Ductile Iron	Slotted, 4 Bolt	PGF-4-B 	\$211.28
F	Ductile Iron	Slotted, 4 Bolt, Galvanized	PGF-4-B-13 	\$237.28
F	Ductile Iron	Longitudinal Slotted	PGF-4-ADA-PX 	\$244.71
F	Ductile Iron	Longitudinal Slotted, galvanized	PGF-4-ADA-PX-13 	\$286.96

CALIFORNIA PROPOSITION 65 WARNING. This product contains chemicals known to the State of California to cause cancer and birth defects or other reproductive harm.

## SYSTEM PRICING (PER FOOT)

T1700-13 - 8" Internal Width (Galvanized Steel Integral Edge Rails)				
GRATE LOAD CLASS	GRATE MATERIAL	GRATE DESIGN	GRATE SUFFIX	LIST PRICE (Per Foot)
A	Galvanized Steel	Mesh	PGA-13-GM	\$268.41
B	Galvanized Steel	Longitudinal Slotted	PGB-13-LS	\$285.11
C	Galvanized Steel	Mesh	PGC-13-GM	\$417.55
C	Ductile Iron	Slotted	PGC-4	\$224.26
C	Ductile Iron	Heelproof Slotted	PGC-4-HP	\$311.38
C	Ductile Iron	WAVE	PGC-4-WVY	\$311.38
C	Ductile Iron	BAVARIA	PGC-4-BG	\$311.38
C	Galvanized Steel	Paverslot	PGC-13-SD	\$284.61
E	Ductile Iron	Slotted	PGE-4	\$287.26
E	Ductile Iron	Slotted, galvanized	PGE-4-13	\$350.26
E	Ductile Iron	Heelproof Slotted	PGE-4-HP	\$350.26
E	Ductile Iron	Longitudinal Slotted	PGE-4-ADA	\$350.26
E	Ductile Iron	Longitudinal Slotted, galvanized	PGE-4-ADA-13	\$489.91
E	Ductile Iron	Longitudinal Slotted, USA	PGE-4-ADA-ARRA	\$474.26
E	Ductile Iron	Longitudinal Slotted, galvanized USA	PGE-4-ADA-13-ARRA	\$598.91

T1760-13 - 8" Internal Width, 60MM Deep (Galvanized Steel Integral Edge Rails)				
GRATE LOAD CLASS	GRATE MATERIAL	GRATE DESIGN	GRATE SUFFIX	LIST PRICE (Per Foot)
A	Galvanized Steel	Mesh	PGA-13-GM	\$259.80
B	Galvanized Steel	Longitudinal Slotted	PGB-13-LS	\$276.50
C	Galvanized Steel	Mesh	PGC-13-GM	\$408.84
C	Ductile Iron	Slotted	PGC-4	\$215.65
C	Ductile Iron	Heelproof Slotted	PGC-4-HP	\$302.77
C	Ductile Iron	WAVE	PGC-4-WVY	\$302.77
C	Ductile Iron	BAVARIA	PGC-4-BG	\$302.77
C	Galvanized Steel	Paverslot	PGC-13-SD	\$276.00
E	Ductile Iron	Slotted	PGE-4	\$278.65
E	Ductile Iron	Slotted, galvanized	PGE-4-13	\$341.65
E	Ductile Iron	Heelproof Slotted	PGE-4-HP	\$341.65
E	Ductile Iron	Longitudinal Slotted	PGE-4-ADA	\$341.65
E	Ductile Iron	Longitudinal Slotted, galvanized	PGE-4-ADA-13	\$481.30
E	Ductile Iron	Longitudinal Slotted, USA	PGE-4-ADA-ARRA	\$465.65
E	Ductile Iron	Longitudinal Slotted, galvanized USA	PGE-4-ADA-13-ARRA	\$590.30

T1700-3 - 8" Internal Width (Stainless Steel Integral Edge Rails)				
GRATE LOAD CLASS	GRATE MATERIAL	GRATE DESIGN	GRATE SUFFIX	LIST PRICE (Per Foot)
A	Stainless Steel	Mesh	PGA-3-SM	\$989.02
B	Stainless Steel	Longitudinal, Anti slip	PGB-3-WW	\$1,292.27
C	Stainless Steel	Mesh	PGC-3-SM	\$1,045.12
C	Ductile Iron	Slotted	PGC-4	\$323.12
C	Ductile Iron	Heelproof Slotted	PGC-4-HP	\$410.24
C	Ductile Iron	WAVE	PGC-4-WVY	\$410.24
C	Ductile Iron	BAVARIA	PGC-4-BG	\$410.24
C	Stainless Steel	Paverslot	PGC-3-SD	\$550.78
E	Stainless Steel	Bar	PGE-3-SBG	\$1,540.07
E	Ductile Iron	Slotted	PGE-4	\$386.12
E	Ductile Iron	Heelproof Slotted	PGE-4-HP	\$449.12
E	Ductile Iron	Longitudinal Slotted	PGE-4-ADA	\$449.12
E	Ductile Iron	Longitudinal Slotted, USA	PGE-4-ADA-ARRA	\$573.12

T1760-3 - 8" Internal Width, 60MM Deep (Stainless Steel Integral Edge Rails)				
GRATE LOAD CLASS	GRATE MATERIAL	GRATE DESIGN	GRATE SUFFIX	LIST PRICE (Per Foot)
A	Stainless Steel	Mesh	PGA-3-SM	\$977.43
B	Stainless Steel	Longitudinal, Anti slip	PGB-3-WW	\$977.43
C	Stainless Steel	Mesh	PGC-3-SM	\$1,033.53
C	Ductile Iron	Slotted	PGC-4	\$311.53
C	Ductile Iron	Heelproof Slotted	PGC-4-HP	\$398.65
C	Ductile Iron	WAVE	PGC-4-WVY	\$398.65
C	Ductile Iron	BAVARIA	PGC-4-BG	\$398.65
C	Stainless Steel	Paverslot	PGC-3-SD	\$539.19
E	Stainless Steel	Bar	PGE-3-SBG	\$1,528.48
E	Ductile Iron	Slotted	PGE-4	\$374.53
E	Ductile Iron	Heelproof Slotted	PGE-4-HP	\$437.53
E	Ductile Iron	Longitudinal Slotted	PGE-4-ADA	\$437.53
E	Ductile Iron	Longitudinal Slotted, USA	PGE-4-ADA-ARRA	\$561.53

T1700-4 - 8" Internal Width (Ductile Iron Integral Edge Rails)				
GRATE LOAD CLASS	GRATE MATERIAL	GRATE DESIGN	GRATE SUFFIX	LIST PRICE (Per Foot)
D	Ductile Iron	Solid Cover	SCD-4-PX	\$310.14
F	Ductile Iron	Slotted	PGF-4-PX	\$386.34
F	Ductile Iron	Slotted, galvanized	PGF-4-PX-13	\$450.39
F	Ductile Iron	Slotted, 4 bolt	PGF-4-B	\$386.34
F	Ductile Iron	Slotted, 4 bolt, galvanized	PGF-4-B-13	\$450.39
F	Ductile Iron	Longitudinal Slotted	PGF-4-ADA-PX	\$395.55
F	Ductile Iron	Longitudinal Slotted, galvanized	PGF-4-ADA-PX-13	\$484.84

T1800-13 - 12" Internal Width (Galvanized Steel Integral Edge Rails)				
GRATE LOAD CLASS	GRATE MATERIAL	GRATE DESIGN	GRATE SUFFIX	LIST PRICE (Per Foot)
C	Galvanized Steel	Mesh	PGC-13-GM	\$798.67
C	Ductile Iron	Slotted	PGC-4	\$342.79
C	Ductile Iron	Heelproof Slotted	PGC-4-HP	\$623.79
C	Ductile Iron	WAVE	PGC-4-WVY	\$567.52
E	Ductile Iron	Slotted	PGE-4	\$627.39
E	Ductile Iron	Slotted, galvanized	PGE-4-13	\$706.39
E	Ductile Iron	Heelproof Slotted	PGE-4-HP	\$687.79
E	Ductile Iron	Longitudinal Slotted	PGE-4-ADA	\$687.79
E	Ductile Iron	Longitudinal Slotted, galvanized	PGE-4-ADA-13	\$901.79
E	Ductile Iron	Solid Cover	SCE-4	\$634.79

T1760-4 - 8" Internal Width 60MM Deep (Ductile Iron Integral Edge Rails)				
GRATE LOAD CLASS	GRATE MATERIAL	GRATE DESIGN	GRATE SUFFIX	LIST PRICE (Per Foot)
D	Ductile Iron	Solid Cover	SCD-4-PX	\$292.38
F	Ductile Iron	Slotted	PGF-4-PX	\$368.58
F	Ductile Iron	Slotted, galvanized	PGF-4-PX-13	\$432.63
F	Ductile Iron	Slotted, 4 bolt	PGF-4-B	\$368.58
F	Ductile Iron	Slotted, 4 bolt, galvanized	PGF-4-B-13	\$432.63
F	Ductile Iron	Longitudinal Slotted	PGF-4-ADA-PX	\$377.79
F	Ductile Iron	Longitudinal Slotted, galvanized	PGF-4-ADA-PX-13	\$467.08

T1800-4 - 12" Internal Width (Ductile Iron Integral Edge Rails)				
GRATE LOAD CLASS	GRATE MATERIAL	GRATE DESIGN	GRATE SUFFIX	LIST PRICE (Per Foot)
F	Ductile Iron	Slotted	PGF-4-PX	\$490.38
F	Ductile Iron	Slotted, galvanized	PGF-4-PX-13	\$616.86
F	Ductile Iron	Slotted, 4 bolt	PGF-4-B	\$490.38
F	Ductile Iron	Slotted, 4 bolt, galvanized	PGF-4-B-13	\$616.86

T1800-3 - 12" Internal Width (Stainless Steel Integral Edge Rails)				
GRATE LOAD CLASS	GRATE MATERIAL	GRATE DESIGN	GRATE SUFFIX	LIST PRICE (Per Foot)
C	Stainless Steel	Mesh	PGC-3-SM	\$1,506.15
C	Ductile Iron	Slotted	PGC-4	\$419.55
C	Ductile Iron	Heelproof Slotted	PGC-4-HP	\$700.55
C	Ductile Iron	WAVE	PGC-4-WVY	\$644.28
E	Ductile Iron	Slotted	PGE-4	\$704.15
E	Ductile Iron	Heelproof Slotted	PGE-4-HP	\$764.55
E	Ductile Iron	Longitudinal Slotted	PGE-4-ADA	\$764.55
E	Stainless Steel	Bar	PGE-3-SBG	\$1,597.65
E	Ductile Iron	Solid Cover	SCE-4	\$711.55

**NOTE: Lockdowns** The CLIPFIX locking clips are included with all of the above Class A - E grates. The PROFIX and 4 bolt assemblies are included with all of the Class F grates.

**Catch basins, outlets, end caps and installation devices are priced separately and not included in the above System Pricing. (See Page 15)**

<b>Cutting Charges</b>	T1700-3, T1700-4, T1700-13, T1760-3, T1760-13, T1800-3, T1800-4, T1800-13 - Cutting / per cut - (including bodies & grate - but does not include bonding of channel bodies)	<b>\$786.25</b>
------------------------	---	-----------------

CALIFORNIA PROPOSITION 65 WARNING. This product contains chemicals known to the State of California to cause cancer and birth defects or other reproductive harm.

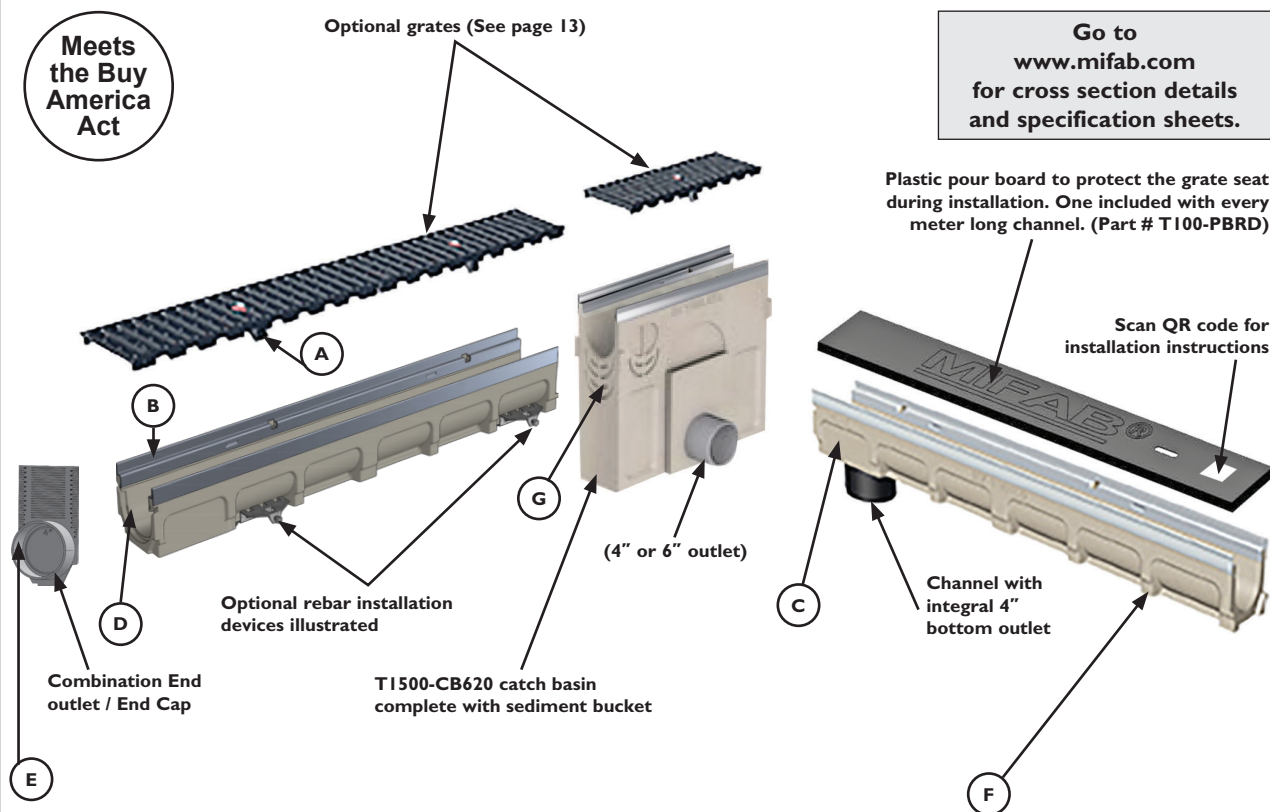
Visit [www.mifab.com](http://www.mifab.com) for the most recent product information. Design and dimensions are subject to modification. Prices do not include applicable taxes.

Toll Free: 1-800-465-2736, Fax: 1-773-341-3049  
sales@mifab.com Canada Toll Free: 1-800-387-3880

MIFAB®, Inc., 1321 West 119th Street, Chicago, Illinois 60643-5109, USA  
All sales subject to MIFAB's Terms and Warranties. Please refer to page 32.



## TI500 SYSTEM COMPONENTS AND FEATURES



- A. Innovative CLIPFIX grate locking mechanism for all gratings up to and including Load Class E (see page 13). Innovative PROFIX grate locking mechanism as well as 4 bolt gratings for Load Class F ductile iron gratings (see page 21).
- B. Polymer concrete channels with galvanized and stainless steel edge rails (4mm thick) and ductile iron integral edge rails. (7mm thick) as per EN 1433. Optional rebar installation devices illustrated (part # T1500-REB).
- C. High strength of the drainage channel body enables Load Class A 15kN to Load Class F 900kN.
- D. Optimized flow cross section promotes self cleaning.
- E. Combination end cap / 4" end outlet for either end of the channels for all depths.
- F. Deep-seated anchorage bays in the drainage channel body ensures mechanical attachment to the concrete encasement.
- G. Catch basins are adaptable to all channel depths.



SCAN ME



ADA gratings are designed to have open slots no greater than 0.5 inches (13mm) wide in one direction. If the length of the slot is greater than 0.5 inches, the opening shall run perpendicular to the main direction.




### HEELPROOF



Heelproof gratings are designed to resist entry of pointed high heel shoes from entering the trench drain grate opening. ASME Standard A112.6.3, Section 7.12 defines Heelproof as: "A grate designed to resist entry of high-heeled shoes, in which the maximum grate hole size in least dimension shall be 5/16" (8mm) (0.31").

CALIFORNIA PROPOSITION 65 WARNING. This product contains chemicals known to the State of California to cause cancer and birth defects or other reproductive harm.

**MIFAB®****T1500 CATCH BASINS AND - 4" INTERNAL  
WIDTH SHALLOW CHANNELS - T1560****TDPC-2026****T1560 - 4" INTERNAL WIDTH - SHALLOW CHANNELS****T1560N-PB-13  
Channel Body****T1560N-PB-13-BO4  
Channel Body with  
integral 4" outlet****Meets  
the Buy  
America  
Act****SCAN ME****T1500-CB620  
Catch Basin****Go to [www.mifab.com](http://www.mifab.com) for cross section details and specification sheets.**

GALVANIZED STEEL INTEGRAL EDGE RAILS		STAINLESS STEEL INTEGRAL EDGE RAILS		BODY TYPE	INVERT BODY DEPTH	OVERALL BODY DEPTH	MAXIMUM FLOW RATE	WEIGHT (LESS GRATE)
Channel Model #	List Price, Each (1 Meter long)	Channel Model #	List Price, Each (1 Meter long)	Neutral - 0%			GPM	Lbs.
<b>T1560N-PB-13</b>	<b>\$210.00</b>	<b>T1560N-PB-3</b>	<b>\$371.00</b>	Neutral	1.78"	3.15"	48	21.87
<b>T1560N-PB-13-500</b> (1/2 meter long)	<b>\$148.00</b>	<b>T1560N-PB-3-500</b> (1/2 meter long)	<b>\$261.00</b>	Neutral	1.78"	3.15"	48	10.80
<b>T1560N-PB-13-BO4</b>	<b>\$210.00</b>	<b>T1560N-PB-3-BO4</b>	<b>\$371.00</b>	Neutral	1.78"	3.15"	48	21.38

**CATCH BASINS FOR T1500 AND T1560 CHANNELS**

GALVANIZED STEEL INTEGRAL EDGE RAILS		STAINLESS STEEL INTEGRAL EDGE RAILS		DUCTILE IRON INTEGRAL EDGE RAILS		BODY TYPE	INVERT DEPTH	OVERALL DEPTH	WEIGHT (LESS GRATE)
Catch Basin Model #	List Price, Each (1/2 Meter long)	Catch Basin Model #	List Price, Each (1/2 Meter long)	Catch Basin Model #	List Price, Each (1/2 Meter long)	Neutral - 0%			Lbs.
<b>T1500-CB620-13-SO4</b>	<b>\$601.75</b>	<b>T1500-CB620-3-SO4</b>	<b>\$671.25</b>	<b>T1500-CB620-4-SO4</b>	<b>\$727.50</b>	Neutral	17"	17"	77.16
<b>T1500-CB620-13-SO6</b>	<b>\$601.75</b>	<b>T1500-CB620-3-SO6</b>	<b>\$671.25</b>	<b>T1500-CB620-4-SO6</b>	<b>\$727.50</b>	Neutral	17"	17"	77.16
<b>T1500-CB620-SB</b>	<b>\$157.50</b>	Replacement sediment bucket							

**NOTE:** All catch basins are shipped with the sediment bucket included.

<b>MI-FLEX-400</b>	<b>T1500-PBDS</b>	<b>T1500-PEO</b> Grey Plastic End Cap / Outlet - 4"	<b>T1500-PEO-4</b> Black Plastic End Cap / Outlet w/ black epoxy coated steel top cap for D.I. frame channels	<b>T1500-REB</b> (Installation Device) Optional Installation Device (Two required per channel) (Not suitable for T1560)	<b>T1560-PEC</b> Closed End Cap for T1560N Channels	<b>T100-PBRD</b>
						<b>T1500-CI</b>

MODEL #	DESCRIPTION	MATERIAL	LIST PRICE	WEIGHT (Lbs.)
<b>MI-FLEX-400</b>	4" Flexible rubber coupling to connect 4" No Hub vertical and horizontal channel outlets to drainage pipe.	Rubber	<b>\$35.70</b>	0.50
<b>T1500-PBDS</b>	Bottom Dome Strainer	Stainless Steel	<b>\$77.50</b>	0.20
<b>T1500-PEO</b>	4" No Hub grey plastic End Cap / Outlet	Plastic	<b>\$38.00</b>	0.44
<b>T1500-PEO-4</b>	4" No Hub black plastic End Cap / Outlet with black epoxy coated steel top cap for D.I. frame channels	Plastic / Steel	<b>\$38.00</b>	1.25
<b>T1500-REB</b>	Installation Device (See page 26) (Two required per channel) (Not suitable for T1560)	Galvanized Steel	<b>\$24.25, each piece</b>	0.22
<b>T1560-PEC-13</b>	Closed End Cap for T1560N-13 channels	Galvanized Steel	<b>\$38.00</b>	0.20
<b>T1560-PEC-3</b>	Closed End Cap for T1560N-3 channels	Stainless Steel	<b>\$62.00</b>	0.20
<b>T100-PBRD</b>	Replacement plastic pour board to protect the channel during installation. One included with every meter long channel	Plastic	<b>\$19.75</b>	2.00
<b>T1500-CI</b>	Channel insert to fill expansion gap between channels (if required)	Plastic	<b>\$40.10 / bag of 10</b>	0.50

CALIFORNIA PROPOSITION 65 WARNING. This product contains chemicals known to the State of California to cause cancer and birth defects or other reproductive harm.

Visit [www.mifab.com](http://www.mifab.com) for the most recent product information. Design and dimensions are subject to modification. Prices do not include applicable taxes.Toll Free: 1-800-465-2736, Fax: 1-773-341-3049  
sales@mifab.com Canada Toll Free: 1-800-387-3880MIFAB®, Inc., 1321 West 119th Street, Chicago, Illinois 60643-5109, USA  
All sales subject to MIFAB®'s Terms and Warranties. Please refer to page 32.



# T1500 - 4" INTERNAL WIDTH CHANNELS

**T1500-4**  
(Channel with ductile iron integral edge rails)

**T1500-13, T1500-3**  
(Channels with galvanized or stainless steel integral edge rails)

Go to [www.mifab.com](http://www.mifab.com) for cross section details and specification sheets.

GALVANIZED STEEL INTEGRAL EDGE RAILS (for Load Class A through E grates)		STAINLESS STEEL INTEGRAL EDGE RAILS (for Load Class A through E grates)		DUCTILE IRON INTEGRAL EDGE RAILS (for Load Class F grates)		BODY TYPE	INVERT BODY DEPTH		OVERALL BODY DEPTH		MAXIMUM FLOW RATE	WEIGHT (LESS GRATE)
Channel Model #	List Price, Each, Add (1 Meter long)	Channel Model #	List Price, Each, Add (1 Meter long)	Channel Model #	List Price, Each, Add (1 Meter long)	Sloped - .5% Neutral - 0%	E1 (Min.)	E2 (Max.)	E1 (Min.)	E2 (Max.)	GPM	Lbs.
<b>T1500N-PB-13</b>	<b>\$226.00</b>	<b>T1500N-PB-3</b>	<b>\$396.50</b>	<b>T1500N-PB-4</b>	<b>\$340.75</b>	Neutral	4.34"	4.34"	5.91"	5.91"	109	34.94
<b>T1500N-PB-13-BO4</b>	<b>\$226.00</b> (with 4" bottom outlet)	<b>T1500N-PB-3-BO4</b>	<b>\$396.50</b> (with 4" bottom outlet)	<b>T1500N-PB-4-BO4</b>	<b>\$340.75</b> (with 4" bottom outlet)	Neutral	4.34"	4.34"	5.91"	5.91"	109	31.97
<b>T1500N-PB-13-500</b>	<b>\$169.00</b> (half meter long channel)	<b>T1500N-PB-3-500</b>	<b>\$280.50</b> (half meter long channel)	<b>T1500N-PB-4-500</b>	<b>\$267.25</b> (half meter long channel)	Neutral	4.34"	4.34"	5.91"	5.91"	109	16.95
<b>T1501-PB-13</b>	<b>\$226.00</b>	<b>T1501-PB-3</b>	<b>\$396.50</b>	<b>T1501-PB-4</b>	<b>\$340.75</b>	Sloped	4.34"	4.53"	5.91"	6.11"	117	31.97
<b>T1502-PB-13</b>	<b>\$226.00</b>	<b>T1502-PB-3</b>	<b>\$396.50</b>	<b>T1502-PB-4</b>	<b>\$340.75</b>	Sloped	4.53"	4.73"	6.11"	6.30"	125	31.97
<b>T1503-PB-13</b>	<b>\$226.00</b>	<b>T1503-PB-3</b>	<b>\$396.50</b>	<b>T1503-PB-4</b>	<b>\$340.75</b>	Sloped	4.73"	4.93"	6.30"	6.50"	135	33.07
<b>T1504-PB-13</b>	<b>\$226.00</b>	<b>T1504-PB-3</b>	<b>\$396.50</b>	<b>T1504-PB-4</b>	<b>\$340.75</b>	Sloped	4.93"	5.12"	6.50"	6.70"	143	33.36
<b>T1505-PB-13</b>	<b>\$226.00</b>	<b>T1505-PB-3</b>	<b>\$396.50</b>	<b>T1505-PB-4</b>	<b>\$340.75</b>	Sloped	5.12"	5.32"	6.70"	6.89"	151	34.17
<b>T1506-PB-13</b>	<b>\$226.00</b>	<b>T1506-PB-3</b>	<b>\$396.50</b>	<b>T1506-PB-4</b>	<b>\$340.75</b>	Sloped	5.32"	5.52"	6.89"	7.09"	160	35.27
<b>T1507-PB-13</b>	<b>\$226.00</b>	<b>T1507-PB-3</b>	<b>\$396.50</b>	<b>T1507-PB-4</b>	<b>\$340.75</b>	Sloped	5.52"	5.71"	7.09"	7.29"	170	36.38
<b>T1508-PB-13</b>	<b>\$226.00</b>	<b>T1508-PB-3</b>	<b>\$396.50</b>	<b>T1508-PB-4</b>	<b>\$340.75</b>	Sloped	5.71"	5.91"	7.29"	7.49"	179	36.38
<b>T1509-PB-13</b>	<b>\$226.00</b>	<b>T1509-PB-3</b>	<b>\$396.50</b>	<b>T1509-PB-4</b>	<b>\$340.75</b>	Sloped	5.91"	6.11"	7.49"	7.68"	189	37.48
<b>T1510-PB-13</b>	<b>\$226.00</b>	<b>T1510-PB-3</b>	<b>\$396.50</b>	<b>T1510-PB-4</b>	<b>\$340.75</b>	Sloped	6.11"	6.30"	7.68"	7.88"	198	37.96
<b>T1510-PB-13-BO4</b>	<b>\$226.00</b> (with 4" bottom outlet)	<b>T1510-PB-3-BO4</b>	<b>\$396.50</b> (with 4" bottom outlet)	<b>T1510N-PB-4-BO4</b>	<b>\$340.75</b> (with 4" bottom outlet)	Sloped	6.11"	6.30"	7.68"	7.88"	198	37.48
<b>T1510N-PB-13</b>	<b>\$226.00</b>	<b>T1510N-PB-3</b>	<b>\$396.50</b>	<b>T1510N-PB-4</b>	<b>\$340.75</b>	Neutral	6.30"	6.30"	7.88"	7.88"	198	37.99
<b>T1510N-PB-13-BO4</b>	<b>\$226.00</b> (with 4" bottom outlet)	<b>T1510N-PB-3-BO4</b>	<b>\$396.50</b> (with 4" bottom outlet)	<b>T1510N-PB-4-500</b>	<b>\$267.25</b> (half meter long channel)	Neutral	6.30"	6.30"	7.68"	7.88"	198	38.58
<b>T1510N-PB-13-500</b>	<b>\$169.00</b> (half meter long channel)	<b>T1510N-PB-3-500</b>	<b>\$280.50</b> (half meter long channel)	<b>T1511-PB-4</b>	<b>\$340.75</b>	Neutral	6.30"	6.30"	7.88"	7.88"	198	19.84
<b>T1511-PB-13</b>	<b>\$226.00</b>	<b>T1511-PB-3</b>	<b>\$396.50</b>	<b>T1512-PB-4</b>	<b>\$340.75</b>	Sloped	6.30"	6.50"	7.88"	8.08"	209	39.03
<b>T1512-PB-13</b>	<b>\$226.00</b>	<b>T1512-PB-3</b>	<b>\$396.50</b>	<b>T1513-PB-4</b>	<b>\$340.75</b>	Sloped	6.50"	6.70"	8.08"	8.27"	219	39.65
<b>T1513-PB-13</b>	<b>\$226.00</b>	<b>T1513-PB-3</b>	<b>\$396.50</b>	<b>T1514-PB-4</b>	<b>\$340.75</b>	Sloped	6.70"	6.89"	8.27"	8.47"	230	40.26
<b>T1514-PB-13</b>	<b>\$226.00</b>	<b>T1514-PB-3</b>	<b>\$396.50</b>	<b>T1515-PB-4</b>	<b>\$340.75</b>	Sloped	6.89"	7.09"	8.47"	8.67"	241	40.88
<b>T1515-PB-13</b>	<b>\$226.00</b>	<b>T1515-PB-3</b>	<b>\$396.50</b>	<b>T1516-PB-4</b>	<b>\$340.75</b>	Sloped	7.09"	7.29"	8.67"	8.86"	252	41.50
<b>T1516-PB-13</b>	<b>\$226.00</b>	<b>T1516-PB-3</b>	<b>\$396.50</b>	<b>T1517-PB-4</b>	<b>\$340.75</b>	Sloped	7.29"	7.49"	8.86"	9.06"	268	42.11
<b>T1517-PB-13</b>	<b>\$226.00</b>	<b>T1517-PB-3</b>	<b>\$396.50</b>	<b>T1518-PB-4</b>	<b>\$340.75</b>	Sloped	7.49"	7.68"	9.06"	9.26"	281	42.73
<b>T1518-PB-13</b>	<b>\$226.00</b>	<b>T1518-PB-3</b>	<b>\$396.50</b>	<b>T1519-PB-4</b>	<b>\$340.75</b>	Sloped	7.68"	7.88"	9.26"	9.45"	293	43.35
<b>T1519-PB-13</b>	<b>\$226.00</b>	<b>T1519-PB-3</b>	<b>\$396.50</b>	<b>T1520-PB-4</b>	<b>\$340.75</b>	Sloped	7.88"	8.08"	9.45"	9.65"	306	43.97
<b>T1520-PB-13</b>	<b>\$226.00</b>	<b>T1520-PB-3</b>	<b>\$396.50</b>	<b>T1520N-PB-4-BO4</b>	<b>\$340.75</b> (with 4" bottom outlet)	Sloped	8.08"	8.27"	9.65"	9.85"	319	44.58
<b>T1520-PB-13-BO4</b>	<b>\$226.00</b> (with 4" bottom outlet)	<b>T1520-PB-3-BO4</b>	<b>\$396.50</b> (with 4" bottom outlet)	<b>T1520N-PB-4</b>	<b>\$340.75</b>	Sloped	8.08"	8.27"	9.65"	9.85"	319	44.58
<b>T1520N-PB-13</b>	<b>\$226.00</b>	<b>T1520N-PB-3</b>	<b>\$396.50</b>	<b>T1520N-PB-4-500</b>	<b>\$267.25</b> (half meter long channel)	Neutral	8.27"	8.27"	9.85"	9.85"	319	45.19
<b>T1520N-PB-13-BO4</b>	<b>\$226.00</b> (with 4" bottom outlet)	<b>T1520N-PB-3-BO4</b>	<b>\$396.50</b> (with 4" bottom outlet)			Neutral	8.27"	8.27"	9.85"	9.85"	319	45.19
<b>T1520N-PB-13-500</b>	<b>\$169.00</b> (half meter long channel)	<b>T1520N-PB-3-500</b>	<b>\$280.50</b> (half meter long channel)			Neutral	8.27"	8.27"	9.85"	9.85"	319	22.93
<b>T1521-PB-13</b>	<b>\$226.00</b>	<b>T1521-PB-3</b>	<b>\$396.50</b>			Sloped	8.27"	8.47"	10.04"	10.24"	331	47.95
<b>T1522-PB-13</b>	<b>\$226.00</b>	<b>T1522-PB-3</b>	<b>\$396.50</b>			Sloped	8.47"	8.67"	10.24"	10.44"	346	48.57
<b>T1523-PB-13</b>	<b>\$226.00</b>	<b>T1523-PB-3</b>	<b>\$396.50</b>			Sloped	8.67"	8.86"	10.44"	10.63"	360	49.19
<b>T1524-PB-13</b>	<b>\$226.00</b>	<b>T1524-PB-3</b>	<b>\$396.50</b>			Sloped	8.86"	9.06"	10.63"	10.83"	374	49.80
<b>T1525-PB-13</b>	<b>\$226.00</b>	<b>T1525-PB-3</b>	<b>\$396.50</b>			Sloped	9.06"	9.26"	10.83"	11.03"	388	50.42
<b>T1526-PB-13</b>	<b>\$226.00</b>	<b>T1526-PB-3</b>	<b>\$396.50</b>			Sloped	9.26"	9.45"	11.03"	11.23"	412	51.04
<b>T1527-PB-13</b>	<b>\$226.00</b>	<b>T1527-PB-3</b>	<b>\$396.50</b>			Sloped	9.45"	9.65"	11.23"	11.42"	428	51.65
<b>T1528-PB-13</b>	<b>\$226.00</b>	<b>T1528-PB-3</b>	<b>\$396.50</b>			Sloped	9.65"	9.85"	11.42"	11.62"	444	52.27
<b>T1529-PB-13</b>	<b>\$226.00</b>	<b>T1529-PB-3</b>	<b>\$396.50</b>			Sloped	9.85"	10.04"	11.62"	11.82"	460	52.89
<b>T1530-PB-13</b>	<b>\$226.00</b>	<b>T1530-PB-3</b>	<b>\$396.50</b>			Sloped	10.04"	10.24"	11.82"	12.01"	477	53.51
<b>T1530-PB-13-BO4</b>	<b>\$226.00</b> (with 4" bottom outlet)	<b>T1530-PB-3-BO4</b>	<b>\$396.50</b> (with 4" bottom outlet)			Sloped	10.04"	10.24"	11.82"	12.01"	477	53.51

CALIFORNIA PROPOSITION 65 WARNING. This product contains chemicals known to the State of California to cause cancer and birth defects or other reproductive harm.



**LOAD CLASS A GRATES - EN 1433 - 3,372 LBS., 15kN, 70 P.S.I.**

Grate Part #	Description	Length (MM)	List Price	List Price (Per Foot)	Weight	Grate Free Area (Sq. in./ft.)
T100-PGA-13-FP	Class A Galvanized Perforated Grate, 1 meter	39.37" (1000)	\$50.48	\$15.39	3.85	8.08
T100-PGA-13-FP-500	Class A Galvanized Perforated Grate, 1/2 meter	19.69" (500)	\$30.29	\$18.47	2.09	8.08
T100-PGA-3-FP	Class A Stainless Steel Perforated Grate, 1 meter	39.37" (1000)	\$299.76	\$91.39	3.85	8.08
T100-PGA-3-FP-500	Class A Stainless Steel Perforated Grate, 1/2 meter	19.69" (500)	\$179.86	\$109.67	2.09	8.08
T100-PGA-13-FS	Class A Galvanized Slotted Grate, 1 meter	39.37" (1000)	\$50.48	\$15.39	3.08	13.31
T100-PGA-13-FS-500	Class A Galvanized Slotted Grate, 1/2 meter	19.69" (500)	\$30.29	\$18.47	2.86	13.31
T100-PGA-3-FS	Class A Stainless Steel Slotted Grate, 1 meter	39.37" (1000)	\$299.76	\$91.39	3.12	13.31
T100-PGA-3-FS-500	Class A Stainless Steel Slotted Grate, 1/2 meter	19.69" (500)	\$179.86	\$109.67	2.42	13.31
T100-PGA-3-SM	Class A Stainless Steel Mesh Grate, 1 meter	39.37" (1000)	\$435.91	\$132.90	5.72	40.17
T100-PGA-3-SM-500	Class A Stainless Steel Mesh Grate, 1/2 meter	19.69" (500)	\$250.08	\$152.49	3.08	40.17
T100-PGA-HPP-BLK	Class A Plastic Longitudinal, Slotted Black Grate, 1/2 meter	19.69" (500)	\$92.48	\$56.39	1.80	7.56
T100-PGA-HPP-GRY	Class A Plastic Longitudinal, Slotted Grey Grate, 1/2 meter	19.69" (500)	\$92.48	\$56.39	1.80	7.56

**LOAD CLASS B GRATES - EN 1433 - 28,100 LBS., 125kN, 580 P.S.I.**

T100-PGB-13-LS	Class B Galvanized Longitudinal Grate, 1 meter	39.37" (1000)	\$215.40	\$65.67	8.80	28.05
T100-PGB-13-LS-500	Class B Galvanized Longitudinal Grate, 1/2 meter	19.69" (500)	\$119.64	\$72.95	4.37	28.05
T100-PGB-3-WW	Class B Stainless Steel Longitudinal, anti slip, WW Grate, 1 meter	39.37" (1000)	\$1,844.48	\$562.34	8.80	26.52
T100-PGB-3-WW-500	Class B Stainless Steel Longitudinal, anti slip, WW Grate, 1/2 meter	19.69" (500)	\$1,306.67	\$796.75	4.37	26.52

**LOAD CLASS C GRATES - EN 1433 - 56,200 LBS., 250kN, 1,160 P.S.I.**

T100-PGC-13-FP	Class C Galvanized Perforated Grate, 1 meter	39.37" (1000)	\$348.96	\$106.39	9.04	8.08
T100-PGC-13-FP-500	Class C Galvanized Perforated Grate, 1/2 meter	19.69" (500)	\$209.38	\$127.67	4.51	8.08
T100-PGC-3-FP	Class C Stainless Steel Perforated Grate, 1 meter	39.37" (1000)	\$686.80	\$209.39	9.04	8.08
T100-PGC-3-FP-500	Class C Stainless Steel Perforated Grate, 1/2 meter	19.69" (500)	\$412.08	\$251.27	4.51	8.08
T100-PGC-13-FS	Class C Galvanized Slotted Grate, 1 meter	39.37" (1000)	\$348.96	\$106.39	9.68	13.31
T100-PGC-13-FS-500	Class C Galvanized Slotted Grate, 1/2 meter	19.69" (500)	\$209.38	\$127.67	4.59	13.31
T100-PGC-3-FS	Class C Stainless Steel Slotted Grate, 1 meter	39.37" (1000)	\$686.80	\$209.39	9.32	13.31
T100-PGC-3-FS-500	Class C Stainless Steel Slotted Grate, 1/2 meter	19.69" (500)	\$412.08	\$251.27	4.62	13.31
T100-PGC-13-GM	Class C Galvanized Mesh Grate, 1 meter	39.37" (1000)	\$360.11	\$109.79	11.50	40.75
T100-PGC-13-GM-500	Class C Galvanized Mesh Grate, 1/2 meter	19.69" (500)	\$216.05	\$131.74	5.80	40.75
T100-PGC-3-SM	Class C Stainless Steel Mesh Grate, 1 meter	39.37" (1000)	\$825.05	\$251.54	11.50	40.75
T100-PGC-3-SM-500	Class C Stainless Steel Mesh Grate, 1/2 meter	19.69" (500)	\$593.22	\$361.72	5.80	40.75
T100-PGC-13-SD	Class C Galvanized Paverslot Grate, 1 meter	39.37" (1000)	\$1,264.08	\$385.39	10.25	6.00
T100-PGC-13-SD-500	Class C Galvanized Paverslot Grate, 1/2 meter	19.69" (500)	\$758.45	\$462.47	5.23	6.00
T100-PGC-13-SD-MU-500	Class C Galvanized Maintenance Unit Paverslot, 1/2 meter	19.69" (500)	\$430.32	\$262.39	7.43	3.00
T100-PGC-3-SD	Class C Stainless Steel Paverslot Grate, 1 meter	39.37" (1000)	\$1,696.38	\$517.19	10.07	6.00
T100-PGC-3-SD-500	Class C Stainless Steel Paverslot Grate, 1/2 meter	19.69" (500)	\$992.82	\$605.38	5.06	6.00
T100-PGC-3-SD-MU-500	Class C Stainless Steel Maintenance Unit Paverslot, 1/2 meter	19.69" (500)	\$676.19	\$412.31	7.43	3.00

T100-PGC-HPP	Class C Black Plastic Slotted Grate, 1/2 meter	19.69" (500)	\$120.75	\$73.63	2.35	9.84
T100-PGC-4	Class C Ductile Iron Slotted Grate, 1/2 meter	19.69" (500)	\$62.96	\$38.39	7.26	16.64
T100-PGC-4-13	Class C Galvanized Ductile Iron Slotted Grate, 1/2 meter	19.69" (500)	\$115.44	\$70.39	7.26	16.64
T100-PGC-4-HP	Class C Ductile Iron Heelproof Slotted Grate, 1/2 meter	19.69" (500)	\$114.62	\$69.89	7.26	7.42
T100-PGC-4-ADA	Class C Ductile Iron Longitudinal Grate, 1/2 meter	19.69" (500)	\$114.62	\$69.89	7.26	7.42
T100-PGC-4-ADA-13	Class C Galvanized Ductile Iron Longitudinal Grate, 1/2 meter	19.69" (500)	\$217.94	\$132.89	7.26	7.42
T100-PGC-4-WVY	Class C Ductile Iron WAVE Grate, 1/2 meter	19.69" (500)	\$140.04	\$85.39	10.12	25.96
T100-PGC-4-BG	Class C Ductile Iron Bavaria Grate, 1/2 meter	19.69" (500)	\$140.04	\$85.39	6.60	13.88

T100-SCC-4	Class C Ductile Iron Solid Cover, 1/2 meter	19.69" (500)	\$123.64	\$75.39	13.00	-
------------	---	--------------	----------	---------	-------	---

**LOAD CLASS E GRATES - EN 1433 - 134,800 LBS., 600kN, 2,785 P.S.I.**

T100-PGE-13-FS	Class E Galvanized Slotted Grate, 1 meter	39.37" (1000)	\$293.66	\$89.53	9.68	13.31
T100-PGE-13-FS-500	Class E Galvanized Slotted Grate, 1/2 meter	19.69" (500)	\$188.60	\$115.00	4.59	13.31
T100-PGE-3-FS	Class E Stainless Steel Slotted Grate, 1 meter	39.37" (1000)	\$940.05	\$286.60	9.32	13.31
T100-PGE-3-FS-500	Class E Stainless Steel Slotted Grate, 1/2 meter	19.69" (500)	\$564.03	\$343.92	4.62	13.31
T100-PGE-4	Class E Ductile Iron Slotted Grate, 1/2 meter	19.69" (500)	\$102.32	\$62.39	8.36	19.49
T100-PGE-4-13	Class E Galvanized Ductile Iron Slotted Grate, 1/2 meter	19.69" (500)	\$130.20	\$79.39	8.36	19.49

T100-PGE-4-HP	Class E Ductile Iron Heelproof Slotted Grate, 1/2 meter	19.69" (500)	\$177.76	\$108.39	8.36	7.42
T100-PGE-4-ADA	Class E Ductile Iron Longitudinal Grate, 1/2 meter	19.69" (500)	\$177.76	\$108.39	10.70	18.07
T100-PGE-4-ADA-13	Class E Galvanized Ductile Iron Longitudinal Grate, 1/2 meter	19.69" (500)	\$263.04	\$160.39	10.70	18.07
T100-PGE-4-ADA-ARRA	Class E Ductile Iron Longitudinal Grate, 1/2 meter, Made in USA	19.69" (500)	\$218.76	\$133.39	10.70	18.07
T100-PGE-4-ADA-ARRA	Class E Galvanized Ductile Iron Longitudinal Grate, 1/2 meter, Made in USA	19.69" (500)	\$305.68	\$186.39	10.70	18.07
T100-PGE-3-SBG	Class E Stainless Steel Bar Grate, 1 meter	39.37" (1000)	\$1,870.88	\$570.39	12.00	24.70
T100-PGE-3-SBG-500	Class E Stainless Steel Bar Grate, 1/2 meter	19.69" (500)	\$1,122.53	\$684.47	7.00	24.70

**LOAD CLASS F GRATES - EN 1433 - 202,320 lbs., 900 Kn, 4,177 P.S.I.**

T100-PGF-4-PX	Class F Ductile Iron Slotted Grate, 1/2 meter	19.69" (500)	\$176.12	\$107.39	9.50	18.83
T100-PGF-4-PX-13	Class F Galvanized Ductile Iron Slotted Grate, 1/2 meter	19.69" (500)	\$218.76	\$133.39	9.50	18.83
T100-PGF-4-B	Class F Ductile Iron 4 bolt slotted grate, 1/2 meter	19.69" (500)	\$176.12	\$107.39	9.50	18.83
T100-PGF-4-B-13	Class F Galvanized Ductile Iron 4 bolt slotted grate, 1/2 meter	19.69" (500)	\$218.76	\$133.39	9.50	18.83
T100-PGF-4-ADA-PX	Class F Ductile Iron Longitudinal Grate, 1/2 meter	19.69" (500)	\$230.95	\$140.82	12.00	18.07
T100-PGF-4-ADA-PX-13	Class F Galvanized Ductile Iron Longitudinal Grate, 1/2 meter	19.69" (500)	\$300.23	\$183.07	12.00	18.07

See page 10 for explanation of ADA compliant grates    See page 10 for explanation of Heelproof compliant grates    Black acid resistant epoxy coated ductile iron grates (-11B) are available. Same price as the -13 grates.

CALIFORNIA PROPOSITION 65 WARNING. This product contains chemicals known to the State of California to cause cancer and birth defects or other reproductive harm.

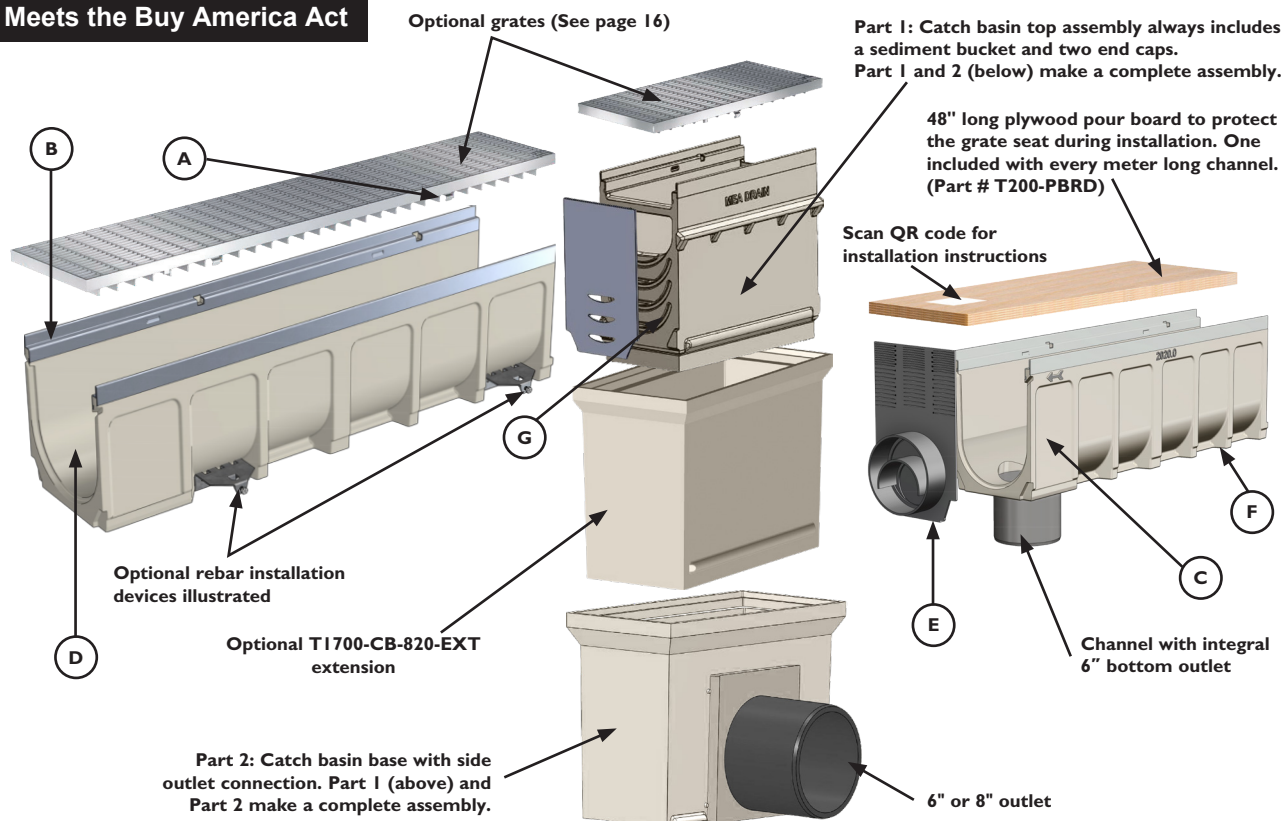
Visit [www.mifab.com](http://www.mifab.com) for the most recent product information. Design and dimensions are subject to modification. Prices do not include applicable taxes.

Toll Free: 1-800-465-2736, Fax: 1-773-341-3049  
sales@mifab.com Canada Toll Free: 1-800-387-3880

MIFAB®, Inc., 1321 West 119th Street, Chicago, Illinois 60643-5109, USA  
All sales subject to MIFAB's Terms and Warranties. Please refer to page 32.

## TI 700 SYSTEM COMPONENTS AND FEATURES

**Meets the Buy America Act**



- A. Innovative CLIPFIX grate locking mechanism for all grates up to and including Load Class E (see page 17). Innovative PROFIX grate locking mechanism as well as 4 bolt grates for Load Class F ductile iron grates (see page 17).
- B. Polymer concrete channels with galvanized and stainless steel edge rails (4mm thick) and ductile iron integral edge rails. (7mm thick) as per EN 1433. Optional rebar installation devices illustrated (part # T1700-REB).
- C. High strength of the drainage channel body enables Load Class A 15kN to Load Class F 900kN.
- D. Optimized flow cross section promotes self cleaning.
- E. Combination end cap / 4\" or 6\" end outlet for either end of the channels for all depths.
- F. Deep-seated anchorage bays in the drainage channel body ensures mechanical attachment to the concrete encasement.
- G. Catch basins are adaptable to all channel depths.



SCAN ME

**Go to [www.mifab.com](http://www.mifab.com) for cross section details and specification sheets.**



ADA grates are designed to have open slots no greater than 0.5 inches (13mm) wide in one direction. If the length of the slot is greater than 0.5 inches, the opening shall run perpendicular to the main direction.




Heelproof grates are designed to resist entry of pointed high heel shoes from entering the trench drain grate opening. ASME Standard A112.6.3, Section 7.12 defines Heelproof as: "A grate designed to resist entry of high-heeled shoes, in which the maximum grate hole size in least dimension shall be 5/16\" (8mm) (0.31\").

CALIFORNIA PROPOSITION 65 WARNING. This product contains chemicals known to the State of California to cause cancer and birth defects or other reproductive harm.



## T1760 - 8" INTERNAL WIDTH - SHALLOW CHANNELS

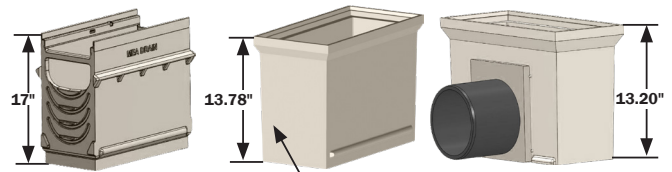
**T1760N-PB-13  
Shallow  
Channel**


Go to [www.mifab.com](http://www.mifab.com)  
for cross section details  
and specification sheets.

**T1760N-PB-13-BO4 Shallow  
Channel with integral 4" outlet**


SCAN ME

Meets the Buy America Act

**T1700-CB820 Catch Basin**


Optional T1700-CB820-EXT extension

GALVANIZED STEEL INTEGRAL EDGE RAILS		STAINLESS STEEL INTEGRAL EDGE RAILS		DUCTILE IRON INTEGRAL EDGE RAILS		BODY TYPE	INVERT BODY DEPTH	OVERALL BODY DEPTH	MAXIMUM FLOW RATE	WEIGHT (LESS GRATE)
Channel Model #	List Price, Each (1 Meter long)	Channel Model #	List Price, Each (1 Meter long)	Channel Model #	List Price, Each (1 Meter long)	Neutral - 0%			GPM	Lbs.
<b>T1760N-PB-13</b>	<b>\$420.00</b>	<b>T1760N-PB-3</b>	<b>\$734.50</b>	<b>T1760N-PB-4</b>	<b>\$467.00</b>	Neutral	2.37"	3.94"	240	43.85
<b>T1760N-PB-13-500</b> (1/2 Meter long)	<b>\$295.00</b>	<b>T1760N-PB-3-500</b> (1/2 Meter long)	<b>\$519.00</b>	<b>T1760N-PB-4-500</b> (1/2 Meter long)	<b>\$333.75</b>	Neutral	2.37"	3.94"	240	22.05
<b>T1760N-PB-13-BO4</b>	<b>\$420.00</b>	<b>T1760N-PB-3-BO4</b>	<b>\$734.50</b>	<b>T1760N-PB-4-BO4</b>	<b>\$467.00</b>	Neutral	2.37"	3.94"	240	41.45

## CATCH BASINS FOR T1700 AND T1760 CHANNELS

GALVANIZED STEEL INTEGRAL EDGE RAILS		STAINLESS STEEL INTEGRAL EDGE RAILS		DUCTILE IRON INTEGRAL EDGE RAILS		BODY TYPE	INVERT DEPTH	OVERALL DEPTH	WEIGHT (LESS GRATE)
Catch Basin Model #	List Price, Each (1/2 Meter long)	Catch Basin Model #	List Price, Each (1/2 Meter long)	Catch Basin Model #	List Price, Each (1/2 Meter long)	Neutral - 0%			Lbs.
<b>T1700-CB820-13-SO6</b>	<b>\$811.75</b>	<b>T1700-CB820-3-SO6</b>	<b>\$867.75</b>	<b>T1700-CB820-4-SO6</b>	<b>\$756.00</b>	Neutral	29.50"	30.20"	82.75
<b>T1700-CB820-13-SO8</b>	<b>\$811.75</b>	<b>T1700-CB820-3-SO8</b>	<b>\$867.75</b>	<b>T1700-CB820-4-SO8</b>	<b>\$756.00</b>	Neutral	29.50"	30.20"	82.75
<b>T1700-CB820-EXT</b>	<b>\$367.75</b>	Optional extension piece to install between base and top assembly for deeper inverts.					-	13.78"	48.50
<b>T1700-CB820-SB</b>	<b>\$237.75</b>	Replacement sediment bucket							

**NOTE:** The T1700-CB820 catch basin includes the base and top assembly.

<b>MI-FLEX-400, 600, 800</b>	<b>T1700-PBDS</b>	<b>T1700-PEO</b> Grey Plastic End Cap / Outlet - 4" or 6"	<b>T1700-PEO-4</b> Black Plastic End Cap / Outlet w/ black epoxy coated steel top cap for D.I. frame channels	<b>T1700-REB</b> (Installation Device) Optional Installation Device (Two required per channel) (Not suitable for T1760)	<b>T1760-PEC</b> Closed End Cap for T1760N Channels	<b>T200-PBRD</b>
						<b>T1700-CI</b>

MODEL #	DESCRIPTION	MATERIAL	LIST PRICE	WEIGHT (Lbs.)
<b>MI-FLEX-400</b>	4" Flexible rubber coupling to connect 4" No Hub vertical and horizontal channel outlets to drainage pipe.	Rubber	<b>\$35.70</b>	0.50
<b>MI-FLEX-600</b>	6" Flexible rubber coupling to connect 6" No Hub vertical and horizontal channel outlets to drainage pipe.	Rubber	<b>\$81.65</b>	0.75
<b>T1700-PBDS</b>	Bottom Dome Strainer	Stainless Steel	<b>\$77.50</b>	0.20
<b>T1700-PEO</b>	4" or 6" No Hub grey plastic End Cap / Outlet	Plastic	<b>\$120.00</b>	0.44
<b>T1700-PEO-4</b>	4" or 6" No Hub black plastic End Cap / Outlet with black epoxy coated steel top cap for D.I. frame channels	Plastic / Steel	<b>\$120.00</b>	1.75
<b>T1700-REB</b>	Installation Device (See page 26) (Two required per channel) (Not suitable for T1760)	Galvanized Steel	<b>\$26.75, each piece</b>	0.22
<b>T1760-PEC-13</b>	Closed End Cap for T1760N-13 channels	Galvanized Steel	<b>\$110.75</b>	0.30
<b>T1760-PEC-3</b>	Closed End Cap for T1760N-3 channels	Stainless Steel	<b>\$142.50</b>	0.30
<b>T200-PBRD</b>	Replacement 48" long plywood pour board to protect the channel during installation. One included with every meter long channel.	Plywood	<b>\$32.00</b>	5.00
<b>T1700-CI</b>	Channel insert to fill expansion gap between channels (if required)	Plastic	<b>\$40.75 / bag of 10</b>	0.75

CALIFORNIA PROPOSITION 65 WARNING. This product contains chemicals known to the State of California to cause cancer and birth defects or other reproductive harm.


Visit [www.mifab.com](http://www.mifab.com) for the most recent product information. Design and dimensions are subject to modification. Prices do not include applicable taxes.

Toll Free: 1-800-465-2736, Fax: 1-773-341-3049  
sales@mifab.com Canada Toll Free: 1-800-387-3880

MIFAB®, Inc., 1321 West 119th Street, Chicago, Illinois 60643-5109, USA  
All sales subject to MIFAB's Terms and Warranties. Please refer to page 32.

Meets  
the Buy  
America  
Act

Go to [www.mifab.com](http://www.mifab.com)  
for cross section details  
and specification sheets.



**T1700-13, T1700-3**  
(Channels with galvanized or  
stainless steel integral edge rails)



**T1700-4**  
(Channel with ductile  
iron integral edge rails)



SCAN ME

GALVANIZED STEEL INTEGRAL EDGE RAILS (for Load Class A through E grates)		STAINLESS STEEL INTEGRAL EDGE RAILS (for Load Class A through E grates)		DUCTILE IRON INTEGRAL EDGE RAILS (for Load Class F grates)		BODY TYPE	INVERT BODY DEPTH		OVERALL BODY DEPTH		MAXIMUM FLOW RATE	WEIGHT (LESS GRATE)
Channel Model #	List Price, Each (1 Meter long)	Channel Model #	List Price, Each (1 Meter long)	Channel Model #	List Price, Each (1 Meter long)	Sloped - .5% Neutral - 0%	Min.	Max.	Min.	Max.	GPM	Lbs.
<b>T1700N-PB-13</b>	<b>\$448.25</b>	<b>T1700N-PB-3</b>	<b>\$772.50</b>	<b>T1700N-PB-4</b>	<b>\$525.25</b>	Neutral	7.29"	7.29"	9.06"	9.06"	473	63.21
<b>T1700N-PB-13-BO6</b>	<b>\$448.25</b> (with 6" bottom outlet)	<b>T1700N-PB-3-BO6</b>	<b>\$772.50</b> (with 6" bottom outlet)	<b>T1700N-PB-4-BO6</b>	<b>\$525.25</b> (with 6" bottom outlet)	Neutral	7.29"	7.29"	9.06"	9.06"	473	63.21
<b>T1700N-PB-13-500</b>	<b>\$315.00</b> (half meter long channel)	<b>T1700N-PB-3-500</b>	<b>\$553.50</b> (half meter long channel)	<b>T1700N-PB-4-500</b>	<b>\$400.00</b> (half meter long channel)	Neutral	7.29"	7.29"	9.06"	9.06"	473	32.36
<b>T1701-PB-13</b>	<b>\$448.25</b>	<b>T1701-PB-3</b>	<b>\$772.50</b>			Sloped	7.29"	7.49"	9.06"	9.26"	498	63.34
<b>T1702-PB-13</b>	<b>\$448.25</b>	<b>T1702-PB-3</b>	<b>\$772.50</b>			Sloped	7.49"	7.68"	9.26"	9.45"	521	64.04
<b>T1703-PB-13</b>	<b>\$448.25</b>	<b>T1703-PB-3</b>	<b>\$772.50</b>			Sloped	7.68"	7.88"	9.45"	9.65"	545	64.74
<b>T1704-PB-13</b>	<b>\$448.25</b>	<b>T1704-PB-3</b>	<b>\$772.50</b>			Sloped	7.88"	8.08"	9.65"	9.85"	571	65.44
<b>T1705-PB-13</b>	<b>\$448.25</b>	<b>T1705-PB-3</b>	<b>\$772.50</b>			Sloped	8.08"	8.27"	9.85"	10.04"	596	66.13
<b>T1706-PB-13</b>	<b>\$448.25</b>	<b>T1706-PB-3</b>	<b>\$772.50</b>			Sloped	8.27"	8.47"	10.04"	10.24"	621	66.83
<b>T1707-PB-13</b>	<b>\$448.25</b>	<b>T1707-PB-3</b>	<b>\$772.50</b>			Sloped	8.47"	8.67"	10.24"	10.44"	648	67.53
<b>T1708-PB-13</b>	<b>\$448.25</b>	<b>T1708-PB-3</b>	<b>\$772.50</b>			Sloped	8.67"	8.86"	10.44"	10.63"	675	68.23
<b>T1709-PB-13</b>	<b>\$448.25</b>	<b>T1709-PB-3</b>	<b>\$772.50</b>			Sloped	8.86"	9.06"	10.63"	10.83"	704	68.93
<b>T1710-PB-13</b>	<b>\$448.25</b>	<b>T1710-PB-3</b>	<b>\$772.50</b>			Sloped	9.06"	9.26"	10.83"	11.03"	732	70.33
<b>T1710-PB-13-BO6</b>	<b>\$448.25</b> (with 6" bottom outlet)	<b>T1710-PB-3-BO6</b>	<b>\$772.50</b> (with 6" bottom outlet)			Sloped	9.06"	9.26"	10.83"	11.03"	732	70.33
<b>T1710N-PB-13</b>	<b>\$448.25</b>	<b>T1710N-PB-3</b>	<b>\$772.50</b>	<b>T1710N-PB-4</b>	<b>\$525.25</b>	Neutral	9.26"	9.26"	11.03"	11.03"	732	70.77
<b>T1710N-PB-13-BO6</b>	<b>\$448.25</b> (with 6" bottom outlet)	<b>T1710N-PB-3-BO6</b>	<b>\$772.50</b> (with 6" bottom outlet)			Neutral	9.26"	9.26"	11.03"	11.03"	732	71.87
<b>T1710N-PB-13-500</b>	<b>\$315.00</b> (half meter long channel)	<b>T1710N-PB-3-500</b>	<b>\$553.50</b> (half meter long channel)	<b>T1710N-PB-4-500</b>	<b>\$400.00</b> (half meter long channel)	Neutral	9.26"	9.26"	11.03"	11.03"	732	35.94
<b>T1711-PB-13</b>	<b>\$448.25</b>	<b>T1711-PB-3</b>	<b>\$772.50</b>			Sloped	9.26"	9.45"	11.03"	11.23"	777	71.03
<b>T1712-PB-13</b>	<b>\$448.25</b>	<b>T1712-PB-3</b>	<b>\$772.50</b>			Sloped	9.45"	9.65"	11.23"	11.42"	807	71.73
<b>T1713-PB-13</b>	<b>\$448.25</b>	<b>T1713-PB-3</b>	<b>\$772.50</b>			Sloped	9.65"	9.85"	11.42"	11.62"	837	72.42
<b>T1714-PB-13</b>	<b>\$448.25</b>	<b>T1714-PB-3</b>	<b>\$772.50</b>			Sloped	9.85"	10.04"	11.62"	11.82"	869	73.12
<b>T1715-PB-13</b>	<b>\$448.25</b>	<b>T1715-PB-3</b>	<b>\$772.50</b>			Sloped	10.04"	10.24"	11.82"	12.01"	902	73.82
<b>T1716-PB-13</b>	<b>\$448.25</b>	<b>T1716-PB-3</b>	<b>\$772.50</b>			Sloped	10.24"	10.44"	12.01"	12.21"	935	74.52
<b>T1717-PB-13</b>	<b>\$448.25</b>	<b>T1717-PB-3</b>	<b>\$772.50</b>			Sloped	10.44"	10.63"	12.21"	12.41"	968	75.22
<b>T1718-PB-13</b>	<b>\$448.25</b>	<b>T1718-PB-3</b>	<b>\$772.50</b>			Sloped	10.63"	10.83"	12.41"	12.60"	1003	75.92
<b>T1719-PB-13</b>	<b>\$448.25</b>	<b>T1719-PB-3</b>	<b>\$772.50</b>			Sloped	10.83"	11.03"	12.60"	12.80"	1038	76.62
<b>T1720-PB-13</b>	<b>\$448.25</b>	<b>T1720-PB-3</b>	<b>\$772.50</b>			Sloped	11.03"	11.23"	12.80"	13.00"	1105	77.32
<b>T1720-PB-13-BO6</b>	<b>\$448.25</b> (with 6" bottom outlet)	<b>T1720-PB-3-BO6</b>	<b>\$772.50</b> (with 6" bottom outlet)			Sloped	11.03"	11.23"	12.80"	13.00"	1105	77.32
<b>T1720N-PB-13</b>	<b>\$448.25</b>	<b>T1720N-PB-3</b>	<b>\$772.50</b>	<b>T1720N-PB-4</b>	<b>\$525.25</b>	Neutral	11.23"	11.23"	13.00"	13.00"	1105	79.87
<b>T1720N-PB-13-BO6</b>	<b>\$448.25</b> (with 6" bottom outlet)	<b>T1720N-PB-3-BO6</b>	<b>\$772.50</b> (with 6" bottom outlet)	<b>T1720N-PB-4-500-BO6</b>	<b>\$400.00</b> (with 6" bottom outlet) (half meter long channel)	Neutral	11.23"	11.23"	13.00"	13.00"	1105	79.81
<b>T1720N-PB-13-500</b>	<b>\$315.00</b> (half meter long channel)	<b>T1720N-PB-3-500</b>	<b>\$553.50</b> (half meter long channel)	<b>T1720N-PB-4-500</b>	<b>\$400.00</b> (half meter long channel)	Neutral	11.23"	11.23"	13.00"	13.00"	1105	36.38

CALIFORNIA PROPOSITION 65 WARNING. This product contains chemicals known to the State of California to cause cancer and birth defects or other reproductive harm.

**LOAD CLASS A GRATES - EN 1433 - 3,372 LBS., 15kN, 70 P.S.I.**

Grate Part #	Description	Length (MM)	List Price	List Price (Per Foot)	Weight	Grate Free Area (Sq. in. /ft.)
T200-PGA-13-GM	Class A Galvanized Mesh Gate, 1 meter	39.37" (1000)	\$432.14	\$131.75	13.13	78.78
T200-PGA-13-GM-500	Class A Galvanized Mesh Gate, 1/2 meter	19.69" (500)	\$298.89	\$182.25	6.82	78.78
T200-PGA-3-SM	Class A Stainless Steel Mesh Gate, 1 meter	39.37" (1000)	\$2,471.48	\$753.50	13.13	78.78
T200-PGA-3-SM-500	Class A Stainless Steel Mesh Gate, 1/2 meter	19.69" (500)	\$1,469.93	\$896.30	6.82	78.78

**LOAD CLASS B GRATES - EN 1433 - 28,100 LBS., 125kN, 580 P.S.I.**

T200-PGB-13-LS	Class B Galvanized Longitudinal Gate, 1 meter	39.37" (1000)	\$486.92	\$148.45	16.02	51.25
T200-PGB-13-LS-500	Class B Galvanized Longitudinal Gate, 1/2 meter	19.69" (500)	\$316.63	\$193.07	8.38	51.25
T200-PGB-3-WW	Class B Stainless Longitudinal, anti slip WW grate, 1 meter	39.37" (1000)	\$3466.14	\$1056.75	16.32	48.78
T200-PGB-3-WW-500	Class B Stainless Longitudinal, anti slip WW grate, 1/2 meter	19.69" (500)	\$2061.66	\$1257.11	8.31	48.78

**LOAD CLASS C GRATES - EN 1433 - 56,200 LBS., 250kN, 1,160 P.S.I.**

T200-PGC-13-GM	Class C Galvanized Mesh Gate, 1 meter	39.37" (1000)	\$921.32	\$280.89	24.33	70.46
T200-PGC-13-GM-500	Class C Galvanized Mesh Gate, 1/2 meter	19.69" (500)	\$561.80	\$342.56	11.66	70.46
T200-PGC-3-SM	Class C Stainless Steel Mesh Gate, 1 meter	39.37" (1000)	\$2,655.49	\$809.60	24.33	70.46
T200-PGC-3-SM-500	Class C Stainless Steel Mesh Gate, 1/2 meter	19.69" (500)	\$1,593.29	\$971.52	11.66	70.46
T200-PGC-13-SD	Class C Galvanized Paverslot Gate, 1 meter	39.37" (1000)	\$485.28	\$147.95	47.08	12.01
T200-PGC-13-SD-500	Class C Galvanized Paverslot Gate, 1/2 meter	19.69" (500)	\$393.93	\$240.20	23.54	12.01
T200-PGC-13-MU-500	Class C Galvanized Maintenance Unit Paverslot, 1/2 meter	19.69" (500)	\$566.87	\$345.65	43.78	6.01
T200-PGC-3-SD	Class C Stainless Steel Paverslot Gate, 1 meter	39.37" (1000)	\$1034.05	\$315.26	47.08	12.01
T200-PGC-3-SD-500	Class C Stainless Steel Paverslot Gate, 1/2 meter	19.69" (500)	\$777.95	\$474.36	23.54	12.01
T200-PGC-3-MU-500	Class C Stainless Steel Maintenance Unit Paverslot, 1/2 meter	19.69" (500)	\$1,315.53	\$802.15	43.78	6.01
T200-PGC-4	Class C Ductile Iron Slotted Gate, 1/2 meter	19.69" (500)	\$143.67	\$87.60	13.79	50.68
T200-PGC-4-HP	Class C Ductile Iron Heelproof Slotted Gate, 1/2 meter	19.69" (500)	\$286.54	\$174.72	13.79	10.94
T200-PGC-4-WVY	Class C Ductile Iron WAVE Gate, 1/2 meter	19.69" (500)	\$286.54	\$174.72	13.86	47.73
T200-PGC-4-BG	Class C Ductile Iron Bavaria Gate, 1/2 meter	19.69" (500)	\$286.54	\$174.72	13.64	28.19

**LOAD CLASS D GRATES - EN 1433 - 89,920 LBS., 400kN, 1856 P.S.I.**

T200-SCD-4-PX	Class D Ductile Iron Solid Cover, 1/2 meter	19.69" (500)	\$246.00	\$150.00	26.00	-
---------------	---	--------------	----------	----------	-------	---


**LOAD CLASS E GRATES - EN 1433 - 134,800 LBS., 600kN, 2,785 P.S.I.**

T200-PGE-4	Class E Ductile Iron Slotted Gate, 1/2 meter	19.69" (500)	\$246.98	\$150.60	19.25	51.20
T200-PGE-4-13	Class E Galvanized Ductile Iron Slotted Gate, 1/2 meter	19.69" (500)	\$350.30	\$213.60	19.25	51.20
T200-PGE-4-HP	Class E Ductile Iron Heelproof Slotted Gate, 1/2 meter	19.69" (500)	\$350.30	\$213.60	13.79	14.17
T200-PGE-4-ADA	Class E Ductile Iron Longitudinal Gate, 1/2 meter	19.69" (500)	\$350.30	\$213.60	21.25	26.72
T200-PGE-4-ADA-13	Class E Galvanized Ductile Iron Longitudinal Gate, 1/2 meter	19.69" (500)	\$579.33	\$353.25	21.25	26.72
T200-PGE-4-ADA-ARRA	Class E Ductile iron Longitudinal Gate, 1/2 meter, <b>Made in USA</b>	19.69" (500)	\$474.30	\$337.60	21.25	26.72
T200-PGE-4-ADA-13-ARRA	Class E Galvanized Ductile iron Longitudinal Gate, 1/2 meter, <b>Made in USA</b>	19.69" (500)	\$688.33	\$462.25	21.25	26.72
T200-PGE-3-SBG	Class E Stainless Steel Bar Gate, 1 meter	39.37" (1000)	\$4278.92	\$1304.55	75.00	50.46
T200-PGE-3-SBG-500	Class E Stainless Steel Bar Gate, 1/2 meter	19.69" (500)	\$2491.41	\$1,519.15	40.00	50.46

**LOAD CLASS F GRATES - EN 1433 - 202,320 lbs., 900 Kn, 4,177 P.S.I.**

T200-PGF-4-PX	Class F Ductile Iron Slotted Gate, 1/2 meter	19.69" (500)	\$370.97	\$226.20	22.00	48.30
T200-PGF-4-PX-13	Class F Galvanized Ductile Iron Slotted Gate, 1/2 meter	19.69" (500)	\$476.01	\$290.25	22.00	48.30
T200-PGF-4-B	Class F Ductile Iron 4 bolt slotted grate, 1/2 meter	19.69" (500)	\$370.97	\$226.20	22.00	48.30
T200-PGF-4-B-13	Class F Galvanized Ductile Iron 4 bolt slotted grate, 1/2 meter	19.69" (500)	\$476.01	\$290.25	22.00	48.30
T200-PGF-4-ADA-PX	Class F Ductile Iron Longitudinal Gate, 1/2 meter	19.69" (500)	\$386.07	\$235.41	24.00	32.33
T200-PGF-4-ADA-PX-13	Class F Galvanized Ductile Iron Longitudinal Gate, 1/2 meter	19.69" (500)	\$532.51	\$324.70	24.00	32.33

 See page 10 for explanation of ADA compliant grates

 See page 10 for explanation of Heelproof compliant grates

Black acid resistant epoxy coated ductile iron grates (-11B) are available. Same price as the -13 grates.

CALIFORNIA PROPOSITION 65 WARNING. This product contains chemicals known to the State of California to cause cancer and birth defects or other reproductive harm.

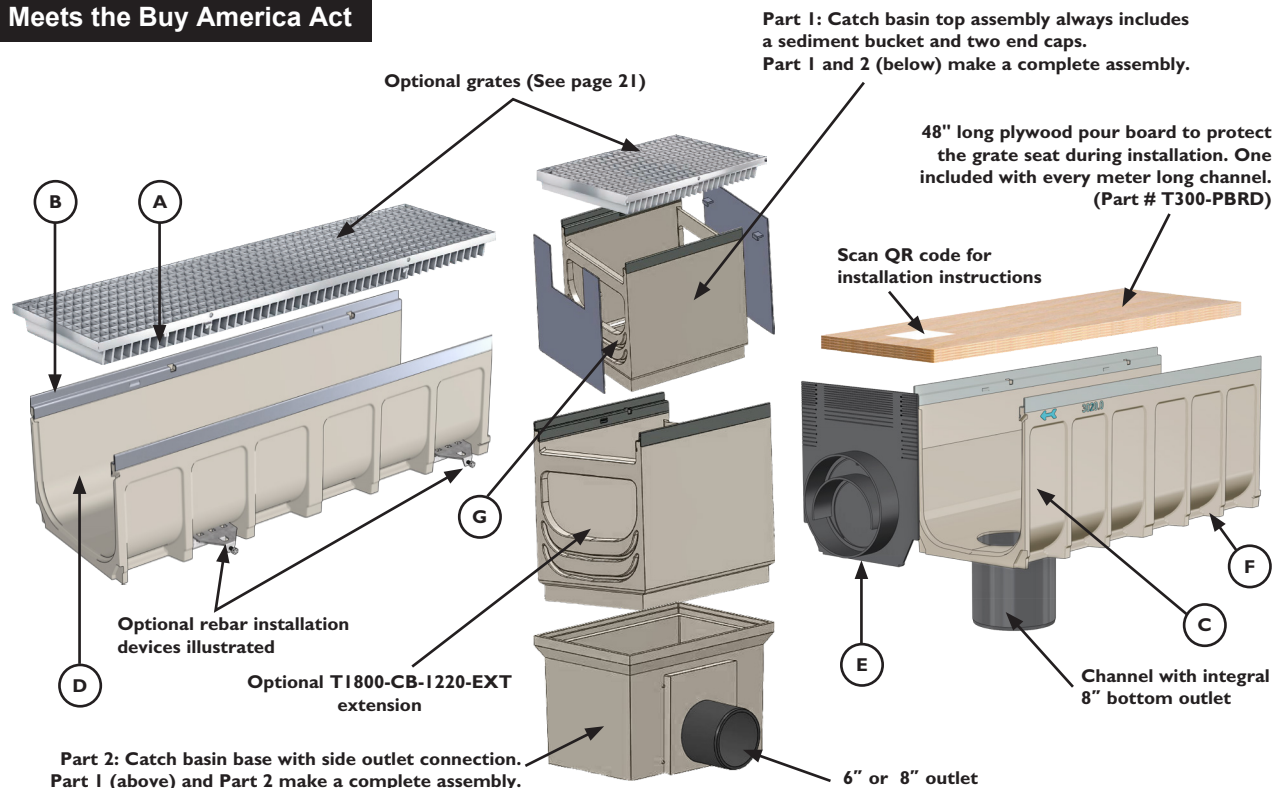
 Visit [www.mifab.com](http://www.mifab.com) for the most recent product information. Design and dimensions are subject to modification. Prices do not include applicable taxes.

 Toll Free: 1-800-465-2736, Fax: 1-773-341-3049  
 sales@mifab.com Canada Toll Free: 1-800-387-3880

 MIFAB®, Inc., 1321 West 119th Street, Chicago, Illinois 60643-5109, USA  
 All sales subject to MIFAB's Terms and Warranties. Please refer to page 32.

## TI800 SYSTEM COMPONENTS AND FEATURES

### Meets the Buy America Act



- A. Innovative CLIPFIX grate locking mechanism for all gratings up to and including Load Class E (see page 21). Innovative PROFIX grate locking mechanism as well as 4 bolt gratings for Load Class F ductile iron gratings (see page 21).
- B. Polymer concrete channels with galvanized and stainless steel edge rails (4mm thick) and ductile iron integral edge rails. (7mm thick) as per EN 1433. Optional rebar installation devices illustrated (part # T1800-REB).
- C. High strength of the drainage channel body enables Load Class A 15kN to Load Class F 900kN.
- D. Optimized flow cross section promotes self cleaning.
- E. Combination end cap / 6" or 8" end outlet for either end of the channels for all depths.
- F. Deep-seated anchorage bays in the drainage channel body ensures mechanical attachment to the concrete encasement.
- G. Catch basins are adaptable to all channel depths.



SCAN ME

Go to [www.mifab.com](http://www.mifab.com) for cross section details and specification sheets.



ADA gratings are designed to have open slots no greater than 0.5 inches (13mm) wide in one direction. If the length of the slot is greater than 0.5 inches, the opening shall run perpendicular to the main direction.



Heelproof gratings are designed to resist entry of pointed high heel shoes from entering the trench drain grate opening. ASME Standard A112.6.3, Section 7.12 defines Heelproof as: "A grate designed to resist entry of high-heeled shoes, in which the maximum grate hole size in least dimension shall be 5/16" (8mm) (0.31").

CALIFORNIA PROPOSITION 65 WARNING. This product contains chemicals known to the State of California to cause cancer and birth defects or other reproductive harm.



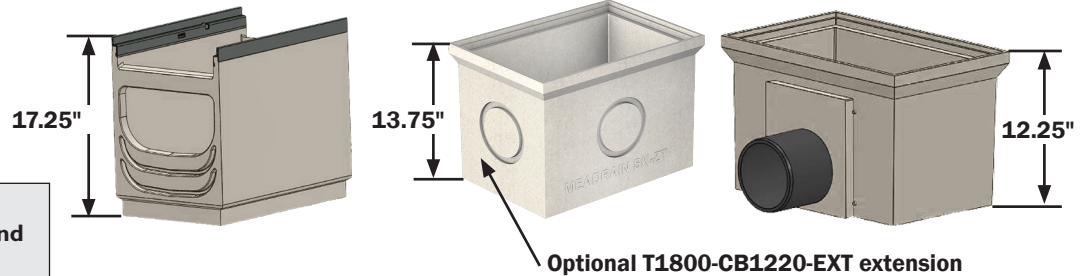
## CATCH BASINS FOR T1800 CHANNELS

**Meets the Buy America Act**

**SCAN ME**








Go to [www.mifab.com](http://www.mifab.com) for cross section details and specification sheets.

### T1800-CB1220 Catch Basin



GALVANIZED STEEL INTEGRAL EDGE RAILS		STAINLESS STEEL INTEGRAL EDGE RAILS		DUCTILE IRON INTEGRAL EDGE RAILS		INVERT DEPTH	OVERALL DEPTH	WEIGHT (LESS GRATE)
Catch Basin Model #	List Price, Each (1/2 Meter long)	Catch Basin Model #	List Price, Each (1/2 Meter long)	Catch Basin Model #	List Price, Each (1/2 Meter long)			Lbs.
<b>T1800-CB1220-13-SO6</b>	<b>\$1,085.00</b>	<b>T1800-CB1220-3-SO6</b>	<b>\$1,126.00</b>	<b>T1800-CB1220-4-SO6</b>	<b>\$1028.00</b>	28.65"	29.50"	116.00
<b>T1800-CB1220-13-SO8</b>	<b>\$1,085.00</b>	<b>T1800-CB1220-3-SO8</b>	<b>\$1,126.00</b>	<b>T1800-CB1220-4-SO8</b>	<b>\$1028.00</b>	28.65"	29.50"	116.00
<b>T1800-CB1220-EXT</b>	<b>\$433.00</b>	Optional extension piece to install between base & top assembly for deeper inverts.				-	13.75"	48.50
<b>T1800-CB1220-SB</b>	<b>\$284.00</b>	Replacement sediment bucket.						

**NOTE:** The T1800-CB1220 catch basin includes the base and top assembly.

					
<b>MI-FLEX-600, 800</b>	<b>T1800-PBDS</b>	<b>T1800-PEO</b> Grey Plastic End Cap / Outlet - 6" or 8"	<b>T1800-PEO-4</b> Black plastic End Cap / Outlet w/ black epoxy coated steel top cap for D.I. frame channels	<b>T1800-REB</b> (Installation Device) Optional Installation Device (Two required per channel)	<b>T300-PBRD</b>
					
					<b>T1800-CI</b>

MODEL #	DESCRIPTION	MATERIAL	LIST PRICE	WEIGHT (Lbs.)
<b>MI-FLEX-600</b>	6" Flexible rubber coupling to connect 6" No Hub vertical and horizontal channel outlets to drainage pipe.	Rubber	<b>\$81.65</b>	0.75
<b>MI-FLEX-800</b>	8" Flexible rubber coupling to connect 8" No Hub vertical and horizontal channel outlets to drainage pipe.	Rubber	<b>\$120.75</b>	0.75
<b>T1800-PBDS</b>	Bottom Dome Strainer	Stainless Steel	<b>\$95.00</b>	0.20
<b>T1800-PEO</b>	6" or 8" No Hub grey plastic End Cap / Outlet	Plastic	<b>\$181.25</b>	3.80
<b>T1800-PEO-4</b>	6" or 8" No Hub black plastic End Cap / Outlet with black epoxy coated steel top cap for D.I. frame channels	Plastic / Steel	<b>\$181.25</b>	5.00
<b>T1800-REB</b>	Installation Device (See page 26) (Two required per channel)	Galvanized Steel	<b>\$29.50, each piece</b>	7.50
<b>T300-PBRD</b>	Replacement 48" long plywood pour board to protect the channel during installation. One included with every meter long channel.	Plywood	<b>\$40.75</b>	7.00
<b>T1800-CI</b>	Channel insert to fill expansion gap between channels (if required)	Plastic	<b>\$44.75 / bag of 10</b>	0.75


CALIFORNIA PROPOSITION 65 WARNING. This product contains chemicals known to the State of California to cause cancer and birth defects or other reproductive harm.

Visit [www.mifab.com](http://www.mifab.com) for the most recent product information. Design and dimensions are subject to modification. Prices do not include applicable taxes.

Toll Free: 1-800-465-2736, Fax: 1-773-341-3049  
sales@mifab.com Canada Toll Free: 1-800-387-3880

MIFAB®, Inc., 1321 West 119th Street, Chicago, Illinois 60643-5109, USA  
All sales subject to MIFAB®'s Terms and Warranties. Please refer to page 32.



**T1800-PB-13  
Channel Body**


Meets  
the Buy  
America  
Act



SCAN ME

Go to [www.mifab.com](http://www.mifab.com)  
for cross section details and  
specification sheets.

GALVANIZED STEEL INTEGRAL EDGE RAILS (for Load Class A through E grates)		STAINLESS STEEL INTEGRAL EDGE RAILS (for Load Class A through E grates)		BODY TYPE	INVERT BODY DEPTH		OVERALL BODY DEPTH		MAXIMUM FLOW RATE	WEIGHT (LESS GRATE)
Channel Model #	List Price, Each, Add (1 Meter long)	Channel Model #	List Price, Each, Add (1 Meter long)	Sloped - .5% Neutral - 0%	E1 (Min.)	E2 (Max.)	E1 (Min.)	E2 (Max.)	GPM	Lbs.
<b>T1800N-PB-13</b>	<b>\$762.25</b>	<b>T1800N-PB-3</b>	<b>\$1014.00</b>	Neutral	10.04"	10.04"	11.82"	11.82"	633	76.28
<b>T1800N-PB-13-BO8</b>	<b>\$762.25</b> (with 8" bottom outlet)	<b>T1800N-PB-3-BO8</b>	<b>\$1014.00</b> (with 8" bottom outlet)	Neutral	10.04"	10.04"	11.82"	11.82"	633	76.28
<b>T1800N-PB-13-500</b>	<b>\$538.00</b> (half meter long channel)	<b>T1800N-PB-3-500</b>	<b>\$713.50</b> (half meter long channel)	Neutral	10.04"	10.04"	11.82"	11.82"	633	38.14
<b>T1801-PB-13</b>	<b>\$762.25</b>	<b>T1801-PB-3</b>	<b>\$1014.00</b>	Sloped	10.04"	10.24"	11.82"	12.01"	688	82.19
<b>T1802-PB-13</b>	<b>\$762.25</b>	<b>T1802-PB-3</b>	<b>\$1014.00</b>	Sloped	10.24"	10.44"	12.01"	12.21"	721	82.73
<b>T1803-PB-13</b>	<b>\$762.25</b>	<b>T1803-PB-3</b>	<b>\$1014.00</b>	Sloped	10.44"	10.63"	12.21"	12.41"	756	83.26
<b>T1804-PB-13</b>	<b>\$762.25</b>	<b>T1804-PB-3</b>	<b>\$1014.00</b>	Sloped	10.63"	10.83"	12.41"	12.60"	793	83.80
<b>T1805-PB-13</b>	<b>\$762.25</b>	<b>T1805-PB-3</b>	<b>\$1014.00</b>	Sloped	10.83"	11.03"	12.60"	12.80"	829	84.34
<b>T1806-PB-13</b>	<b>\$762.25</b>	<b>T1806-PB-3</b>	<b>\$1014.00</b>	Sloped	11.03"	11.23"	12.80"	13.00"	867	84.88
<b>T1807-PB-13</b>	<b>\$762.25</b>	<b>T1807-PB-3</b>	<b>\$1014.00</b>	Sloped	11.23"	11.42"	13.00"	13.19"	905	85.42
<b>T1808-PB-13</b>	<b>\$762.25</b>	<b>T1808-PB-3</b>	<b>\$1014.00</b>	Sloped	11.42"	11.62"	13.19"	13.39"	945	85.95
<b>T1809-PB-13</b>	<b>\$762.25</b>	<b>T1809-PB-3</b>	<b>\$1014.00</b>	Sloped	11.62"	11.82"	13.39"	13.59"	986	86.49
<b>T1810-PB-13</b>	<b>\$762.25</b>	<b>T1810-PB-3</b>	<b>\$1014.00</b>	Sloped	11.82"	12.01"	13.59"	13.78"	1048	87.03
<b>T1810-PB-13-BO8</b>	<b>\$762.25</b> (with 8" bottom outlet)	<b>T1810-PB-3-BO8</b>	<b>\$1014.00</b> (with 8" bottom outlet)	Sloped	11.82"	12.01"	13.59"	13.78"	1048	87.03
<b>T1810N-PB-13</b>	<b>\$762.25</b>	<b>T1810N-PB-3</b>	<b>\$1014.00</b>	Neutral	12.01"	12.01"	13.78"	13.78"	1048	85.16
<b>T1810N-PB-13-BO8</b>	<b>\$762.25</b> (with 8" bottom outlet)	<b>T1810N-PB-3-BO8</b>	<b>\$1014.00</b> (with 8" bottom outlet)	Neutral	12.01"	12.01"	13.78"	13.78"	1048	85.16
<b>T1810N-PB-13-500</b>	<b>\$538.00</b> (half meter long channel)	<b>T1810N-PB-3-500</b>	<b>\$713.50</b> (half meter long channel)	Neutral	12.01"	12.01"	13.78"	13.78"	1048	49.23
<b>T1811-PB-13</b>	<b>\$762.25</b>	<b>T1811-PB-3</b>	<b>\$1014.00</b>	Sloped	12.01"	12.21"	13.78"	13.98"	1091	90.63
<b>T1812-PB-13</b>	<b>\$762.25</b>	<b>T1812-PB-3</b>	<b>\$1014.00</b>	Sloped	12.21"	12.41"	13.98"	14.18"	1135	91.17
<b>T1813-PB-13</b>	<b>\$762.25</b>	<b>T1813-PB-3</b>	<b>\$1014.00</b>	Sloped	12.41"	12.60"	14.18"	14.38"	1179	91.71
<b>T1814-PB-13</b>	<b>\$762.25</b>	<b>T1814-PB-3</b>	<b>\$1014.00</b>	Sloped	12.60"	12.80"	14.38"	14.57"	1225	92.25
<b>T1815-PB-13</b>	<b>\$762.25</b>	<b>T1815-PB-3</b>	<b>\$1014.00</b>	Sloped	12.80"	13.00"	14.57"	14.77"	1273	92.78
<b>T1816-PB-13</b>	<b>\$762.25</b>	<b>T1816-PB-3</b>	<b>\$1014.00</b>	Sloped	13.00"	13.19"	14.77"	14.97"	1320	93.32
<b>T1817-PB-13</b>	<b>\$762.25</b>	<b>T1817-PB-3</b>	<b>\$1014.00</b>	Sloped	13.19"	13.39"	14.97"	15.16"	1371	93.86
<b>T1818-PB-13</b>	<b>\$762.25</b>	<b>T1818-PB-3</b>	<b>\$1014.00</b>	Sloped	13.39"	13.59"	15.16"	15.36"	1422	94.40
<b>T1819-PB-13</b>	<b>\$762.25</b>	<b>T1819-PB-3</b>	<b>\$1014.00</b>	Sloped	13.59"	13.78"	15.36"	15.56"	1472	94.94
<b>T1820-PB-13</b>	<b>\$762.25</b>	<b>T1820-PB-3</b>	<b>\$1014.00</b>	Sloped	13.78"	13.98"	15.56"	15.75"	1566	95.47
<b>T1820-PB-13-BO8</b>	<b>\$762.25</b> (with 8" bottom outlet)	<b>T1820-PB-3-BO8</b>	<b>\$1014.00</b> (with 8" bottom outlet)	Sloped	13.78"	13.98"	15.56"	15.75"	1566	95.47
<b>T1820N-PB-13</b>	<b>\$762.25</b>	<b>T1820N-PB-3</b>	<b>\$1014.00</b>	Neutral	13.98"	13.98"	15.75"	15.75"	1566	91.60
<b>T1820N-PB-13-BO8</b>	<b>\$762.25</b> (with 8" bottom outlet)	<b>T1820N-PB-3-BO8</b>	<b>\$1014.00</b> (with 8" bottom outlet)	Neutral	13.98"	13.98"	15.75"	15.75"	1566	91.60
<b>T1820N-PB-13-500</b>	<b>\$538.00</b> (half meter long channel)	<b>T1820N-PB-3-500</b>	<b>\$713.50</b> (half meter long channel)	Neutral	13.98"	13.98"	15.75"	15.75"	1566	52.78
Channel with Ductile Iron integral edge rails (For Load Class F grates)		<b>T1800N-PB-4</b> (with D.I. rails)	<b>\$797.00</b>	Neutral	10.04"	10.04"	11.82"	11.82"	633	76.28
		<b>T1800-PB-4-500</b> (with D.I. rails) (half meter channel)	<b>\$508.25</b>							

CALIFORNIA PROPOSITION 65 WARNING. This product contains chemicals known to the State of California to cause cancer and birth defects or other reproductive harm.

**LOAD CLASS C GRATES - EN 1433 - 56,200 LBS., 250kN, 967 P.S.I.**

Grate Part #	Description	Length (MM)	List Price	List Price (Per Foot)	Weight	Grate Free Area (Sq. in. ft.)
T300-PGC-13-GM	Class C Galvanized Mesh Grate, 1 meter	39.37" (1000)	\$1,857.40	\$566.28	68.53	109.78
T300-PGC-13-GM-500	Class C Galvanized Mesh Grate, 1/2 meter	19.69" (500)	\$891.29	\$543.47	36.82	109.78
T300-PGC-3-SM	Class C Stainless Steel Mesh Grate, 1 meter	39.37" (1000)	\$3,926.16	\$1,197.00	68.53	109.78
T300-PGC-3-SM-500	Class C Stainless Steel Mesh Grate, 1/2 meter	19.69" (500)	\$3,096.93	\$1,888.37	36.82	109.78
T300-PGC-4	Class C Ductile Iron Slotted Grate, 1/2 meter	19.69" (500)	\$181.05	\$110.40	29.23	77.02
T300-PGC-4-HP	Class C Ductile Iron Heelproof Slotted Grate, 1/2 meter	19.69" (500)	\$641.90	\$391.40	29.23	21.59
T300-PGC-4-WVY	Class C Ductile Iron WAVE Grate, 1/2 meter	19.69" (500)	\$549.61	\$335.13	34.10	84.63


**LOAD CLASS E GRATES - EN 1433 - 134,800 LBS., 600kN, 2,321 P.S.I.**

T300-PGE-4	Class E Ductile Iron Slotted Grate, 1/2 meter	19.69" (500)	\$647.80	\$395.00	42.02	77.02
T300-PGE-4-13	Class E Galvanized Ductile Iron Slotted Grate, 1/2 meter	19.69" (500)	\$777.36	\$474.00	42.02	77.02
T300-PGE-4-HP	Class E Ductile Iron Heelproof Slotted Grate, 1/2 meter	19.69" (500)	\$746.86	\$455.40	42.02	21.39
T300-PGE-4-ADA	Class E Ductile Iron Longitudinal Slotted Grate, 1/2 meter	19.69" (500)	\$746.86	\$455.40	63.80	19.07
T300-PGE-4-ADA-13	Class E Galvanized Ductile Iron Longitudinal Slotted Grate, 1/2 meter	19.69" (500)	\$1,097.82	\$669.40	63.80	19.07
T300-PGE-3-SBG	Class E Stainless Steel Bar Grate, 1 meter	39.37" (1000)	\$4,226.25	\$1,288.49	100.00	73.63
T300-PGE-3-SBG-500	Class E Stainless Steel Bar Grate, 1/2 meter	19.69" (500)	\$2,535.74	\$1,546.18	60.00	73.63
T300-SCE-4	Class E Ductile Iron Solid Cover, 1/2 meter	19.69" (500)	\$495.82	\$302.33	66.00	-

**LOAD CLASS F GRATES - EN 1433 - 202,320 lbs., 900 Kn, 4,177 P.S.I.**

T300-PGF-4-PX	Class F Ductile Iron Slotted Grate, 1/2 meter	19.69" (500)	\$405.72	\$247.39	48.23	72.41
T300-PGF-4-PX-13	Class F Galvanized Ductile Iron Slotted Grate, 1/2 meter	19.69" (500)	\$613.15	\$373.87	48.23	72.41
T300-PGF-4-B	Class F Ductile Iron 4 Bolt Slotted Grate, 1/2 meter	19.69" (500)	\$405.72	\$247.39	48.23	72.41
T300-PGF-4-B-13	Class F Galvanized Ductile Iron 4 Bolt Slotted Grate, 1/2 meter	19.69" (500)	\$613.15	\$373.87	48.23	72.41

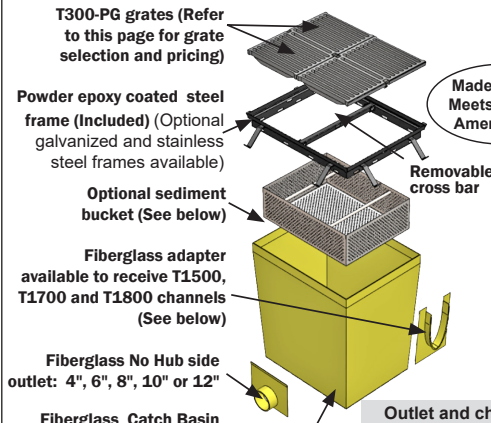
 See page 10 for explanation of ADA compliant grates

 See page 10 for explanation of Heelproof compliant grates

**ONLY AVAILABLE WITH DUCTILE IRON FRAME CHANNELS.**

Black acid resistant epoxy coated ductile iron grates (-11B) are available. Same price as the -13 grates.

**T2000-CB2024 - 20" X 24" CATCH BASIN FOR T1500, T1700 & T1800 CHANNELS**



**T2000-CB2024-55**

Made in USA. Meets the Buy America Act.

56" (to top of frame)

54.75"

NOTE: Standard extension height is 26".

Outlet and channel adapter can be secured using an appropriate adhesive for fiberglass

**Suggested adhesives for fiberglass**

**GORILLA Construction Adhesive:**  
Heavy Duty, 9 fluid ounces, Cartridge, White

**LOCTITE Construction Adhesive:**  
Power Grab, 10 fluid ounces, Cartridge, White

MODEL #	LIST PRICE
<b>T2000-CB2024</b> (includes powder epoxy coated steel frame. Grates not included)	<b>\$1,901.50</b>
<b>T2000-CB2024-13</b> (includes galvanized steel frame. Grates not included)	<b>\$2,415.00</b>
<b>T2000-CB2024-3</b> (includes stainless steel frame. Grates not included)	<b>\$3,018.75</b>

Catch basin with extension riser. Overall depth of 55"	LIST PRICE
<b>T2000-CB2024-55</b> (includes powder epoxy coated steel frame. Grates not included)	<b>\$1,992.50</b>
<b>T2000-CB2024-55-13</b> (includes galvanized steel frame. Grates not included)	<b>\$3,622.50</b>
<b>T2000-CB2024-55-3</b> (includes stainless steel frame. Grates not included)	<b>\$4,528.25</b>

OUTLET CONNECTIONS	
T2000-CB2024-PEO4 - 4"	<b>\$76.50</b>
T2000-CB2024-PEO6 - 6"	<b>\$101.75</b>
T2000-CB2024-PEO8 - 8"	<b>\$126.75</b>
T2000-CB2024-PEO10 - 10"	<b>\$190.50</b>
T2000-CB2024-PEO12 - 12"	<b>\$190.50</b>

CHANNEL ADAPTERS	
T1500-CB2024-ADAPT	<b>\$145.00</b>
T1700-CB2024-ADAPT	<b>\$145.00</b>
T1800-CB2024-ADAPT	<b>\$145.00</b>

OPTIONAL VARIATIONS	
Powder epoxy coated steel sediment bucket (Part # T2000-CB2024-SB)	<b>\$494.50</b>
Stainless Steel Sediment Bucket (Part # T2000-CB2024-SB-3)	<b>\$1,345.50</b>

CALIFORNIA PROPOSITION 65 WARNING. This product contains chemicals known to the State of California to cause cancer and birth defects or other reproductive harm.

 Visit [www.mifab.com](http://www.mifab.com) for the most recent product information. Design and dimensions are subject to modification. Prices do not include applicable taxes.

 Toll Free: 1-800-465-2736, Fax: 1-773-341-3049  
 sales@mifab.com Canada Toll Free: 1-800-387-3880

 MIFAB®, Inc., 1321 West 119th Street, Chicago, Illinois 60643-5109, USA  
 All sales subject to MIFAB's Terms and Warranties. Please refer to page 32.

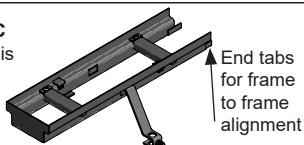
### T1400-F - 4" INTERNAL WIDTH FRAME

**SPECIFICATION:** MIFAB® Series T1400-F, 4" internal width 1" X 5/8" – .075" thick, steel frame with acid resistant powder epoxy coating and 1" X 3" anchor tabs.

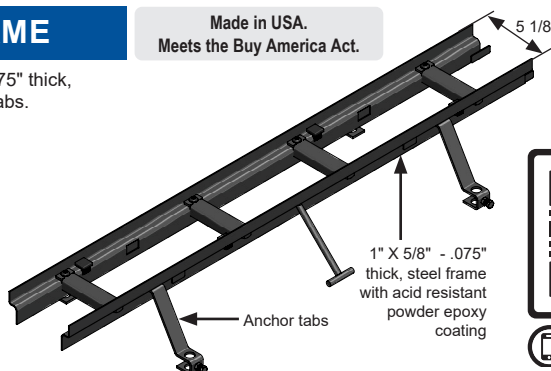
Frames can accommodate all T100 Series ClipFix self locking grates.

**Note:** Must order in 19.69" (1/2 meter) long increments.  
9.84 foot long (3 meter) sections are standard.

**T1400-F-EC**  
End Frame is  
19.69" long



Frames are  
manufactured  
per order.



SCAN FOR  
SPEC. SHEETS

Model Number	Description	List Price
<b>T1400-F</b>	4" internal width, powder epoxy coated steel frame	<b>\$174.75/ Foot</b>
<b>T1400-F-13</b>	4" internal width, galvanized steel frame	<b>\$300.75/ Foot</b>
<b>T1400-F-EC</b>	4" internal width, powder epoxy coated steel end frame, with two securing screws	<b>\$74.00, each</b>
<b>T1400-F-EC-13</b>	4" internal width, galvanized steel end frame, with two securing screws	<b>\$118.00, each</b>

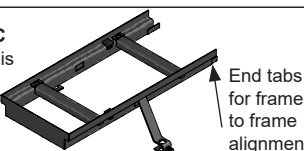
### T2000-F - 8" INTERNAL WIDTH FRAME

**SPECIFICATION:** MIFAB® Series T2000-F, 8" internal width 1" X 5/8" – .075" thick, steel frame with acid resistant powder epoxy coating and 1" X 3" anchor tabs.

Frames can accommodate all T200 Series ClipFix self locking grates.

**Note:** Must order in 19.69" (1/2 meter) long increments.  
9.84 foot long (3 meter) sections are standard.

**T2000-F-EC**  
End Frame is  
19.69" long



Frames are  
manufactured  
per order.



SCAN FOR  
SPEC. SHEETS

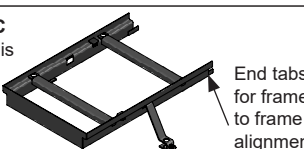
Model Number	Description	List Price
<b>T2000-F</b>	8" internal width, powder epoxy coated steel frame	<b>\$301.00/ Foot</b>
<b>T2000-F-13</b>	8" internal width, galvanized steel frame	<b>\$372.50/ Foot</b>
<b>T2000-F-EC</b>	8" internal width, powder epoxy coated steel end frame, with two securing screws	<b>\$126.00, each</b>
<b>T2000-F-EC-13</b>	8" internal width, galvanized steel end frame, with two securing screws	<b>\$168.00, each</b>

### T3000-F – 12" INTERNAL WIDTH FRAME

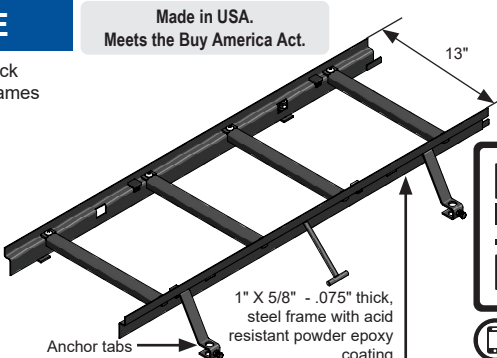
**SPECIFICATION:** MIFAB® Series T3000-F, 12" internal width, 1 x 5/8" – .075" thick steel frame with acid resistant powder epoxy coating and 1" x 3" anchor tabs. Frames can accommodate all T300 Series ClipFix self locking grates.

**Note:** Must order in 19.69" (1/2 meter) long increments.  
9.84 foot long (3 meter) sections are standard.

**T3000-F-EC**  
End Frame is  
19.69" long



Frames are  
manufactured  
per order.



SCAN FOR  
SPEC. SHEETS

Model Number	Description	List Price
<b>T3000-F</b>	12" internal width, powder epoxy coated steel frame	<b>\$404.75/ Foot</b>
<b>T3000-F-13</b>	12" internal width, galvanized steel frame	<b>\$481.00/ Foot</b>
<b>T3000-F-EC</b>	12" internal width, powder epoxy coated steel end frame, with two securing screws	<b>\$200.00 each</b>
<b>T3000-F-EC-13</b>	12" internal width, galvanized steel end frame, with two securing screws	<b>\$266.25 each</b>

Note: Custom designs are available. Contact MIFAB®

CALIFORNIA PROPOSITION 65 WARNING. This product contains chemicals known to the State of California to cause cancer and birth defects or other reproductive harm.

## NEUTRAL TRENCH DRAIN FLOW RATES VS. SLOPED TRENCH DRAIN FLOW RATES

**Note: See page 24 for the comparison calculations.**

It has been the custom in the United States and Canada to specify trench drain systems that have sloped bodies. The reasoning is that sloped trench drains will provide a greater flow of water due to the sloped sections. Like many things in today's world, this custom has been accepted as the common practice. In contrast, for decades, engineers in Europe specify neutral trench drain systems as their standard design. This is because neutral trench drain systems perform comparably to sloped trench drain systems.

### **The advantages for the engineer, building owner, contractor and wholesaler to use neutral trench drain systems are:**

1. Faster delivery to the jobsite as fewer individual depths of trench drain bodies are needed.
2. Easier to install the channels when they are all neutrals.
3. Faster installation preparation because one depth trench drain body does not require complicated site organization.
4. Faster installation due to same height of the trench drain body. Often, sloped trench drain bodies are mixed on a pallet - requiring time to sort and identify them. This is not the case with neutral depth bodies.
5. Increased flexibility, because the contractor can easily increase the number of neutral trench drain bodies in order to extend the length of the run or if replacement channels are required. This is more difficult with sloped trench drain bodies.

**The flow rate of a trench drain is affected by three main factors:** invert depth of the bodies, internal width of the bodies and length of the run. Trench drain bodies with a greater depth (assuming the width is the same) have more volume capacity and therefore a greater flow rate because the head pressure is greater when the water height is higher. Trench drain bodies that are wider than others have more volume capacity (assuming that the height of the water is the same) and as a result, a higher flow rate.

A typical sloped trench drain system (see Figures 1-A and 1-B in the adjacent page) starts off with a shallow sloped body section and ends with a deeper sloped body section. This means that the body depth is not consistent and the volume capacity of the sloped system is less than the volume capacity of a neutral system that has the same body depth throughout the run. (see Figures 2-A and 2-B in the adjacent page).

Figures 1-A and 1-B illustrate a typical sloped trench drain system with flow rates of 98.27 GPM in the 30 foot run and 142.60 GPM in the 60 foot run. Figures 2-A and 2-B illustrate the MIFAB® TI520N neutral trench drain system with flow rates of 99.20 GPM in the 30 foot run and 149.80 GPM in the 60 foot run. Note that the ending body height in a typical sloped 30 foot trench drain system (7.68") is the same as all of the body heights in the MIFAB® system (7.68") and the ending body height in a typical sloped trench drain system (9.65") is the same as all of the body heights in the MIFAB® TI520N system (9.65").

Therefore, take advantage of the easier installation of the MIFAB neutral trench drain systems instead of the industry standard sloped trench drain systems.

**Note, the deeper neutral bodies require extra excavation and concrete surround compared to a sloped channel system.**

CALIFORNIA PROPOSITION 65 WARNING. This product contains chemicals known to the State of California to cause cancer and birth defects or other reproductive harm.

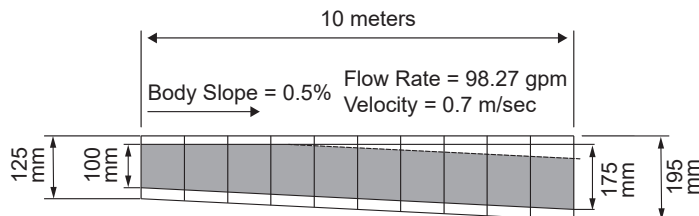
Visit [www.mifab.com](http://www.mifab.com) for the most recent product information. Design and dimensions are subject to modification. Prices do not include applicable taxes.

Toll Free: 1-800-465-2736, Fax: 1-773-341-3049  
sales@mifab.com Canada Toll Free: 1-800-387-3880

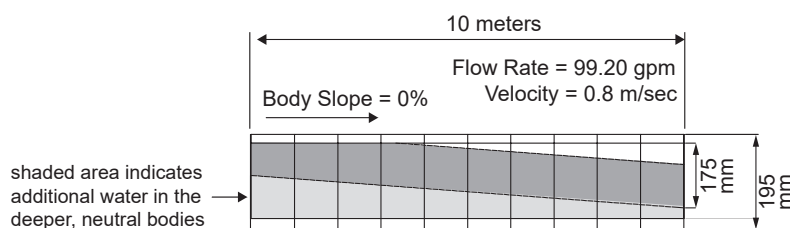
MIFAB®, Inc., 1321 West 119th Street, Chicago, Illinois 60643-5109, USA  
All sales subject to MIFAB's Terms and Warranties. Please refer to page 32.

## FLOW RATE COMPARISON CALCULATION ACCORDING TO MANNING & STRICKLER

### 4" Internal Width Sloped vs. Neutral Flow Rate Comparison

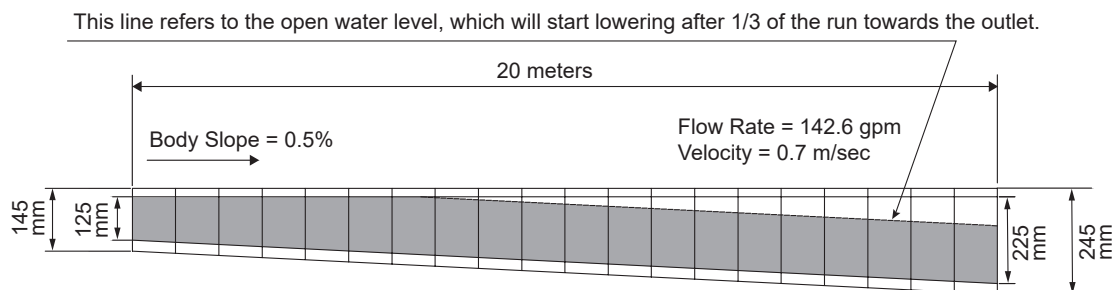


**Figure 1-A    Typical Sloped Trench Drain from Others**



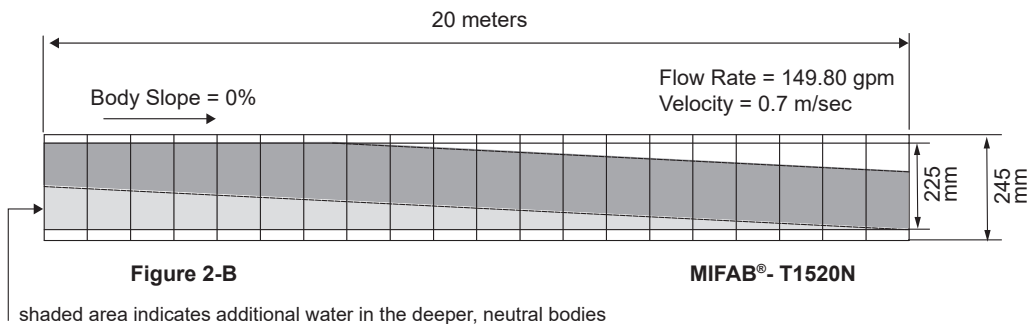
**Figure 2-A    MIFAB®- T1510N**

**Note, the deeper neutral bodies require extra excavation and concrete surround compared to a sloped channel system.**



**Figure 1-B**

**Typical Sloped Trench Drain from Others**



**Figure 2-B**

**MIFAB®- T1520N**

**Note, the deeper neutral bodies require extra excavation and concrete surround compared to a sloped channel system.**

CALIFORNIA PROPOSITION 65 WARNING. This product contains chemicals known to the State of California to cause cancer and birth defects or other reproductive harm.



## ACCESSORIES

**PLASTIC SEDIMENT BUCKETS ARE INCLUDED WITH EVERY CATCH BASIN**



**T1500-CB620-SB - 4"**  
internal width

List Price - **\$157.50**



**T1700-CB820-SB - 8"**  
internal width

List Price - **\$237.75**



**T1800-CB1220-SB - 12"**  
internal width

List Price - **\$284.00**



**T1400-SHV**  
Shovel head to  
clean out debris  
from channels

List Price - **\$201.00**



Grate lifting key  
**T100-KEY**

List Price - **\$120.75**

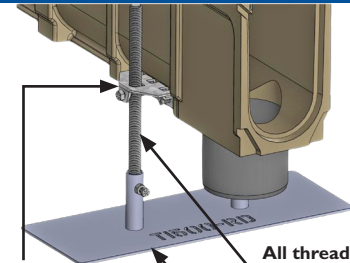
**ANTI-VANDALISM LOCKING  
DEVICE FOR ALL CLIPFIX GRATES**



<b>T100-VP (4" internal width)</b>	<b>\$30.00</b>
<b>T200-VP (8" internal width)</b>	<b>\$45.00</b>

(Two pieces required per meter)

## POWDER COATED STEEL SUPPORT STANDS



Channel and  
installation  
device not  
included with  
support stand

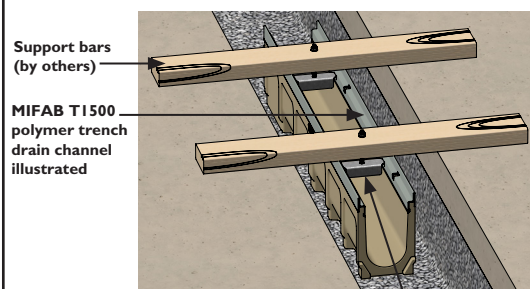
Support Stand

All threaded  
rod / rebar  
not included

MIFAB offers powder coated steel support stands that the installer can place rebar or all threaded rod through (by others) to connect with the MIFAB provided installation devices to support the suspended channel system. Ideal for installations where the ground is too hard or rocky to drive rebar or all threaded rod into the ground to support the trench system.

MODEL NUMBER	DESCRIPTION	LIST PRICE
<b>T1500-RD</b>	Support stand for T1500 Trench Systems	<b>\$131.25</b>
<b>T1700-RD</b>	Support stand for T1700 Trench Systems	<b>\$183.75</b>
<b>T1800-RD</b>	Support stand for T1800 Trench Systems	<b>\$236.25</b>

## SUSPENDED SLAB INSTALLATION



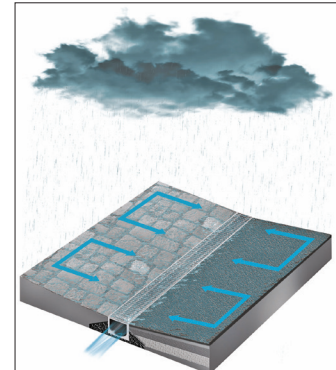
Brackets to bolt support bars for suspension of the trench drain channels within the slab. Available with T1500, T1700 and T1800 polymer concrete channels.

Part #	List Price (Bag of two)
Part # <b>T1500-SUSP</b>	<b>\$26.75</b>
Part # <b>T1700-SUSP</b>	<b>\$29.50</b>
Part # <b>T1800-SUSP</b>	<b>\$32.25</b>

## TYPICAL TRENCH DRAIN SIZING CONSIDERATIONS

In order to size a trench drain system (length and width), the following information is required:

1. Length of trench drain run (feet or meters)
2. Length and width of the surface area draining into the trench drain (feet or meters)
3. Surface area type - concrete, pavement, asphalt, etc.
4. Rainfall intensity (in/hr or mm/hr) of the area where the trench drain will be installed
5. Is any additional water being introduced onto the surface pavement or into the trench (i.e. downspouts from adjacent buildings ?)
6. Slope of the ground along the trench drain (%)
7. Perpendicular approach slopes to the trench drain (%)
8. Location of and number of outlets along the trench drain run
9. Any trench drain depth restrictions



**Please contact MIFAB's Engineering Department at [sales@mifab.com](mailto:sales@mifab.com) for help to design your next trench drain project.**

CALIFORNIA PROPOSITION 65 WARNING. This product contains chemicals known to the State of California to cause cancer and birth defects or other reproductive harm.

Visit [www.mifab.com](http://www.mifab.com) for the most recent product information. Design and dimensions are subject to modification. Prices do not include applicable taxes.

Toll Free: 1-800-465-2736, Fax: 1-773-341-3049  
sales@mifab.com Canada Toll Free: 1-800-387-3880


MIFAB®, Inc., 1321 West 119th Street, Chicago, Illinois 60643-5109, USA  
All sales subject to MIFAB's Terms and Warranties. Please refer to page 32.

## INSTALLATION GUIDELINES

### INSTALLATION DEVICE INSTRUCTIONS

1. Install (Hammer) the rebar / all thread into the excavation where the trench is to be laid.

2. Loosely set the installation device onto the rebar / all thread as shown. Go back and set them all to the correct height taking finish floor elevations into consideration.

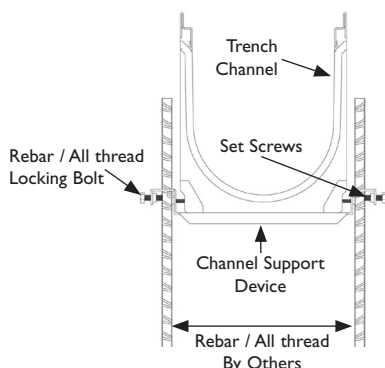


3. The installation devices will support the channel and two are required per meter section.

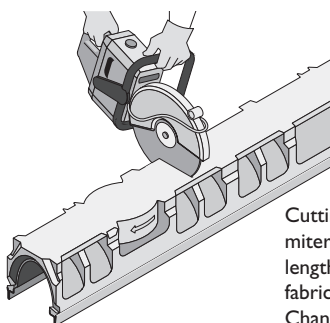


4. Drill the four screws over the side profile to secure channel. This will minimize floating during the concrete encasement pour.

**Finished Floor height to be 1/8" above the channel edge rail**



### ON-SITE FABRICATIONS



When cutting channels and/or grates, gloves, protective eye wear and respirator or mask should be worn.

Cutting channels is required to form miters, T-junctions and non-standard lengths. Most fabrications should be completed on site. Channels can be cut with a masonry or diamond blade. Grates should be cut with a suitable metal cutting blade.



SCAN ME

**FOR  
INSTALLATION  
INSTRUCTIONS**

### TRENCH SECTION CONNECTIONS

An appropriate adhesive should be used to bond cut surfaces together.

Apply adhesive to a cut end and place the next successive channel against the adhesive and allow to dry. Sealants are not intended to bond products together. Adhesives are intended for that.

If corrosive liquids are conveyed in the trench, the joints should be properly sealed.


MIFAB recommends the use of a one component polyurethane product as a

"sealant" between the channels if required by the engineer. It has expansive and contracting characteristics and is utilized in environments where those characteristics are desirable.

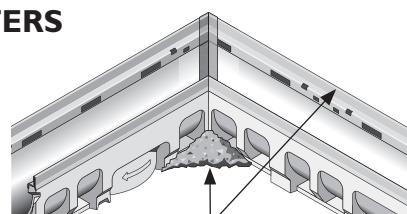
SikaFlex 1A and Sonneborn NP-1 are two acceptable sealant materials although there are other manufacturers of polyurethane sealant products that would also be accepted.

Do not use silicone and / or an adhesive (thin set glue) as a sealant with the MIFAB trench drain channels.

### MITERS



CHANNELS ARE MITERED ONLY, NOT THE GRATES



USE INSTALLATION DEVICES OR ALTERNATIVELY, USE A CONCRETE PATTY TO SUPPORT THE MITERED CHANNEL DURING THE FINAL POUR

Mitered joints are formed by cutting channels to the required angle and butting together. For 90° angle, miter cuts of 45° are required.

### T-JUNCTIONS



CORE DRILL

T-junctions are formed when an opening is cut into the side of one channel and another channel is butted up to this opening.

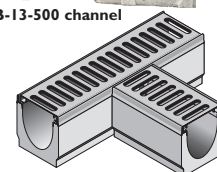
On full meter channel, mark the area in the channel wall to be removed by butting the channels together and by marking the interior profile of the channel.

**The edge rail should be left intact to provide additional strength and seating for grate.**

CORE OR STITCH DRILL ON SIDE OF CHANNEL



T1500N-PB-13-500 channel



CALIFORNIA PROPOSITION 65 WARNING. This product contains chemicals known to the State of California to cause cancer and birth defects or other reproductive harm.

## INSTALLATION GUIDELINES



SCAN ME

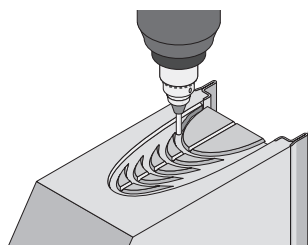
**FOR  
INSTALLATION  
INSTRUCTIONS**

### CATCH BASIN CONNECTIONS

**NOTE: CATCH BASINS REQUIRE A FLEXIBLE COUPLING TO MAKE THE PIPE CONNECTION**

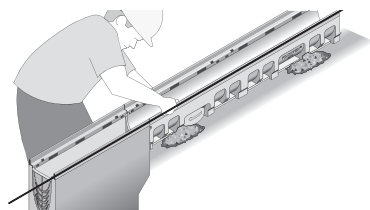
#### Catch Basin Cut-out

- Identify and mark the area to be removed
- Use a stitch drill or angle grinder with masonry cutting disc / wheel to cut the opening for the required pipe connection. (Bracing may be necessary).



Use a grinder to dress or enlarge corners for proper fitting.

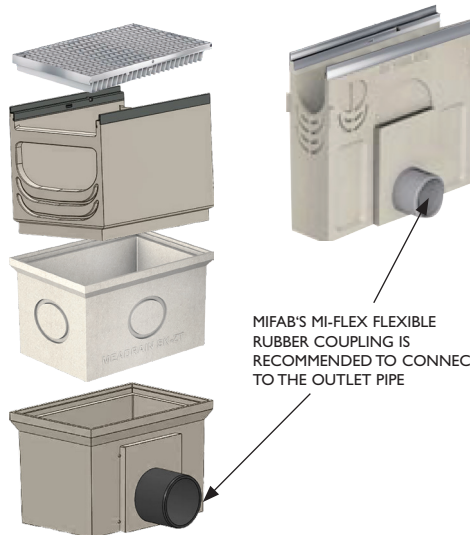
3. Insert the channel into the socket and seal using an appropriate flexible sealant / adhesive.



\* Please ensure installation as per direction of the arrows on outside of channel.

If corrosive liquids are transported in the trench, ensure the flexible sealant is chemically resistant.

1. All catch basins come with a pipe stub
2. Use the MIFAB MI-FLEX coupling to connect outlet to waste line.



MIFAB'S MI-FLEX FLEXIBLE RUBBER COUPLING IS RECOMMENDED TO CONNECT TO THE OUTLET PIPE



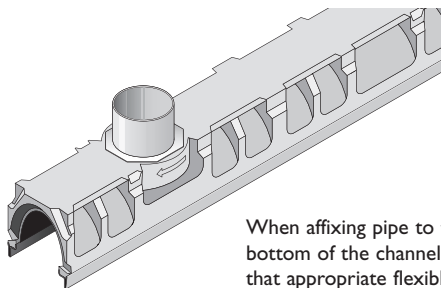
## PIPE CONNECTIONS

**ATTENTION: MIFAB RECOMMENDS USE OF PROTECTIVE GLASSES AND RESPIRATORY PROTECTION WHEN CUTTING AND DRILLING POLYMER CONCRETE CHANNELS.**



**Note: Always start your trench channel installation from the outlet and work upstream.**

**Note: MIFAB offers outlet channels with the outlet already cast into the bottom. The method below would be for bottom outlet locations that do not coincide with our standard outlet locations.**



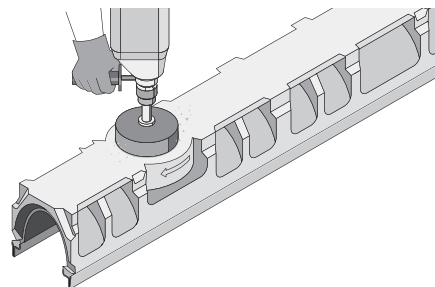
When affixing pipe to the bottom of the channel, ensure that appropriate flexible sealant / adhesive is used.

**CAUTION: DO NOT HAMMER DIRECTLY ON MATERIAL TO MAKE PENETRATION. THIS MAY CAUSE SEVERE CRACKING OF THE MATERIAL.**



#### Removal of cut-out, or cut hole:

1. Identify and mark the area to be removed.
2. Remove the drill-out. Use a stitch drill or hole saw to cut a series of holes for the required pipe connection. (Bracing may be necessary).



#### Core Drill

Using the correct diamond core drill size, remove the channel/catch basin wall/ base to fit the pipe.

- Turn the channel upside down.
- Make the required penetration by either core drilling or stitch drilling the needed opening.
- A grinder may be used to dress or enlarge the hole for proper pipe insertion.
- The no-hub bottom outlet is then attached to the underside of the channel using the appropriate flexible sealant / adhesive.

CALIFORNIA PROPOSITION 65 WARNING. This product contains chemicals known to the State of California to cause cancer and birth defects or other reproductive harm.

Visit [www.mifab.com](http://www.mifab.com) for the most recent product information. Design and dimensions are subject to modification. Prices do not include applicable taxes.

Toll Free: 1-800-465-2736, Fax: 1-773-341-3049  
sales@mifab.com Canada Toll Free: 1-800-387-3880

MIFAB®, Inc., 1321 West 119th Street, Chicago, Illinois 60643-5109, USA  
All sales subject to MIFAB's Terms and Warranties. Please refer to page 32.

## POLYURETHANE SEALANT FOR TRENCH DRAINS

MIFAB® recommends the use of a one component polyurethane product as a “sealant” between the channels if required by the engineer. It has expansive and contracting characteristics and is utilized in environments where those characteristics are desirable. The most prominent application for MIFAB® trench drains is when 2 channels are put together. There is an “indentation” or a groove between the two channels on the interior surface.

SikaFlex 1A and Sonneborn NP-1 are two acceptable sealant materials although there are other manufacturers of polyurethane sealant products that would also be accepted.

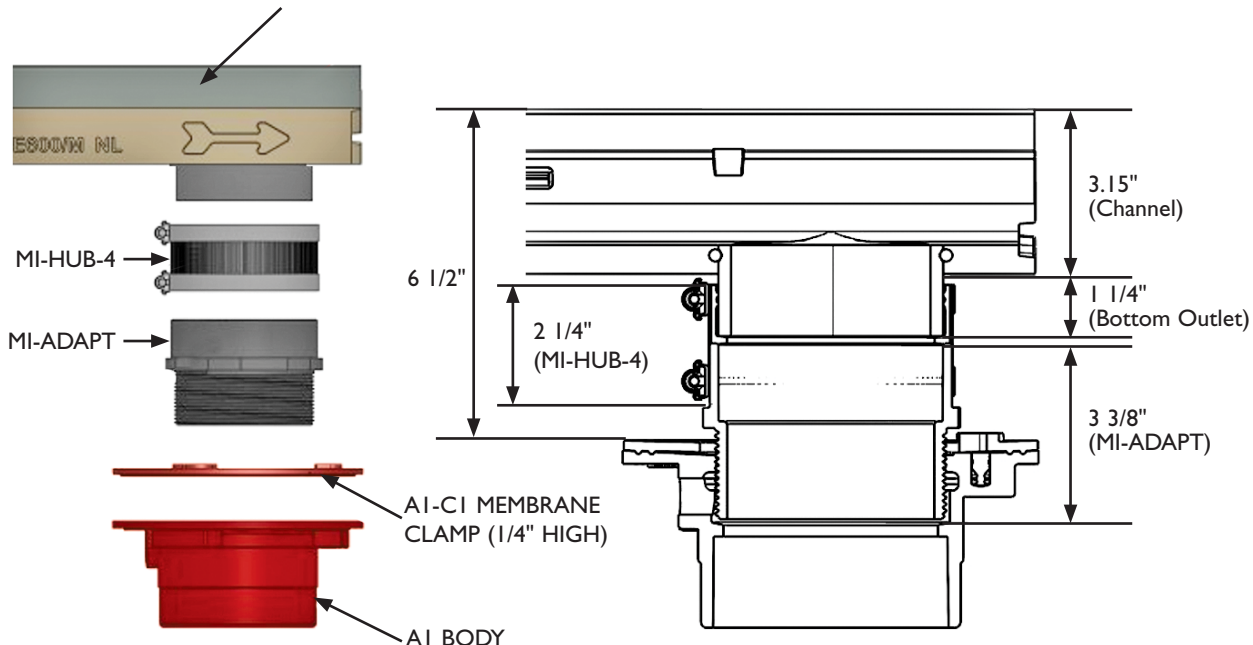
Do not use silicone and / or an adhesive (thin set glue) as a sealant with the MIFAB® trench drain channels.



**T1400-SIKA**  
**\$33.75 List Price**

## INSTALLATION DETAIL FOR SHALLOW T1560 CHANNELS

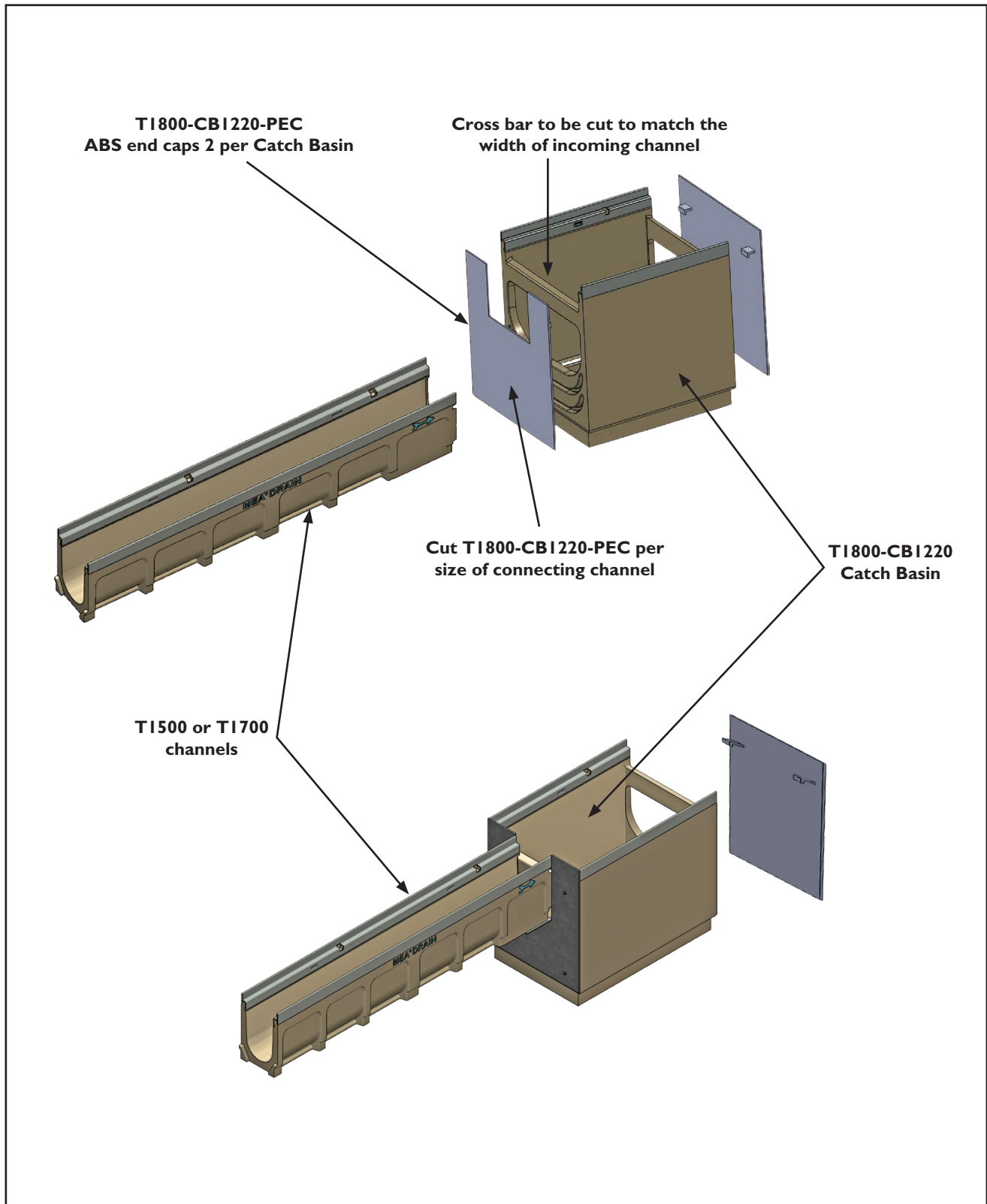
T1560 channel with bottom outlet reduced to 1 1/4"



CALIFORNIA PROPOSITION 65 WARNING. This product contains chemicals known to the State of California to cause cancer and birth defects or other reproductive harm.



## CATCH BASIN CONNECTION PLATE



CALIFORNIA PROPOSITION 65 WARNING. This product contains chemicals known to the State of California to cause cancer and birth defects or other reproductive harm.

Visit [www.mifab.com](http://www.mifab.com) for the most recent product information. Design and dimensions are subject to modification. Prices do not include applicable taxes.

Toll Free: 1-800-465-2736, Fax: 1-773-341-3049  
sales@mifab.com Canada Toll Free: 1-800-387-3880

MIFAB®, Inc., 1321 West 119th Street, Chicago, Illinois 60643-5109, USA  
All sales subject to MIFAB's Terms and Warranties. Please refer to page 32.

## CHEMICAL RESISTANCE CHART

These recommendations are for guidance only. They are based upon information compiled from resin plastic manufacturers. Customers are advised to test samples of polymer concrete to ensure suitability. Test samples are available free of charge from MIFAB®.

If MIFAB® standard products are unable to provide adequate chemical resistance, contact MIFAB® 1-800-465-2736 for a suitable product solution.

Chemical	Max. conc.	Short time exposure 72 hours	Long time exposure 42 days
Acetic Acid	30%	✓	✗
Acetone	10%	✓	✗
Ammonia	10%	✓	✗
Aniline	100%	✓	✗
Aniline in Ethyl Alcohol	10%	✓	✓
Benzene	100%	✓	✗
Boric Acid	100%	✓	✓
Butyric Acid	25%	✓	✓
Butyl Alcohol	100%	✓	✓
Calcium Chloride	100%	✓	✓
Calcium Hydroxide	100%	✓	✗
Caster Oil	100%	✓	✓
Chloric Acid	5%	✓	✗
Chromic Acid	5%	✓	✓
Citric Acid	100%	✓	✓
Diesel Fuel	100%	✓	✓
Ethanol	100%	✓	✗
Ethlendiamine	100%	✓	✓
Ethyl Acetate	100%	✓	✗
Ferrous Sulfate	30%	✓	✓
Fluoralic Acid	10%	✓	✓
Formaldehyde	35%	✓	✓
Formic Acid	10%	✓	✗
Fuel Oil	100%	✓	✓
Gasoline	100%	✓	✓
n-Heptane	100%	✓	✓
n-Hexane	100%	✓	✓
Hydraulic Oil	100%	✓	✓
Hydrochloric Acid	10%	✓	✓

Chemical	Max. conc.	Short time exposure 72 hours	Long time exposure 42 days
Hydrofluoric Acid	5%	✓	✗
JP4	100%	✓	✓
JP8	100%	✓	✓
Lactic Acid	10%	✓	✓
Methanol	5%	✗	✗
Methyl Amine	100%	✓	✗
Methyl Ethyl Ketone	100%	✓	✗
Mineral Oil SAE5W50	100%	✓	✓
Monochlor Benzene	0.05%	✗	✗
Monochloroacetic Acid	10%	✓	✓
Nitric Acid	10%	✓	✗
n-Nonane	100%	✓	✓
Iso-Octane	100%	✓	✗
Oxalic Acid	100%	✓	✓
Phenol	100%	✓	✗
Phosphoric Acid	10%	✓	✓
Potassium Hydroxide	10%	✗	✗
Sodium Acetate	100%	✓	✗
Sodium Carbonate	20%	✓	✓
Sodium Chloride	100%	✓	✓
Sodium Hydroxide	15%	✓	✗
Sodium Hypochloric	5%	✓	✓
Sulfuric Acid	40%	✓	✓
Tetrafluoroborsaur	20%	✓	✗
Toluene	100%	✓	✗
Trichloroethylene	100%	✗	✗
Triethylamine	100%	✓	✓
Xylene	100%	✓	✗

Note: Maximum operating temperature of 180°F (82°C)

**CHEMICAL RESISTANCE:** MIFAB® Drain channel bodies are highly resistant to chemical attack and, with the appropriate grate, can be used in most environments where everyday acids and dilute alkalis are encountered.







**IMPORTANT CONSIDERATIONS FOR CHEMICAL ENVIRONMENTS:** When reviewing potential applications of trench drains in chemical environments, the following issues should be considered:






1. Type(s) & mixture of chemical(s).
2. Concentration percentages.
3. Contact time with trench system.
4. Temperatures of chemicals flowing into the trench drain. 180°F (82°C) max.
5. Flushing system employed to clear chemicals from the system.
6. Cleaning agents should be checked for compatibility with trench materials.
7. MIFAB® test samples can be used for final determination of chemical resistance.
8. Grate, locking mechanism, edge rail, outlet and sediment bucket materials should be checked for chemical resistance.
9. Check sealant for compatibility, if applicable.

CALIFORNIA PROPOSITION 65 WARNING. This product contains chemicals known to the State of California to cause cancer and birth defects or other reproductive harm.

## GRATE LOAD CLASS DEFINITIONS

There are two main grate definitions in the trench drain industry to help engineers select the appropriate grate: **EN1433 / DIN19580** and **ANSI A112.21.1M** Standards.

<b>EN1433 / DIN19580</b>		
Grates shall be designed to meet the following loading classifications in a static condition.		
	<b>Load Class A</b>	Light Duty Grate design load up to or exceeding 3,372 lbs per foot. (15 kN). For pedestrian foot traffic only.
	<b>Load Class B</b>	Medium Duty Grate design load of at least 28,100 lbs per foot. (125 kN). For light pneumatic tire traffic only. Sidewalks and residential parking.
	<b>Load Class C</b>	Heavy Duty Grate design load of at least 56,200 lbs per foot. (250 kN). Commercial Applications.
	<b>Load Class D</b>	Grate design load of at least 89,920 lbs per foot. (400 kN). For pneumatic forklift traffic. Extra Heavy Duty. Roads and Highways. H-20 Load Rated.
	<b>Load Class E</b>	Grate design load of at least 134,800 lbs per foot. (600 kN). For Commercial Solid tire traffic patterns, and impacts from steel struts or metal wheels (forklifts). Extreme Heavy Duty.
	<b>Load Class F</b>	Grate design load of at least 202,320 lbs per foot. (900 kN). For airport traffic.

<b>ANSI A112.21.1M</b>		
Grates shall be designed to meet the following loading classifications in a static condition.		
	<b>Light Duty</b>	All grates having safe live load (as calculated in paragraph 6.1.6 of the ANSI Standard) under 2,000 lbs. (900 kg.) For pedestrian foot traffic only.
	<b>Medium Duty</b>	All grates having safe live load (as calculated in paragraph 6.1.6 of the ANSI Standard) between 2,000 lbs. (900 kg.) and 4,999 lbs. (2,250 kg.) For light pneumatic tire traffic only. Sidewalks and residential parking.
	<b>Heavy Duty</b>	All grates having safe live load (as calculated in paragraph 6.1.6 of the ANSI Standard) between 5,000 lbs. (2,250 kg.) and 7,499 lbs. (3,375 kg.) For Commercial Pneumatic tire traffic patterns and tractor trailers.
	<b>Extra Heavy Duty</b>	All grates having safe live load (as calculated in paragraph 6.1.6 of the ANSI Standard) between 7,500 lbs. (3,375 kg.) and 10,000 lbs. (4,500 kg.) For forklift traffic. Roads and Highways. H-20 Load Rated.
	<b>Special Duty</b>	All grates having safe live load (as calculated in paragraph 6.1.6 of the ANSI Standard) over 10,000 lbs. (4,500 kg.) For airport traffic.

## TRANSPORTATION CLASSIFICATIONS

- The American Association of State Highway and Transportation Officials' (AASHTO) "Standard Specification for Highway Bridges" defines H-20 loading as a two-axle truck with a maximum dual wheel load of 16,000 lbs. HS-20 loading is defined as a tractor truck with a tandem axle semi-trailer with a dual wheel load of 16,000 lbs.
- The FAA (Federal Aviation Administration) Advisory Circular AC 150/5320-6D describes aircraft loading as 100,000 lbs. placed over a 9" x 9" area.
- Heelproof is defined as slots or perforations that are less than 5/16" in width or diameter.

CALIFORNIA PROPOSITION 65 WARNING. This product contains chemicals known to the State of California to cause cancer and birth defects or other reproductive harm.

Visit [www.mifab.com](http://www.mifab.com) for the most recent product information. Design and dimensions are subject to modification. Prices do not include applicable taxes.

Toll Free: 1-800-465-2736, Fax: 1-773-341-3049  
sales@mifab.com Canada Toll Free: 1-800-387-3880

MIFAB®, Inc., 1321 West 119th Street, Chicago, Illinois 60643-5109, USA  
All sales subject to MIFAB's Terms and Warranties. Please refer to page 32.

## TERMS AND WARRANTIES

**WHOLESALE DISCOUNT:** Contact MIFAB® or your local representative for your applicable discount structure.

**PLUMBING WHOLESALE FREIGHT ALLOWANCE:** Ex Works, MIFAB's Chicago, Illinois Factory or Manufacturer Representative's warehouse with full motor freight allowed on shipments of \$5000.00 Net or more, within the continental U.S.A. and Canada, except Alaska, Hawaii and Puerto Rico. For Alaska, full motor freight is allowed on shipments of \$10,000.00 Net or more. MIFAB reserves the right to choose the carrier and route of shipment. Shipping dates are estimates and time of delivery is not the essence of the sale of the contract. Therefore, under no circumstances will MIFAB® have any responsibility on account of any delays in manufacture, transportation, or otherwise. Additional freight services such as installation, site delivery, lift gate delivery service, re-consigned freight or notification charges, are not included in full freight allowance terms, and will result in additional freight charges.

**QUOTATION TERMS:** List Price and discount protected for 30 days from date issued by MIFAB®. Orders received within this period must be released for shipment within 30 days from date of purchase order; otherwise, prices will be those that are in effect at the time of shipment.

**PAYMENT TERMS:** Terms of payment are Net 30 days from the date of the invoice. All pricing in United States currency except for sales to Canadian customers which are priced in Canadian dollars. The Buyer shall pay all sales, consumers, and / or any other applicable taxes. Past due accounts will be subject to a 2% per month service charge from the date of the invoice. If any proceedings be instructed by or against Buyer under any bankruptcy or insolvency law, or if Buyer shall fail to make timely payment on this or any other order, or if, in MIFAB's judgment, Buyer's financial situation justifies such action, MIFAB® may, at its election, require payment in advance or cancel the order as to any unshipped item and require payment of its reasonable cancellation charges. If Buyer delays completion of manufacture, MIFAB® may elect to require payment according to percentage of completion. Equipment held for Buyer shall be at Buyer's risk and expense. In all cases, regardless of partial payment, title to the Products shall remain with MIFAB® until payment for the Products (including any notes given therefore) has been made in full. Should legal action be necessary to enforce payment of an unpaid invoice, the Buyer will assume full responsibility for any court costs and reasonable attorney fees. All orders subject to credit check and approval prior to shipment. Confirmed irrevocable letter of credit or cash in advance of shipment is required for accounts without an established line of credit. Minimum invoice amount is \$100.00. MIFAB® reserves the right to apply a minimum order charge to equal \$100.00. MIFAB's Accounting Department must be notified of potential pricing errors within 30 days of the invoice date. Any terms and conditions stated on Buyer's orders which are inconsistent with MIFAB's quotation and Terms and Warranties shall be of no effect.

**RETURNED GOODS RESTOCKING CHARGE:** Standard product may be returned within a one year period only with written permission from MIFAB®. All products in catalog are not considered Standard. Standard product to be determined by MIFAB®. Returned goods are subject to a 25% restocking charge, plus cost of reconditioning, if necessary, to make material saleable. Material must be returned to MIFAB® freight prepaid only after written permission from MIFAB® to accept the returned material. Buyer must provide copy of the original invoice on which the material was charged. The original outgoing freight cost to ship the order will be deducted from the credit. Credit allowance will be in the form of merchandise credit only-not cash credit which must be used within 12 months of the date of issue. The value of a return must total \$100.00 to qualify for credit allowance. No credit will be allowed for discontinued, or made to order items. Products designated non stock and / or that have been specially made are not subject to return or cancellation.

**LIMITED WARRANTY:** MIFAB® warrants each product against defects in material and workmanship for a period of one year from the date of original shipment. In the event of such defects within the warranty period, MIFAB® will, at its option, replace or recondition the product without charge. This shall constitute the exclusive remedy for breach of warranty, and MIFAB® shall not be responsible for any incidental or consequential damages, including, without limitation, damages or other costs resulting from labor charges, delays, vandalism, negligence, fouling caused by foreign material, damage from adverse water conditions, chemicals, or any other circumstances over which MIFAB® has no control. This warranty shall be invalidated by any abuse, misuse, misapplication or improper installation of the product.

**MIFAB® MAKES NO OTHER WARRANTIES EXPRESSED OR IMPLIED AS PROVIDED IN THIS LIMITED WARRANTY.**

**ILLUSTRATIONS OR TYPICAL INSTALLATIONS:** The typical installations for various products in each product section are intended to illustrate the products and their options. Under no circumstances are they to be construed as recommended installation procedures. Consult local codes and project specifications for proper installation instructions.

**ALL SALES SUBJECT TO MIFAB's TERMS AND WARRANTIES.**

**NOTE:** Prices and terms are subject to change without notice and supersede all previous quotations. The right is reserved to change or modify product design or installation without prior notice and without incurring any obligation to make similar changes and modifications to product previously or subsequently sold. Contact MIFAB® for any clarification.

CONTENTS © MIFAB® INC. Copyright 2026

CALIFORNIA PROPOSITION 65 WARNING. This product contains chemicals known to the State of California to cause cancer and birth defects or other reproductive harm.



## PROJECT REFERENCES



**TOWN CENTRES AND PEDESTRIAN AREAS**



**AIRPORT**

Product: T1800 (12") with Load Class F Ductile Iron Slotted Grates



**PARKING GARAGE**

Product: T1700 (8") with Load Class C Galvanized Mesh Grates



**SHOPPING PLAZA**

Product: T1700 (8") with Load Class B Stainless Steel Longitudinal Grates




**OFFICE PLAZA**

Product: T1500 (4") with Load Class C Stainless Steel Slotted Grates



**PROMENADE AREA**

Product: T1700 with (8") Load Class E Stainless Steel Paverslot Grates



**PARKING AREAS**



**PEDESTRIAN AREAS**

CALIFORNIA PROPOSITION 65 WARNING. This product contains chemicals known to the State of California to cause cancer and birth defects or other reproductive harm.

Visit [www.mifab.com](http://www.mifab.com) for the most recent product information. Design and dimensions are subject to modification. Prices do not include applicable taxes.

Toll Free: 1-800-465-2736, Fax: 1-773-341-3049  
sales@mifab.com Canada Toll Free: 1-800-387-3880

MIFAB®, Inc., 1321 West 119th Street, Chicago, Illinois 60643-5109, USA  
All sales subject to MIFAB®'s Terms and Warranties. Please refer to page 32.

## CROSS REFERENCE

MIFAB®	DESCRIPTION	PAGE NO.	ACO / Jay R. Smith
T1560-13	0.5% sloped shallow bodies, 4" internal width with integral galvanized steel rail	11	H100/9832-100
T1560-3	0.5% sloped shallow bodies, 4" internal width with integral stainless steel rail	11	HS100
T1500-13	0.5% sloped bodies, 4" internal width with integral galvanized steel rail	12	K100/9895
T1500-3	0.5% sloped bodies, 4" internal width with integral stainless steel rail	12	KS100/9660-CLG
T100-PGA-HPP-BLK, T100-PGA-HPP-GRY	Plastic longitudinal grating, half meter long, Load Class A	13	494D, 99575 9870-494-PADAB 495D, 99576 9870-494-PADAG
T100-PGA-13-FS	Galvanized steel slotted grating, one meter long, Load Class A	13	420D 12610 Class A JRS 9870-420-G
T100-PGA-13-FS-500	Galvanized steel slotted grating, half meter long, Load Class A	13	421D 12611 Class A JRS 9870-420-G0.5
T100-PGA-13-FP	Galvanized steel perforated grating, one meter long, Load Class A	13	410D 12666 Class A JRS 9870-410-GP
T100-PGA-13-FP-500	Galvanized steel perforated grating, half meter long, Load Class A	13	412D 12667 Class A JRS 9870-410-GP0.5
T100-PGA-3-FS	Stainless steel slotted grating, one meter long, Load Class A	13	450D 12640 Class A JRS 9870-450-SS
T100-PGA-3-FS-500	Stainless steel slotted grating, half meter long, Load Class A	13	452D 12641 Class A JRS 9870-450-SS0.5G
T100-PGA-3-FP	Stainless steel perforated grating, one meter long, Load Class A	13	451D 12664 Class A JRS 9870-451-SSPA
T100-PGA-3-FP-500	Stainless steel perforated grating, half meter long, Load Class A	13	453D 12665 Class A JRS 9870-451-SSPA0.5
T100-PGC-13-FS	Galvanized steel slotted grating, one meter long, Load Class C	13	425D 12614 Class C JRS 9870-425-GHD
T100-PGC-13-FS-500	Galvanized steel slotted grating, half meter long, Load Class C	13	426D 12615 Class C JRS 9870-425-GHD0.5
T100-PGC-13-GM	Galvanized steel mesh grating, one meter long, Load Class C	13	405D 132880 Class C JRS 9870-405-GM
T100-PGC-13-GM-500	Galvanized steel mesh grating, half meter long, Load Class C	13	406D 132881 Class C JRS 9870-405-GM0.5
T100-PGC-13-FP	Galvanized steel perforated grating, one meter long, Load Class C	13	411D 12656 Class C JRS 9870-411-GPAD
T100-PGC-13-FP-500	Galvanized steel perforated grating, half meter long, Load Class C	13	413D 12657 Class C JRS 9870-411-GPAD0.5
T100-PGC-3-FS	Stainless steel slotted grating, one meter long, Load Class C	13	455D 12644 Class C JRS 9870-455-SSHD
T100-PGC-13-FP-500	Stainless steel slotted grating, half meter long, Load Class C	13	457D 12645 Class C JRS 9870-455-SSHD0.5
T100-PGC-3-SM	Stainless steel mesh grating, one meter long, Load Class C	13	430D 132882 Class C JRS 9870-430-SSM
T100-PGC-3-SM-500	Stainless steel mesh grating, half meter long, Load Class C	13	431D 132883 Class C JRS 9870-430-SSM0.5
T100-PGC-3-FP	Stainless steel perforated grating, one meter long, Load Class C	13	465D 12654 Class C JRS 9870-465-SSP

MIFAB®	DESCRIPTION	PAGE NO.	ACO / Jay R. Smith
T100-PGC-3-FP-500	Stainless steel perforated grating, half meter long, Load Class C	13	466D 12655 Class C JRS 9870-465-SSP0.5
T100-PGC-HPP	Plastic slotted grating, half meter long, Load Class C	13	494D 99575 Class A JRS 9870-494-PADAB
T100-PGC-13-SD	Galvanized steel paverslot grating, one meter long, Load Class C	13	441/9835
T100-PGC-13-SD-500	Galvanized steel paverslot grating, half meter long, Load Class C	13	442/ 9835-.5
T100-PGC-3-SD	Stainless steel paverslot grating, one meter long, Load Class C	13	443 138045 Class C
T100-PGC-3-SD-500	Stainless steel paverslot grating, half meter long, Load Class C	13	444 138046 Class C
T100-PGE-4-ADA	Ductile iron bar grating, half meter long, Load Class E, longitudinal slotted	13	478Q 03314 Class E JRS 9870-478-ADA
T100-PGE-4	Ductile iron slotted grating, half meter long, Load Class E	13	461Q JRS 9870-461-M
T100-PGF-4	Ductile iron slotted grating, half meter long, Load Class F	13	S100K/ 96082
T1700-13	0.5% sloped bodies, 8" internal width with integral galvanized steel rail	16	K200/9896-G
T1700-3	0.5% sloped bodies, 8" internal width with integral stainless steel rail	16	KS200/9896-SS
T200-PGC-4	Ductile iron slotted grating, half meter long, Load Class C	17	660D 142177 Class C
T200-PGC-3-SM	Stainless steel mesh grating, one meter long, Load Class C	17	665D 138082 Class C
T200-PGC-3-SM-500	Stainless steel mesh grating, half meter long, Load Class C	17	666D 138083 Class C 9880-666-SSP
T200-PGE-4-ADA	Ductile iron, longitudinal grating, half meter long, Load Class E	17	678Q 138129 Class E JRS 9880-678-MADA
T200-PGE-4	Ductile iron slotted grating, half meter long, Load Class E	17	661Q 10351 Class E JRS 9880-661-M
T200-PGF-4	Ductile iron slotted grating, half meter long, Load Class F	17	S200K / 2449
T1800	12" internal width with integral ductile iron rail, Load Class F	20	S300K
T1800-13	0.5% sloped bodies, 12" internal width with integral galvanized steel rail	20	K300/9897
T1800-3	0.5% sloped bodies, 12" internal width with integral stainless steel rail	20	KS300/9897-SS
T300-PGC-13-GM	Galvanized steel mesh grating, meter long, Load Class C	21	805D 13819 Class C JRS 9890-805-GM

CALIFORNIA PROPOSITION 65 WARNING. This product contains chemicals known to the State of California to cause cancer and birth defects or other reproductive harm.



## MIFAB CATALOGS



**MPB-2025-04-USA**  
**SPECIFICATION DRAINAGE PRODUCTS**  
(LIT-067)



**CLPB-2025-04**  
**LIGHT COMMERCIAL PRODUCTS**  
(LIT-048)



**AD-2026-USA**  
**ACCESS DOORS**  
(LIT-043)



**BEECO-2026**  
**BACKFLOW PREVENTERS, AND ACCESSORIES**  
(LIT-071)



**NH-2025**  
**NO HUB COUPLINGS**  
(LIT-044)



**TDPC-2026**  
**POLYMER CONCRETE TRENCH DRAINS**  
(LIT-076)



**TD-2026**  
**GRP AND STEEL TRENCH DRAINS**  
(LIT-046)



**TDSD-2026**  
**SHOWER DRAINS**  
(LIT-077)



**TDSS-2026**  
**STAINLESS STEEL TRENCH DRAINS**  
(LIT-072)




**2020 ROOFGUARD CATALOG**  
**ROOFGUARD ROOF DROMES**  
(LIT-058)



**C-PORT-2026**  
**ROOFTOP RUBBER PIPE SUPPORTS**  
(LIT-047)



**DB-2026**  
**DIALYSIS BOXES**  
(LIT-070)



**2020 HYDROMAX CATALOG**  
**SIPHONIC ROOF DRAINAGE SYSTEMS**  
(LIT-082)



**INT-2026**  
**INTERCEPTORS & ACID NEUTRALIZATION TANKS**  
(LIT-095)



**TSP-2025**  
**TRAP SEAL PRIMERS**  
(LIT-062)



CALIFORNIA PROPOSITION 65 WARNING. This product contains chemicals known to the State of California to cause cancer and birth defects or other reproductive harm.

Visit [www.mifab.com](http://www.mifab.com) for the most recent product information. Design and dimensions are subject to modification. Prices do not include applicable taxes.

Toll Free: 1-800-465-2736, Fax: 1-773-341-3049  
sales@mifab.com Canada Toll Free: 1-800-387-3880


MIFAB®, Inc., 1321 West 119th Street, Chicago, Illinois 60643-5109, USA  
All sales subject to MIFAB's Terms and Warranties. Please refer to page 32.



**TDPC-2026**

# **POLYMER CONCRETE TRENCH DRAIN SYSTEMS CATALOG 2026**

**POLYMER CONCRETE  
TRENCH DRAIN PRODUCTS**



**4", 8", 12" INTERNAL WIDTHS - SHALLOW BODY - CATCH BASINS  
(6", 10" AND 14" OVERALL WIDTHS)**

**LIT-076**