







**TD-2025-04**

**GRP & STEEL**  
TRENCH DRAIN SYSTEMS  
**CATALOG**  
**2025**  
(April 17, 2025)














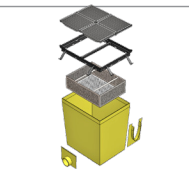
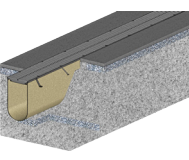
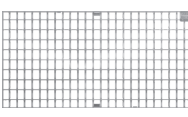
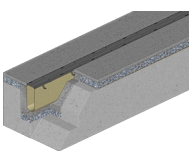

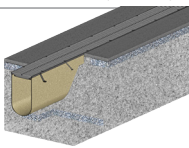
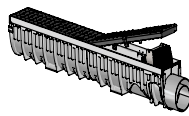
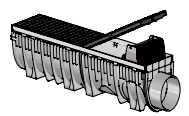
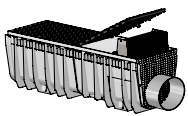












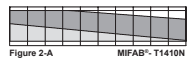
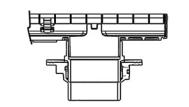
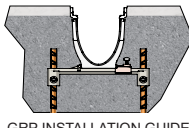

**GRP & STEEL TRENCH  
DRAIN PRODUCTS**



**2", 4", 8", 12" INTERNAL WIDTHS - SHALLOW CHANNELS - CATCH BASINS  
(3", 6", 10" AND 14" OVERALL WIDTHS)**

**LIT-046**

## PICTORIAL INDEX

|  |   |   |   |  |   |
|--|---|---|---|--|---|
|  <p>GLASS FIBER REINFORCED POLYESTER (GRP) FOR MAXIMUM FLEXIBILITY (PAGE 4)</p>   |  <p>GLASS FIBER REINFORCED POLYESTER (GRP) MATERIAL ADVANTAGES (PAGE 5)</p>          |  <p>CLIPFIX / PROFIX UNIVERSAL GRATES (PAGE 6)</p>   |  <p>CLIPFIX AND PROFIX UNIVERSAL GRATE FIXING MECHANISM (PAGE 7)</p>  |  <p>T1400-CB620-13 - GALVANIZED STEEL EDGE RAIL, T1400-CB620 - NO EDGE RAIL, T1400-CB620-3 - STAINLESS STEEL EDGE RAIL, T1400-CB620-4 - DUCTILE IRON FRAME (PAGE 13)</p>        |  <p>T1460 - NO EDGE RAIL, T1460-4 - DUCTILE IRON FRAME<br/>4" INTERNAL WIDTH, SHALLOW CHANNEL (PAGES 13, 44)</p> |
|  <p>T1400-13 - GALVANIZED STEEL EDGE RAIL, T1400 - NO EDGE RAIL, T1400-3 - STAINLESS STEEL EDGE RAIL, T1400-4 - DUCTILE IRON FRAME<br/>4" INTERNAL WIDTH CHANNELS (PAGE 14)</p> |  <p>T300 - NO EDGE, SHALLOW NO SLOPE CHANNELS - 4" INTERNAL WIDTH (PAGES 16, 17)</p> |  <p>T2000-CB620-13 - GALVANIZED STEEL EDGE RAIL, T2000-CB620 - NO EDGE RAIL, T2000-CB620-3 - STAINLESS STEEL EDGE RAIL, T2000-CB620-4 - DUCTILE IRON FRAME (PAGE 19)</p> |  <p>T2060 - NO EDGE RAIL, T2060-4 - DUCTILE IRON FRAME<br/>8" INTERNAL WIDTH, SHALLOW CHANNEL (PAGE 19)</p> |  <p>T2000-13 - GALVANIZED STEEL EDGE RAIL, T2000 - NO EDGE RAIL, T2000-3 - STAINLESS STEEL EDGE RAIL, T2000-4 - DUCTILE IRON FRAME<br/>8" INTERNAL WIDTH CHANNELS (PAGE 20)</p> |  <p>GRATES FOR T2000, T2060 8" INTERNAL WIDTH CHANNELS (PAGE 21)</p>   |
|  <p>T3000-13 - GALVANIZED STEEL EDGE RAIL, T3000 - NO EDGE RAIL, 12" INTERNAL WIDTH CHANNELS (PAGE 24)</p>   |  <p>T2000-CB2024 - FIBERGLASS CATCH BASIN (PAGE 24)</p>                             |  <p>T3100 - 12" INTERNAL WIDTH, PRESLOPED, FIBERGLASS CHANNELS (PAGE 26)</p>  |  <p>GRATES FOR T3000, T3100 12" INTERNAL WIDTH CHANNELS (PAGE 27)</p>                                      |  <p>T1600 - 4" INTERNAL WIDTH, PRESLOPED, FIBERGLASS HIGH CAPACITY CHANNELS (PAGE 28)</p>  |  <p>T2200 - 8" INTERNAL WIDTH, PRESLOPED, FIBERGLASS HIGH CAPACITY CHANNELS (PAGE 28)</p>                       |
|  <p>T3200 - 12" INTERNAL WIDTH, PRESLOPED, FIBERGLASS HIGH CAPACITY CHANNELS (PAGE 28)</p>  |  <p>T1400-LT - 4" INTERNAL WIDTH, GRP LINT TROUGH (PAGE 29)</p>                    |  <p>T2000-LT - 8" INTERNAL WIDTH, GRP LINT TROUGH (PAGE 29)</p>  |  <p>T3000-LT - 12" INTERNAL WIDTH, GRP LINT TROUGH (PAGE 29)</p>  |  <p>T1400-F - 4" INTERNAL WIDTH FRAME AND GRATE (PAGE 30)</p>   |  <p>T2000-F - 8" INTERNAL WIDTH FRAME AND GRATE (PAGE 30)</p>  |
|  <p>T3000-F - 12" INTERNAL WIDTH FRAME AND GRATE (PAGE 30)</p>  |  <p>T250 - 2" INTERNAL WIDTH (PAGE 31)</p>   |  <p>T1330 - 4" INTERNAL WIDTH STEEL CHANNELS (PAGE 32)</p>   |  <p>T1360 - 8" INTERNAL WIDTH STEEL CHANNELS (PAGE 34)</p>  |  <p>T5000-158 - 1 5/8" INTERNAL WIDTH ALUMINUM CHANNELS (PAGE 36)</p>   |  <p>T5000-300 - 3" INTERNAL WIDTH ALUMINUM CHANNELS (PAGE 37)</p>  |
|  <p>T4000-HDSC - UTILITY TRENCH SYSTEM (PAGE 38)</p>  |  <p>T2320-FL - 6" WIDE CAST IRON TRENCH SYSTEM (PAGE 39)</p>                       |  <p>T2350-FL - 12" WIDE CAST IRON TRENCH SYSTEM (PAGE 39)</p>  |  <p>ACCESSORIES (PAGES 40, 41)</p>  |  <p>NEUTRAL FLOW CALCULATIONS (PAGES 42, 43)</p>  |  <p>T1460N SHALLOW CHANNEL INSTALLATION DETAILS (PAGE 44)</p>  |
|  <p>GRP INSTALLATION GUIDE (PAGE 45)</p>  |  <p>PROJECT REFERENCES (PAGES 50-51)</p>   |   |   |  |   |

CALIFORNIA PROPOSITION 65 WARNING. This product contains chemicals known to the State of California to cause cancer and birth defects or other reproductive harm.

|   |        |
|---|--------|
| Glass Fiber Reinforced Polyester (GRP) for Maximum Flexibility .....  | 4      |
| GRP Material Advantage .....  | 5      |
| Clipfix and Profix Universal Grates .....   | 6      |
| Clipfix and Profix Universal Grate Fixing Mechanism and Channel / Grate Selection Guide .....                 | 7      |
| System Pricing (Per Foot) .....   | 8 - 11 |
| T1400 System Components and Features .....  | 12     |
| T1460 - 4" Internal Width - Shallow Channels, Catch Basins & T1400 Accessories .....                          | 13, 44 |
| T1400 - 4" Internal Width Channels .....  | 14     |
| Grates For T1400 & T1460 - 4" Internal Width Channels .....   | 15     |
| T300 - 4" Internal Width, Shallow Channels .....  | 16     |
| T300 - Grates for 4" Internal Width, Shallow Channels .....   | 17     |
| T2000 System Components and Features .....  | 18     |
| T2060 - 8" Internal Width - Shallow Channels, Catch Basins & T2000 Accessories .....                          | 19     |
| T2000 - 8" Internal Width Channels .....  | 20     |
| Grates for T2000 & T2060 - 8" Internal Width Channels .....   | 21     |
| T3000 System Components and Features .....  | 22     |
| T3000 Catch Basins - 12" Internal Width Channels & Accessories .....  | 23     |
| T3000 - 12" Internal Width Channels .....   | 24     |
| T2000-CB2024 - 20" x 24" Catch basin for T1400, T2000 and T3000 Channels .....                                | 24     |
| Grates for T3000 - 12" Internal Width Channels .....  | 25     |
| T3100 - 12" Internal Width, Presloped, Fiberglass Channels .....  | 26     |
| Grates for T3100 - 12" Internal Width Channels .....  | 27     |
| T1600 - 4" Internal Width, Presloped, Fiberglass High Capacity Channels .....                                 | 28     |
| T2200 - 8" Internal Width, Presloped, Fiberglass High Capacity Channels .....                                 | 28     |
| T3200 - 12" Internal Width, Presloped, Fiberglass High Capacity Channels .....                                | 28     |
| T1400-LT - 4" Internal Width, GRP Lint Trough .....   | 29     |
| T2000-LT - 8" Internal Width, GRP Lint Trough .....   | 29     |
| T3000-LT - 12" Internal Width, GRP Lint Trough .....  | 29     |
| T1400-F - 4" internal width, T2000-F, 8" internal width and T3000-F, 12" internal width Frame and Grate ..... | 30     |
| T250 - 2" Internal Width Channels and Grates .....  | 31     |
| T1330 - 4" Internal Width, Steel Channels .....   | 32     |
| T1330 - Grates for 4" Internal Width Channels .....   | 33     |
| T1360 - 8" Internal Width, Steel Channels .....   | 34     |
| T1360 - Grates for Internal Width Channels .....  | 35     |
| T5000-158 - 1 5/8" Internal Width, Aluminum Channels .....  | 36     |
| T5000-300 - 3" Internal Width, Aluminum Channels .....  | 37     |
| T4000-HDSC - Utility Trench System, various widths .....  | 38     |
| T2320-FL and T2350-FL - 6" and 12" Wide Cast Iron Trench Systems .....  | 39     |
| Accessories and Suspended Slab Installation Guide .....   | 40, 41 |
| T1400, T2000, T3000, T3100 Accessories .....  | 41     |
| Neutral Trench Drain Flow Rates Vs. Sloped Trench Drain Flow Rates .....                                      | 42, 43 |
| Installation Device for shallow T1460 and T2060N channels .....   | 44     |
| GRP Trench Drain Installation Guide .....   | 45     |
| Load Class and Transportation Definitions .....   | 46     |
| Chemical Resistance Chart .....   | 47     |
| Common Questions and Answers .....  | 48, 49 |
| Project References .....  | 50, 51 |
| Typical Trench Drain Sizing Considerations .....  | 52     |
| Cross Reference Guide .....   | 53     |
| Terms and Warranties .....  | 54     |

CALIFORNIA PROPOSITION 65 WARNING. This product contains chemicals known to the State of California to cause cancer and birth defects or other reproductive harm.

Visit [www.mifab.com](http://www.mifab.com) for the most recent product information. Design and dimensions are subject to modification. Prices do not include applicable taxes.

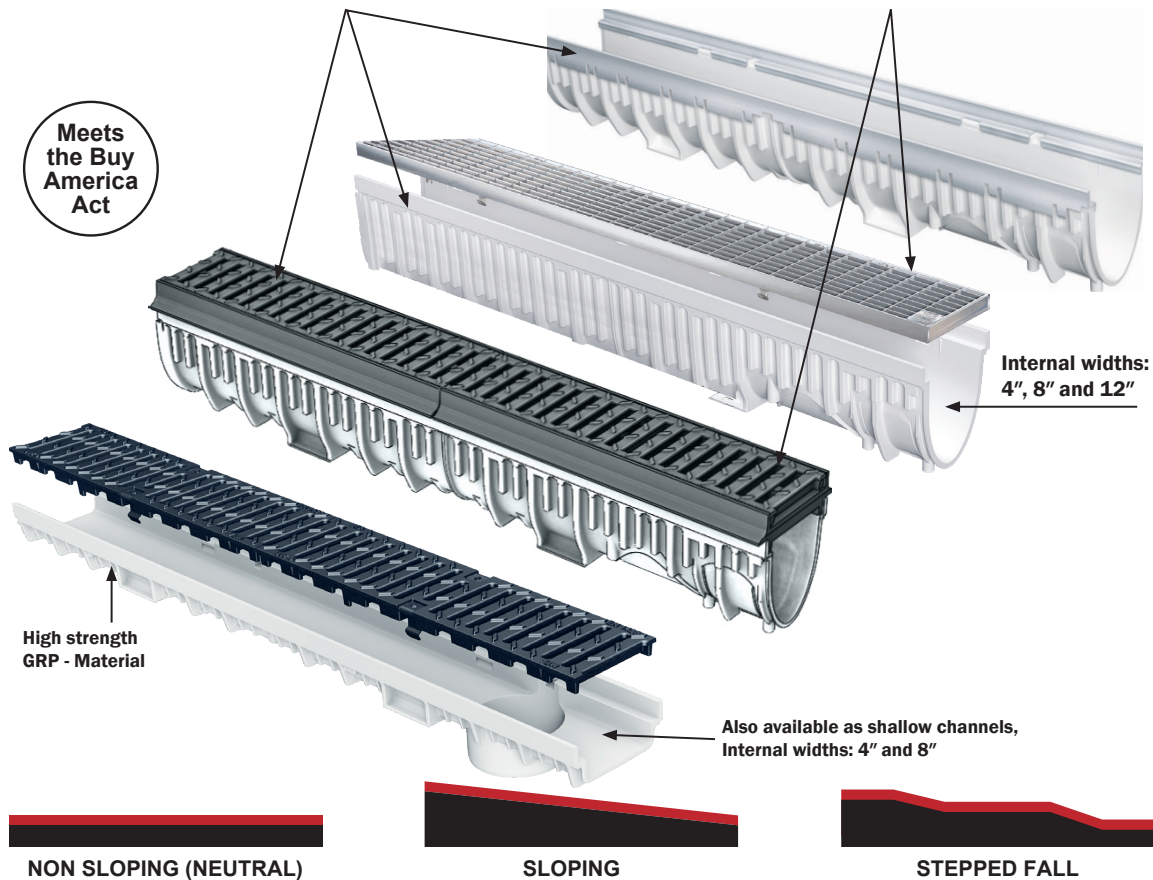
Toll Free: 1-800-465-2736, Fax: 1-773-341-3049  
sales@mifab.com Canada Toll Free: 1-800-387-3880

MIFAB®, Inc., 1321 West 119th Street, Chicago, Illinois 60643-5109, USA  
All sales subject to MIFAB®'s Terms and Warranties, please refer to page no. 54.

## GLASS FIBER REINFORCED POLYESTER (GRP) FOR MAXIMUM FLEXIBILITY

GRP channels with no edge rails, up to and including Load Class D 400 kN and also with 4mm thick galvanized and stainless steel edge rails, up to and including Load Class E 600 kN and ductile iron frame at a Load Class F 900 kN.

Grates are available in plastic, galvanized, stainless steel and ductile iron up to Load Class F 900 kN. Refer to the individual grate pages for specific load ratings by profile.



### The GRP channels are ideal for:

- Vehicle Maintenance
- Commercial Areas
- Docks and Ports
- Parking Lots and Garages
- Internal Applications
- Truck Stops
- Industrial and Logistics Areas
- Fire and Police Stations
- Car Dealerships
- All Hardscape Applications
- Gas Stations
- Schools

The GRP channels with no edge rails and 4mm edge rails made of galvanized and stainless steel have been designed for maximum stability and easy installation. Ductile iron frame is also available for 4" and 8" internal width GRP channels.

- ADA grates for handicapped accessible areas
- Heelproof grates for areas with high heels
- Ductile Iron slotted, longitudinal and decorative grates
- Perforated and mesh grates made of galvanized and stainless steel
- Slotted and longitudinal grates made of galvanized and stainless steel
- Slotted and longitudinal grates available in plastic



MIFAB's GRP channels are designed with a sealant groove in accordance with the EN 1433 Standard, Section 7.5 - Connecting Channel Elements. This Standard requires all channels to have the joint between channels to be designed in such a way that it can be permanently sealed. Sealant manufacturers recommend a 3/8" bead; which the MIFAB GRP conforms to.


CALIFORNIA PROPOSITION 65 WARNING. This product contains chemicals known to the State of California to cause cancer and birth defects or other reproductive harm.



## GLASS FIBER REINFORCED POLYESTER (GRP) FOR MATERIAL ADVANTAGE

MIFAB®'s GRP drainage channels using SMC (sheet molded compound manufacturing) technology offers the best price and performance for projects with grates up to Load Class F 900 kN. 4", 8" and 12" internal width channels are available with no edge rails up to and including Load Class D 400 kN and also with 4mm thick galvanized and stainless steel edge rails up to and including Load Class E 600 kN. Ductile iron frame GRP channels are also available for Load Class F 900 kN applications in 4" and 8" internal width channels.

- Drainage channels made of Glass Fiber Reinforced Polyester (GRP)
- Easy to install
- Load Class up to F 900 kN



### GRP - GLASS FIBER REINFORCED POLYESTER

The GRP from MIFAB® has outstanding physical and chemical properties. These make it an extremely reliable and versatile material in even the toughest conditions.

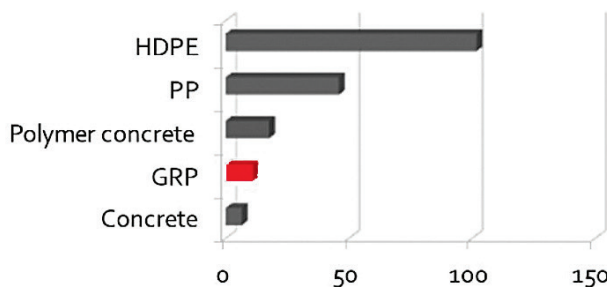
GRP channels are composed of glass fiber reinforced polyester. GRP channels are resistant to most chemicals and acids. A maximum working temperature (constant flow) of 212° Fahrenheit (100° C) and intermittent flow of 392° (200° C) is recommended. Typically, most other plastic materials (HDPE and PP) have a working temperature of 140° to 170° Fahrenheit. Polymer concrete has a maximum working temperature of 180° Fahrenheit. The minimum working temperature of GRP is minus 31° Fahrenheit. GRP channels can have asphalt installed around them with no negative effect on the channels.

### MATERIAL CONSIDERATIONS

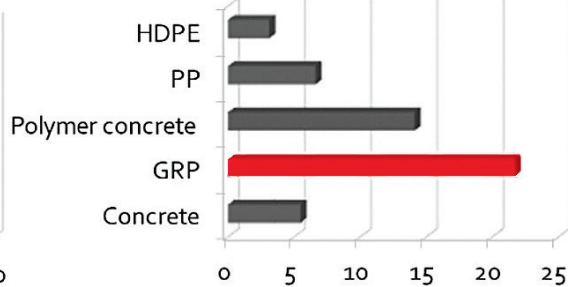
THESE SYSTEMS ARE EXPOSED TO: ELEMENTS  
EXTREME DYNAMIC LOADS  
CORROSIVE ENVIRONMENTS

A major advantage of GRP channels vs. HDPE and Polypropylene channels is that they will not warp or deform when exposed to the sun and temperature variances.

#### Thermal expansion material comparison at 68° F (20°C)



#### Compressive strength (1000 psi)



### Coefficient of expansion / contraction

The numbers on the chart represent the net value of the thermal coefficient at 20° C (68° F).

Excessive movement between the channel and concrete around the channel leads to debonding, resulting in undesirable stresses, water ingress and potential failure. 10<sup>-6</sup> IN/oF (0.000001 IN/oF).

GRP's thermal expansion is significantly less than that of HDPE and PP. Therefore, a GRP trench drain system will perform better than the industry standard HDPE and PP alternatives.












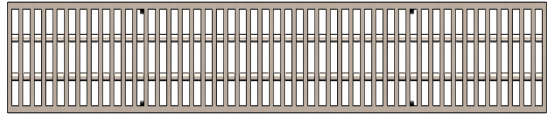
CALIFORNIA PROPOSITION 65 WARNING. This product contains chemicals known to the State of California to cause cancer and birth defects or other reproductive harm.

Visit [www.mifab.com](http://www.mifab.com) for the most recent product information. Design and dimensions are subject to modification. Prices do not include applicable taxes.

Toll Free: 1-800-465-2736, Fax: 1-773-341-3049  
sales@mifab.com Canada Toll Free: 1-800-387-3880

MIFAB®, Inc., 1321 West 119th Street, Chicago, Illinois 60643-5109, USA  
All sales subject to MIFAB®'s Terms and Warranties, please refer to page no. 54.


## CLIPFIX AND PROFIX UNIVERSAL GRATES

|   |  |
|---|--|
| <b>GALV. &amp; S.S. - SLOTTED</b><br><br><b>Load Class A,C, E</b><br><b>T300 (A only), T1400, T1460</b>      | <b>GALV. &amp; S.S. - PERFORATED</b><br><br><b>Load Class A, C</b><br><b>T300 (A only), T1400, T1460</b>       |
| <b>PLASTIC - LONGITUDINAL</b><br><br><b>Load Class A</b><br><b>T300, T1400, T1460</b>                        | <b>GALV. &amp; S.S. - MESH</b><br><br><b>Load Class A, C</b><br><b>T1400, T1460, T2000, T2060, T3000</b>       |
| <b>PLASTIC - SLOTTED</b><br><br><b>Load Class C</b><br><b>T1400, T1460</b>                                   | <b>GALV. &amp; S.S. - LONGITUDINAL</b><br><br><b>Load Class B</b><br><b>T1400, T1460, T2000, T2060</b>         |
| <b>DUCTILE IRON - SLOTTED</b><br><br><b>Load Class C, E, F</b><br><b>T1400, T1460, T2000, T2060, T3000</b> | <b>DUCTILE IRON - WAVE</b><br><br><b>Load Class C</b><br><b>T1400, T1460, T2000, T2060, T3000</b>            |
| <b>DUCTILE IRON - HEELPROOF</b><br><br><b>Load Class C, E</b><br><b>T1400, T1460, T2000, T2060, T3000</b>  | <b>DUCTILE IRON - LONGITUDINAL</b><br><br><b>Load Class E, F</b><br><b>T1400, T1460, T2000, T2060, T3000</b> |
| <b>DUCTILE IRON - BAVARIA</b><br><br><b>Load Class C</b><br><b>T1400, T1460, T2000, T2060</b>              | <b>STAINLESS STEEL - BAR</b><br><br><b>Load Class E</b><br><b>T1400, T2000, T3000</b>                        |


**MIFAB® offers a wide range of grates for GRP and steel channel systems that are not just functional, but also aesthetically pleasing.**

CALIFORNIA PROPOSITION 65 WARNING. This product contains chemicals known to the State of California to cause cancer and birth defects or other reproductive harm.

## CLIPFIX UNIVERSAL GRATE LOCKING DESIGN



The MIFAB® GRP channels have been designed and optimized for our universal CLIPFIX grate fixing mechanism with longitudinal shift protection. The advantage: a large choice of grates and a comprehensive product offering.




Thanks to the CLIPFIX system, the channel and grates offer an aesthetically pleasing solution when installed, because no locking devices or screws are visible.

Meets  
the Buy  
America  
Act

Longitudinal shift protection system to prevent grate movement under dynamic load.

Universal CLIPFIX grate fixing system: easy to install, aesthetically attractive, fit for purpose



## PROFIX UNIVERSAL GRATE LOCKING DESIGN

Meets  
the Buy  
America  
Act

Ductile iron frame accepts CLIPFIX, PROFIX and four bolt grates.

PROFIX locking bars

Frame sits into the seat recess of the channel.

Standard no edge T1400, T1460, T2000 and T2060 channels accept the ductile iron frame.

GRP channels are available with ductile iron frames and Load Class F 900 kN PROFIX grates in 4" and 8" internal widths.

## CHANNEL / GRATE SELECTION GUIDE

|   | CHANNEL EDGE RAIL MATERIAL                  | GRATES          |            |              |                         |         |
|---|---|-----------------|------------|--------------|-------------------------|---------|
|   |   | Stainless Steel | Galvanized | Ductile Iron | Galvanized Ductile Iron | Plastic |
| <b>Glass Reinforced Polyester (GRP)</b> | No Edge GRP Channels                        | X               | X          | X            | X                       | X       |
|   | Stainless Steel Integral Edge GRP Channels  | X               |            | X            |                         | X       |
|   | Galvanized Steel Integral Edge GRP Channels |                 | X          | X            | X                       | X       |
|   | Ductile Iron Integral Edge GRP Channels     |                 |            | X            | X                       |         |

CALIFORNIA PROPOSITION 65 WARNING. This product contains chemicals known to the State of California to cause cancer and birth defects or other reproductive harm.













Visit [www.mifab.com](http://www.mifab.com) for the most recent product information. Design and dimensions are subject to modification. Prices do not include applicable taxes.
















Toll Free: 1-800-465-2736, Fax: 1-773-341-3049  
sales@mifab.com Canada Toll Free: 1-800-387-3880
















MIFAB®, Inc., 1321 West 119th Street, Chicago, Illinois 60643-5109, USA  
All sales subject to MIFAB's Terms and Warranties, please refer to page no. 54.












## SYSTEM PRICING - CHANNELS AND GRATES (PER FOOT)

| T1400 - 4" Internal Width (No Edge Rails) |                  |                                  |  |                       |
|---|------------------|----------------------------------|--|-----------------------|
| GRATE LOAD CLASS                          | GRATE MATERIAL   | GRATE DESIGN                     | GRATE SUFFIX   | LIST PRICE (Per Foot) |
| A   | Galvanized Steel | Perforated                       | PGA-13-FP     | \$155.80              |
| A   | Galvanized Steel | Slotted                          | PGA-13-FS  | \$155.80              |
| A   | Stainless Steel  | Perforated                       | PGA-3-FP      | \$227.69              |
| A   | Stainless Steel  | Slotted                          | PGA-3-FS   | \$227.69              |
| A   | Stainless Steel  | Mesh                             | PGA-3-SM      | \$267.73              |
| A   | Black Plastic    | Longitudinal Slotted             | PGA-HPP-BLK   | \$179.64              |
| A   | Grey Plastic     | Longitudinal Slotted             | PGA-HPP-GRY   | \$179.64              |
| B   | Galvanized Steel | Longitudinal Slotted             | PGB-13-LS     | \$203.70              |
| B   | Stainless Steel  | Longitudinal, Anti slip          | PGB-3-WW      | \$573.48              |
| C   | Ductile Iron     | Slotted                          | PGC-4  | \$177.10              |
| C   | Ductile Iron     | Slotted, galvanized              | PGC-4-13   | \$186.08              |
| C   | Ductile Iron     | Heelproof Slotted                | PGC-4-HP      | \$210.20              |
| C   | Ductile Iron     | Longitudinal Slotted             | PGC-4-ADA     | \$210.20              |
| C   | Ductile Iron     | Longitudinal Slotted, galvanized | PGC-4-ADA-13  | \$227.45              |
| C   | Ductile Iron     | WAVE                             | PGC-4-WVY  | \$210.39              |
| C   | Ductile Iron     | Bavaria                          | PGC-4-BG   | \$210.39              |
| C   | Galvanized Steel | Mesh                             | PGC-13-GM     | \$246.33              |
| C   | Galvanized Steel | Perforated                       | PGC-13-FP     | \$242.34              |
| C   | Galvanized Steel | Slotted                          | PGC-13-FS  | \$242.34              |
| C   | Galvanized Steel | Paverslot                        | PGC-13-SD     | \$235.86              |
| C   | Black Plastic    | Heelproof Slotted                | PGC-HPP       | \$211.28              |
| C   | Ductile Iron     | Solid Cover                      | SCC-4         | \$210.39              |
| C   | Stainless Steel  | Slotted                          | PGC-3-FS   | \$344.84              |
| C   | Stainless Steel  | Perforated                       | PGC-3-FP      | \$344.84              |
| C   | Stainless Steel  | Mesh                             | PGC-3-SM     | \$470.70              |
| C   | Stainless Steel  | Paverslot                        | PGC-3-SD    | \$313.95              |

| T1400-13 - 4" Internal Width (Galvanized Steel Integral Edge Rails) |                  |                                  |  |                       |
|---|------------------|----------------------------------|--|-----------------------|
| GRATE LOAD CLASS  | GRATE MATERIAL   | GRATE DESIGN                     | GRATE SUFFIX   | LIST PRICE (Per Foot) |
| A   | Galvanized Steel | Perforated                       | PGA-13-FP     | \$221.04              |
| A   | Galvanized Steel | Slotted                          | PGA-13-FS  | \$221.04              |
| A   | Black Plastic    | Longitudinal Slotted             | PGA-HPP-BLK   | \$244.88              |
| A   | Grey Plastic     | Longitudinal Slotted             | PGA-HPP-GRY   | \$244.88              |
| B   | Galvanized Steel | Longitudinal Slotted             | PGB-13-LS     | \$268.94              |
| C   | Ductile Iron     | Slotted                          | PGC-4  | \$242.34              |
| C   | Ductile Iron     | Slotted, galvanized              | PGC-4-13   | \$251.32              |
| C   | Ductile Iron     | Heelproof Slotted                | PGC-4-HP      | \$275.44              |
| C   | Ductile Iron     | Longitudinal Slotted             | PGC-4-ADA     | \$275.44              |
| C   | Ductile Iron     | Longitudinal Slotted, galvanized | PGC-4-ADA-13  | \$292.69              |
| C   | Ductile Iron     | WAVE                             | PGC-4-WVY  | \$275.63              |
| C   | Ductile Iron     | Bavaria                          | PGC-4-BG   | \$275.63              |
| C   | Galvanized Steel | Mesh                             | PGC-13-GM     | \$311.57              |
| C   | Galvanized Steel | Perforated                       | PGC-13-FP     | \$307.58              |
| C   | Galvanized Steel | Slotted                          | PGC-13-FS  | \$307.58              |
| C   | Galvanized Steel | Paverslot                        | PGC-13-SD     | \$301.10              |
| C   | Black Plastic    | Heelproof Slotted                | PGC-HPP       | \$276.52              |
| C   | Ductile Iron     | Solid Cover                      | SCC-4         | \$275.63              |
| E   | Ductile Iron     | Heelproof Slotted                | PGE-4-HP      | \$310.24              |
| E   | Ductile Iron     | Longitudinal Slotted             | PGE-4-ADA     | \$310.24              |
| E   | Ductile Iron     | Longitudinal Slotted, galvanized | PGE-4-ADA-13  | \$362.15              |
| E   | Ductile Iron     | Slotted                          | PGE-4  | \$264.98              |
| E   | Ductile Iron     | Slotted, galvanized              | PGE-4-13   | \$280.94              |
| E   | Galvanized Steel | Slotted                          | PGE-13-FS  | \$315.92              |

| T1400-3 - 4" Internal Width (Stainless Steel Integral Edge Rails) |                 |                                  |  |                       |
|---|-----------------|----------------------------------|--|-----------------------|
| GRATE LOAD CLASS  | GRATE MATERIAL  | GRATE DESIGN                     | GRATE SUFFIX   | LIST PRICE (Per Foot) |
| A   | Stainless Steel | Perforated                       | PGA-3-FP      | \$318.47              |
| A   | Stainless Steel | Slotted                          | PGA-3-FS   | \$318.47              |
| A   | Stainless Steel | Mesh                             | PGA-3-SM      | \$358.51              |
| A   | Black Plastic   | Longitudinal Slotted             | PGA-HPP-BLK   | \$270.42              |
| A   | Grey Plastic    | Longitudinal Slotted             | PGA-HPP-GRY   | \$270.42              |
| B   | Stainless Steel | Longitudinal, Anti Slip          | PGB-3-WW      | \$664.26              |
| C   | Ductile Iron    | Slotted                          | PGC-4  | \$267.88              |
| C   | Ductile Iron    | Slotted, galvanized              | PGC-4-13   | \$276.86              |
| C   | Ductile Iron    | Heelproof Slotted                | PGC-4-HP      | \$300.98              |
| C   | Ductile Iron    | Longitudinal Slotted             | PGC-4-ADA     | \$300.98              |
| C   | Ductile Iron    | Longitudinal Slotted, galvanized | PGC-4-ADA-13  | \$318.23              |
| C   | Ductile Iron    | WAVE                             | PGC-4-WVY  | \$301.17              |
| C   | Ductile Iron    | Bavaria                          | PGC-4-BG   | \$301.17              |
| C   | Black Plastic   | Heelproof Slotted                | PGC-HPP       | \$302.06              |
| C   | Ductile Iron    | Solid Cover                      | SCC-4         | \$301.17              |
| C   | Stainless Steel | Slotted                          | PGC-3-FS   | \$435.62              |
| C   | Stainless Steel | Perforated                       | PGC-3-FP      | \$435.62              |
| C   | Stainless Steel | Mesh                             | PGC-3-SM      | \$561.48              |
| C   | Stainless Steel | Paverslot                        | PGC-3-SD      | \$404.73              |
| E   | Stainless Steel | Bar                              | PGE-3-SBG  | \$579.04              |
| E   | Ductile Iron    | Heelproof Slotted                | PGE-4-HP      | \$335.78              |
| E   | Ductile Iron    | Longitudinal Slotted             | PGE-4-ADA     | \$335.78              |
| E   | Ductile Iron    | Slotted                          | PGE-4  | \$290.52              |
| E   | Stainless Steel | Slotted                          | PGE-3-FS   | \$504.89              |

| T1400-4 - 4" Internal Width (Ductile Iron Frames) |                |                                  |   |                       |
|---|----------------|----------------------------------|---|-----------------------|
| GRATE LOAD CLASS                                  | GRATE MATERIAL | GRATE DESIGN                     | GRATE SUFFIX  | LIST PRICE (Per Foot) |
| F   | Ductile Iron   | Slotted                          | PGF-4-PX  | \$288.42              |
| F   | Ductile Iron   | Slotted, galvanized              | PGF-4-PX-13   | \$311.25              |
| F   | Ductile Iron   | Slotted, 4 bolt                  | PGF-4-B   | \$288.42              |
| F   | Ductile Iron   | Slotted, 4 bolt, galvanized      | PGF-4-B-13  | \$311.25              |
| F   | Ductile Iron   | Longitudinal Slotted             | PGF-4-ADA-PX     | \$346.76              |
| F   | Ductile Iron   | Longitudinal Slotted, galvanized | PGF-4-ADA-PX-13  | \$387.00              |

| T300 - 4" Internal Width - Residential (No Edge Rails) |                  |                         |   |                       |
|--|------------------|-------------------------|---|-----------------------|
| GRATE LOAD CLASS                                       | GRATE MATERIAL   | GRATE DESIGN            | GRATE SUFFIX  | LIST PRICE (Per Foot) |
| A  | Galvanized Steel | Perforated              | PGA-13-FP    | \$136.13              |
| A  | Galvanized Steel | Slotted                 | PGA-13-FS   | \$136.13              |
| A  | Stainless Steel  | Perforated              | PGA-3-FP     | \$208.02              |
| A  | Stainless Steel  | Slotted                 | PGA-3-FS  | \$208.02              |
| A  | Stainless Steel  | Mesh                    | PGA-3-SM     | \$248.06              |
| A  | Black Plastic    | Longitudinal Slotted    | PGA-HPP-BLK  | \$159.97              |
| A  | Grey Plastic     | Longitudinal Slotted    | PGA-HPP-GRY  | \$159.97              |
| B  | Galvanized Steel | Longitudinal Slotted    | PGB-13-LS    | \$184.03              |
| B  | Stainless Steel  | Longitudinal, Anti slip | PGB-3-WW     | \$553.81              |
| B  | Ductile Iron     | Slotted                 | PGB-4   | \$157.43              |

|                        |  |                 |
|------------------------|--|-----------------|
| <b>Cutting Charges</b> | T1400, T1400-3, T1400-4, T1400-13 - Cutting / per cut - (including bodies and grates - but does not include bonding of channel bodies) | <b>\$257.75</b> |
|------------------------|--|-----------------|

**NOTE: Lockdowns** The CLIPFIX locking clips are included with all of the above Class A - E grates.

The PROFIX and 4 bolt assemblies are included with all of the above Class F grates.

45s, 90s, catch basins, outlets, end caps and installation devices are priced separately and not included in the above System Pricing. (See Page 13)










 See page 12 for explanation of ADA compliant grates




 See page 12 for explanation of Heelproof compliant grates







CALIFORNIA PROPOSITION 65 WARNING. This product contains chemicals known to the State of California to cause cancer and birth defects or other reproductive harm.



















**SYSTEM PRICING - CHANNELS AND GRATES (PER FOOT)**

| <b>T2000 - 8" Internal Width</b><br>No Edge Rails |                  |                         |   |                       |
|---|------------------|-------------------------|---|-----------------------|
| GRATE LOAD CLASS                                  | GRATE MATERIAL   | GRATE DESIGN            | GRATE SUFFIX  | LIST PRICE (Per Foot) |
| A   | Galvanized Steel | Mesh                    | PGA-13-GM  | \$343.93              |
| A   | Stainless Steel  | Mesh                    | PGA-3-SM   | \$936.07              |
| B   | Galvanized Steel | Longitudinal Slotted    | PGB-13-LS  | \$359.89              |
| B   | Stainless Steel  | Longitudinal, Anti slip | PGB-3-WW   | \$936.07              |
| C   | Ductile Iron     | Slotted                 | PGC-4   | \$302.40              |
| C   | Ductile Iron     | Heelproof Slotted       | PGC-4-HP   | \$384.92              |
| C   | Ductile Iron     | WAVE                    | PGC-4-WVY   | \$384.92              |
| C   | Ductile Iron     | Bavaria                 | PGC-4-BG  | \$384.92              |
| C   | Galvanized Steel | Mesh                    | PGC-13-GM  | \$486.03              |
| C   | Galvanized Steel | Paverslot               | PGC-13-SD  | \$359.42              |
| C   | Stainless Steel  | Mesh                    | PGC-3-SM   | \$1,100.69            |
| C   | Stainless Steel  | Paverslot               | PGC-3-SD   | \$518.77              |

| <b>T2000-4 - 8" Internal Width</b><br>Ductile Iron Frames |                |                                  |   |                       |
|---|----------------|----------------------------------|---|-----------------------|
| GRATE LOAD CLASS  | GRATE MATERIAL | GRATE DESIGN                     | GRATE SUFFIX  | LIST PRICE (Per Foot) |
| D   | Ductile Iron   | Solid Cover                      | SCD-4-PX           | \$477.13              |
| F   | Ductile Iron   | Slotted                          | PGF-4-PX  | \$527.67              |
| F   | Ductile Iron   | Slotted, galvanized              | PGF-4-PX-13   | \$589.51              |
| F   | Ductile Iron   | Slotted, 4 bolt                  | PGF-4-B   | \$527.67              |
| F   | Ductile Iron   | Slotted, 4 bolt, galvanized      | PGF-4-B-13  | \$589.51              |
| F   | Ductile Iron   | Longitudinal Slotted             | PGF-4-ADA-PX     | \$601.11              |
| F   | Ductile Iron   | Longitudinal Slotted, galvanized | PGF-4-ADA-PX-13  | \$686.15              |

| <b>T3100 - 12" Internal Width</b><br>Galvanized Steel Integral Edge Rails |                  |                                  |  |                       |
|---|------------------|----------------------------------|--|-----------------------|
| GRATE LOAD CLASS  | GRATE MATERIAL   | GRATE DESIGN                     | GRATE SUFFIX   | LIST PRICE (Per Foot) |
| C   | Galvanized Steel | Mesh                             | PGC-13-GM     | \$898.81              |
| C   | Ductile Iron     | Slotted                          | PGC-4  | \$464.64              |
| C   | Ductile Iron     | Heelproof Slotted                | PGC-4-HP      | \$532.55              |
| C   | Ductile Iron     | WAVE                             | PGC-4-WVY  | \$678.67              |
| E   | Ductile Iron     | Slotted                          | PGE-4  | \$551.23              |
| E   | Ductile Iron     | Slotted, galvanized              | PGE-4-13   | \$591.43              |
| E   | Ductile Iron     | Heelproof Slotted                | PGE-4-HP      | \$649.58              |
| E   | Ductile Iron     | Longitudinal Slotted             | PGE-4-ADA     | \$649.58              |
| E   | Ductile Iron     | Longitudinal Slotted, galvanized | PGE-4-ADA-13  | \$707.39              |
| E   | Ductile Iron     | Solid Cover                      | SCE-4         | \$647.43              |
| F   | Ductile Iron     | Slotted, 4 bolt                  | PGF-4-B  | \$595.11              |
| F   | Ductile Iron     | Slotted, 4 bolt, galvanized      | PGF-4-B-13   | \$679.79              |

| <b>T2000-13 - 8" Internal Width</b><br>Galvanized Steel Integral Edge Rails |                  |                                  |  |                       |
|---|------------------|----------------------------------|--|-----------------------|
| GRATE LOAD CLASS  | GRATE MATERIAL   | GRATE DESIGN                     | GRATE SUFFIX   | LIST PRICE (Per Foot) |
| A   | Galvanized Steel | Mesh                             | PGA-13-GM     | \$415.81              |
| B   | Galvanized Steel | Longitudinal Slotted             | PGB-13-LS     | \$431.77              |
| C   | Ductile Iron     | Slotted                          | PGC-4  | \$374.28              |
| C   | Ductile Iron     | Heelproof Slotted                | PGC-4-HP      | \$456.80              |
| C   | Ductile Iron     | WAVE                             | PGC-4-WVY  | \$456.80              |
| C   | Ductile Iron     | Bavaria                          | PGC-4-BG   | \$456.80              |
| C   | Galvanized Steel | Mesh                             | PGC-13-GM     | \$557.91              |
| C   | Galvanized Steel | Paverslot                        | PGC-13-SD     | \$431.30              |
| D   | Ductile Iron     | Solid Cover                      | SCD-4-PX      | \$390.62              |
| E   | Ductile Iron     | Slotted                          | PGE-4  | \$434.20              |
| E   | Ductile Iron     | Slotted, galvanized              | PGE-4-13   | \$498.09              |
| E   | Ductile Iron     | Heelproof Slotted                | PGE-4-HP      | \$498.09              |
| E   | Ductile Iron     | Longitudinal Slotted             | PGE-4-ADA     | \$498.09              |
| E   | Ductile Iron     | Longitudinal Slotted, galvanized | PGE-4-ADA-13  | \$637.86              |

| <b>T2000-3 - 8" Internal Width</b><br>Stainless Steel Integral Edge Rails |                 |                         |   |                       |
|---|-----------------|-------------------------|---|-----------------------|
| GRATE LOAD CLASS  | GRATE MATERIAL  | GRATE DESIGN            | GRATE SUFFIX  | LIST PRICE (Per Foot) |
| A   | Stainless Steel | Mesh                    | PGA-3-SM   | \$1,377.84            |
| B   | Stainless Steel | Longitudinal, Anti slip | PGB-3-WW   | \$1,377.84            |
| C   | Ductile Iron    | Slotted                 | PGC-4   | \$744.17              |
| C   | Ductile Iron    | Heelproof Slotted       | PGC-4-HP   | \$826.69              |
| C   | Ductile Iron    | WAVE                    | PGC-4-WVY   | \$826.69              |
| C   | Ductile Iron    | Bavaria                 | PGC-4-BG  | \$826.69              |
| C   | Stainless Steel | Mesh                    | PGC-3-SM   | \$1,542.46            |
| C   | Stainless Steel | Paverslot               | PGC-3-SD   | \$960.54              |
| E   | Stainless Steel | Bar                     | PGE-3-SBG   | \$1,536.81            |
| E   | Ductile Iron    | Slotted                 | PGE-4   | \$804.09              |
| E   | Ductile Iron    | Heelproof Slotted       | PGE-4-HP   | \$867.98              |
| E   | Ductile Iron    | Longitudinal Slotted    | PGE-4-ADA  | \$867.98              |


**NOTE: Lockdowns** The CLIPFIX locking clips are included with all of the above Class A - E grates.

The PROFIX and 4 bolt assemblies are included with all of the above Class F grates.

45s, 90s, catch basins, outlets, end caps and installation devices are priced separately and not included in the above System Pricing. (See Page 19)

|                        |  |                 |
|------------------------|--|-----------------|
| <b>Cutting Charges</b> | T2000, T2000-3, T2000-4, T2000-13 - Cutting / per cut - (including bodies and grates - but does not include bonding of channel bodies) | <b>\$317.50</b> |
|------------------------|--|-----------------|

 See page 12 for explanation of ADA compliant grates

 See page 12 for explanation of Heelproof compliant grates



















CALIFORNIA PROPOSITION 65 WARNING. This product contains chemicals known to the State of California to cause cancer and birth defects or other reproductive harm.



Visit [www.mifab.com](http://www.mifab.com) for the most recent product information. Design and dimensions are subject to modification. Prices do not include applicable taxes.

Toll Free: 1-800-465-2736, Fax: 1-773-341-3049  
sales@mifab.com Canada Toll Free: 1-800-387-3880

MIFAB®, Inc., 1321 West 119th Street, Chicago, Illinois 60643-5109, USA  
All sales subject to MIFAB's Terms and Warranties, please refer to page no. 54.

## SYSTEM PRICING - CHANNELS AND GRATES (PER FOOT)










| T1460 - 4" Internal Width, 55MM Deep<br>No Edge Rails |                  |                                  |  |                       |
|---|------------------|----------------------------------|--|-----------------------|
| GRATE LOAD CLASS                                      | GRATE MATERIAL   | GRATE DESIGN                     | GRATE SUFFIX   | LIST PRICE (Per Foot) |
| A   | Galvanized Steel | Perforated                       | PGA-13-FP     | \$136.13              |
| A   | Galvanized Steel | Slotted                          | PGA-13-FS  | \$136.13              |
| A   | Stainless Steel  | Perforated                       | PGA-3-FP      | \$208.02              |
| A   | Stainless Steel  | Slotted                          | PGA-3-FS   | \$208.02              |
| A   | Stainless Steel  | Mesh                             | PGA-3-SM      | \$248.06              |
| A   | Black Plastic    | Longitudinal Slotted             | PGA-HPP-BLK   | \$159.97              |
| A   | Grey Plastic     | Longitudinal Slotted             | PGA-HPP-GRY   | \$159.97              |
| B   | Galvanized Steel | Longitudinal Slotted             | PGB-13-LS     | \$184.03              |
| B   | Stainless Steel  | Longitudinal, Anti slip          | PGB-3-WW      | \$553.81              |
| C   | Ductile Iron     | Slotted                          | PGC-4  | \$157.43              |
| C   | Ductile Iron     | Slotted, galvanized              | PGC-4-13   | \$166.41              |
| C   | Ductile Iron     | Heelproof Slotted                | PGC-4-HP      | \$190.53              |
| C   | Ductile Iron     | Longitudinal Slotted             | PGC-4-ADA     | \$190.53              |
| C   | Ductile Iron     | Longitudinal Slotted, galvanized | PGC-4-ADA-13  | \$207.78              |
| C   | Ductile Iron     | WAVE                             | PGC-4-WVY  | \$190.72              |
| C   | Ductile Iron     | Bavaria                          | PGC-4-BG   | \$190.72              |
| C   | Galvanized Steel | Mesh                             | PGC-13-GM    | \$226.66              |
| C   | Galvanized Steel | Perforated                       | PGC-13-FP   | \$222.67              |
| C   | Galvanized Steel | Slotted                          | PGC-13-FS  | \$222.67              |
| C   | Galvanized Steel | Paverslot                        | PGC-13-SD   | \$216.19              |
| C   | Black Plastic    | Heelproof Slotted                | PGC-HPP     | \$191.61              |
| C   | Ductile Iron     | Solid Cover                      | SCC-4       | \$190.72              |
| C   | Stainless Steel  | Slotted                          | PGC-3-FS   | \$325.17              |
| C   | Stainless Steel  | Perforated                       | PGC-3-FP    | \$325.17              |
| C   | Stainless Steel  | Mesh                             | PGC-3-SM    | \$451.03              |
| C   | Stainless Steel  | Paverslot                        | PGC-3-SD    | \$294.28              |



| T1460-4 - 4" Internal Width, 55MM Deep<br>Ductile Iron Frames |                |                                  |   |                       |
|---|----------------|----------------------------------|---|-----------------------|
| GRATE LOAD CLASS  | GRATE MATERIAL | GRATE DESIGN                     | GRATE SUFFIX  | LIST PRICE (Per Foot) |
| F   | Ductile Iron   | Slotted                          | PGF-4-PX  | \$268.99              |
| F   | Ductile Iron   | Slotted, galvanized              | PGF-4-PX-13   | \$291.82              |
| F   | Ductile Iron   | Slotted, 4 bolt                  | PGF-4-B   | \$268.99              |
| F   | Ductile Iron   | Slotted, 4 bolt, galvanized      | PGF-4-B-13  | \$291.82              |
| F   | Ductile Iron   | Longitudinal slotted             | PGF-4-ADA-PX     | \$327.33              |
| F   | Ductile Iron   | Longitudinal slotted, galvanized | PGF-4-ADA-PX-13  | \$367.57              |




**NOTE:** Lockdowns The CLIPFIX locking clips are included with all of the above Class A - E grates.







The PROFIX and 4 bolt assemblies are included with all of the above Class F grates.

**45s, 90s, catch basins, outlets, end caps and installation devices are priced separately & not included in the above System Pricing. (See Pages 13, 19 & 23)**

| T2060 - 8" Internal Width, 100MM Deep<br>No Edge Rails |                  |                         |   |                       |
|--|------------------|-------------------------|---|-----------------------|
| GRATE LOAD CLASS                                       | GRATE MATERIAL   | GRATE DESIGN            | GRATE SUFFIX  | LIST PRICE (Per Foot) |
| A  | Galvanized Steel | Mesh                    | PGA-13-GM  | \$328.46              |
| A  | Stainless Steel  | Mesh                    | PGA-3-SM   | \$920.60              |
| B  | Galvanized Steel | Longitudinal Slotted    | PGB-13-LS  | \$344.42              |
| B  | Stainless Steel  | Longitudinal, Anti slip | PGB-3-WW   | \$920.60              |
| C  | Ductile Iron     | Slotted                 | PGC-4   | \$286.93              |
| C  | Ductile Iron     | Heelproof Slotted       | PGC-4-HP   | \$369.45              |
| C  | Ductile Iron     | WAVE                    | PGC-4-WVY   | \$369.45              |
| C  | Ductile Iron     | Bavaria                 | PGC-4-BG  | \$369.45              |
| C  | Galvanized Steel | Mesh                    | PGC-13-GM  | \$470.56              |
| C  | Galvanized Steel | Paverslot               | PGC-13-SD  | \$343.95              |
| C  | Stainless Steel  | Mesh                    | PGC-3-SM   | \$1,085.22            |
| C  | Stainless Steel  | Paverslot               | PGC-3-SD   | \$503.30              |

| T2060-4 - 8" Internal Width, 100MM Deep<br>Ductile Iron Frames |                |                                  |  |                       |
|--|----------------|----------------------------------|--|-----------------------|
| GRATE LOAD CLASS   | GRATE MATERIAL | GRATE DESIGN                     | GRATE SUFFIX   | LIST PRICE (Per Foot) |
| F  | Ductile Iron   | Slotted                          | PGF-4-PX   | \$512.50              |
| F  | Ductile Iron   | Slotted, galvanized              | PGF-4-PX-13  | \$574.34              |
| F  | Ductile Iron   | Slotted, 4 bolt                  | PGF-4-B  | \$512.50              |
| F  | Ductile Iron   | Slotted, 4 bolt, galvanized      | PGF-4-B-13   | \$574.34              |
| F  | Ductile Iron   | Longitudinal slotted             | PGF-4-ADA-PX      | \$585.94              |
| F  | Ductile Iron   | Longitudinal slotted, galvanized | PGF-4-ADA-PX-13  | \$670.98              |

| T3000 - 12" Internal Width<br>No Edge Rails |                  |                   |   |                       |
|---|------------------|-------------------|---|-----------------------|
| GRATE LOAD CLASS                            | GRATE MATERIAL   | GRATE DESIGN      | GRATE SUFFIX  | LIST PRICE (Per Foot) |
| C   | Galvanized Steel | Mesh              | PGC-13-GM  | \$809.05              |
| C   | Stainless Steel  | Mesh              | PGC-3-SM   | \$1,409.74            |
| C   | Ductile Iron     | Slotted           | PGC-4   | \$374.88              |
| C   | Ductile Iron     | Heelproof Slotted | PGC-4-HP   | \$442.79              |
| C   | Ductile Iron     | WAVE              | PGC-4-WVY   | \$588.91              |

| T3000-13 - 12" Internal Width<br>Galvanized Steel Integral Edge Rails |                  |                                  |  |                       |
|---|------------------|----------------------------------|--|-----------------------|
| GRATE LOAD CLASS  | GRATE MATERIAL   | GRATE DESIGN                     | GRATE SUFFIX   | LIST PRICE (Per Foot) |
| C   | Galvanized Steel | Mesh                             | PGC-13-GM     | \$898.69              |
| C   | Ductile Iron     | Slotted                          | PGC-4  | \$464.52              |
| C   | Ductile Iron     | Heelproof Slotted                | PGC-4-HP      | \$532.43              |
| C   | Ductile Iron     | WAVE                             | PGC-4-WVY  | \$678.55              |
| E   | Ductile Iron     | Slotted                          | PGE-4  | \$551.11              |
| E   | Ductile Iron     | Slotted, galvanized              | PGE-4-13   | \$591.31              |
| E   | Ductile Iron     | Heelproof Slotted                | PGE-4-HP      | \$649.46              |
| E   | Ductile Iron     | Longitudinal Slotted             | PGE-4-ADA     | \$649.46              |
| E   | Ductile Iron     | Longitudinal Slotted, galvanized | PGE-4-ADA-13  | \$707.27              |
| E   | Ductile Iron     | Solid Cover                      | SCE-4         | \$647.31              |

|                        |  |                 |
|------------------------|--|-----------------|
| <b>Cutting Charges</b> | T1460 - Cutting / per cut - (including bodies and grates - but does not include bonding of channel bodies)           | <b>\$241.50</b> |
| <b>Cutting Charges</b> | T2060 - Cutting / per cut - (including bodies and grate - but does not include bonding of channel bodies)            | <b>\$304.75</b> |
| <b>Cutting Charges</b> | T3000, T3000-13 - Cutting / per cut - (including bodies and grates - but does not include bonding of channel bodies) | <b>\$412.75</b> |



See page 12 for explanation of ADA compliant grates



See page 12 for explanation of Heelproof compliant grates

CALIFORNIA PROPOSITION 65 WARNING. This product contains chemicals known to the State of California to cause cancer and birth defects or other reproductive harm.

## SYSTEM PRICING - CHANNELS AND GRATES (PER FOOT)

| T1330 - 4" Internal Width (Steel channel with grate) |                  |                                  |              |                       |
|--|------------------|----------------------------------|--------------|-----------------------|
| GRATE LOAD CLASS                                     | GRATE MATERIAL   | GRATE DESIGN                     | GRATE SUFFIX | LIST PRICE (Per Foot) |
| A  | Galvanized Steel | Perforated                       | PGA-13-FP    | \$473.94              |
| A  | Galvanized Steel | Slotted                          | PGA-13-FS    | \$473.94              |
| A  | Stainless Steel  | Perforated                       | PGA-3-FP     | \$545.83              |
| A  | Stainless Steel  | Slotted                          | PGA-3-FS     | \$545.83              |
| A  | Stainless Steel  | Mesh                             | PGA-3-SM     | \$585.87              |
| A  | Black Plastic    | Longitudinal Slotted             | PGA-HPP-BLK  | \$497.78              |
| A  | Grey Plastic     | Longitudinal Slotted             | PGA-HPP-GRY  | \$497.78              |
| B  | Galvanized Steel | Longitudinal Slotted             | PGB-13-LS    | \$521.84              |
| B  | Stainless Steel  | Longitudinal, Anti slip          | PGB-3-WW     | \$891.62              |
| C  | Ductile Iron     | Slotted                          | PGC-4        | \$495.24              |
| C  | Ductile Iron     | Slotted, galvanized              | PGC-4-13     | \$504.22              |
| C  | Ductile Iron     | Heelproof Slotted                | PGC-4-HP     | \$528.34              |
| C  | Ductile Iron     | Longitudinal Slotted             | PGC-4-ADA    | \$528.34              |
| C  | Ductile Iron     | Longitudinal Slotted, galvanized | PGC-4-ADA-13 | \$545.59              |
| C  | Ductile Iron     | Wave                             | PGC-4-WVY    | \$528.53              |
| C  | Ductile Iron     | Bavaria                          | PGC-4-BG     | \$528.53              |
| C  | Ductile Iron     | Solid Cover                      | SCC-4        | \$528.53              |
| C  | Galvanized Steel | Mesh                             | PGC-13-GM    | \$564.47              |
| C  | Galvanized Steel | Perforated                       | PGC-13-FP    | \$560.48              |
| C  | Galvanized Steel | Slotted                          | PGC-13-FS    | \$560.48              |
| C  | Galvanized Steel | Paverslot                        | PGC-13-SD    | \$554.00              |
| C  | Black Plastic    | Heelproof Slotted                | PGC-HPP      | \$529.42              |
| C  | Stainless Steel  | Slotted                          | PGC-3-FS     | \$662.98              |
| C  | Stainless Steel  | Perforated                       | PGC-3-FP     | \$662.98              |
| C  | Stainless Steel  | Mesh                             | PGC-3-SM     | \$788.84              |
| C  | Stainless Steel  | Paverslot                        | PGC-3-SD     | \$632.09              |
| E  | Ductile Iron     | Heelproof Slotted                | PGE-4-HP     | \$563.14              |
| E  | Ductile Iron     | Longitudinal Slotted             | PGE-4-ADA    | \$563.14              |
| E  | Ductile Iron     | Longitudinal Slotted, galvanized | PGE-4-ADA-13 | \$615.05              |
| E  | Ductile Iron     | Slotted                          | PGE-4        | \$517.88              |
| E  | Ductile Iron     | Slotted, galvanized              | PGE-4-13     | \$533.84              |
| E  | Stainless Steel  | Bar                              | PGE-3-SBG    | \$806.40              |
| E  | Stainless Steel  | Slotted                          | PGE-3-FS     | \$732.25              |
| E  | Galvanized Steel | Slotted                          | PGE-13-FS    | \$544.57              |
| F  | Ductile Iron     | Slotted, 4 bolt                  | PGF-4-B      | \$535.07              |
| F  | Ductile Iron     | Slotted, 4 bolt, galvanized      | PGF-4-B-13   | \$557.90              |

| T1360 - 8" Internal Width (Steel channel with grate) |                  |                                  |              |                       |
|--|------------------|----------------------------------|--------------|-----------------------|
| GRATE LOAD CLASS                                     | GRATE MATERIAL   | GRATE DESIGN                     | GRATE SUFFIX | LIST PRICE (Per Foot) |
| A  | Galvanized Steel | Mesh                             | PGA-13-GM    | \$677.62              |
| A  | Stainless Steel  | Mesh                             | PGA-3-SM     | \$1,269.76            |
| B  | Galvanized Steel | Longitudinal slotted             | PGB-13-LS    | \$693.58              |
| B  | Stainless Steel  | Longitudinal, Anti slip          | PGB-3-WW     | \$1,269.76            |
| C  | Ductile Iron     | Slotted                          | PGC-4        | \$636.09              |
| C  | Ductile Iron     | Heelproof Slotted                | PGC-4-HP     | \$718.61              |
| C  | Ductile Iron     | Wave                             | PGC-4-WVY    | \$718.61              |
| C  | Ductile Iron     | Bavaria                          | PGC-4-BG     | \$718.61              |
| C  | Galvanized Steel | Mesh                             | PGC-13-GM    | \$819.72              |
| C  | Galvanized Steel | Paverslot                        | PGC-13-SD    | \$693.11              |
| C  | Stainless Steel  | Paverslot                        | PGC-3-SD     | \$852.46              |
| C  | Stainless Steel  | Mesh                             | PGC-3-SM     | \$1,434.38            |
| E  | Ductile Iron     | Slotted                          | PGE-4        | \$696.01              |
| E  | Ductile Iron     | Slotted, galvanized              | PGE-4-13     | \$759.90              |
| E  | Ductile Iron     | Heelproof Slotted                | PGE-4-HP     | \$759.90              |
| E  | Ductile Iron     | Longitudinal slotted             | PGE-4-ADA    | \$759.90              |
| E  | Ductile Iron     | Longitudinal Slotted, galvanized | PGE-4-ADA-13 | \$899.67              |
| E  | Stainless Steel  | Bar                              | PGE-3-SBG    | \$1,428.73            |
| F  | Ductile Iron     | Slotted, 4 bolt                  | PGF-4-B      | \$702.97              |
| F  | Ductile Iron     | Slotted, 4 bolt, galvanized      | PGF-4-B-13   | \$764.81              |

**NOTE:** Lockdowns The CLIPFIX locking clips are included with all of the above grates.

T1330, T1360: 45s, 90s, catch basins, outlets, end caps and installation devices are priced separately and not included in the above System Pricing.  
(See Pages 32 & 34)



See page 12 for explanation of ADA compliant grates



See page 12 for explanation of Heelproof compliant grates

## SYSTEM PRICING - CHANNELS AND FRAMES (PER FOOT)

| T1400-F - 4" Internal Width (Steel Frame) |                  |                                  |              |                       |
|---|------------------|----------------------------------|--------------|-----------------------|
| GRATE LOAD CLASS                          | GRATE MATERIAL   | GRATE DESIGN                     | GRATE SUFFIX | LIST PRICE (Per Foot) |
| A   | Galvanized Steel | Perforated                       | PGA-13-FP    | \$189.14              |
| A   | Galvanized Steel | Slotted                          | PGA-13-FS    | \$189.14              |
| A   | Stainless Steel  | Perforated                       | PGA-3-FP     | \$261.03              |
| A   | Stainless Steel  | Slotted                          | PGA-3-FS     | \$261.03              |
| A   | Stainless Steel  | Mesh                             | PGA-3-SM     | \$301.07              |
| A   | Black Plastic    | Longitudinal Slotted             | PGA-HPP-BLK  | \$212.98              |
| A   | Grey Plastic     | Longitudinal Slotted             | PGA-HPP-GRY  | \$212.98              |
| B   | Galvanized Steel | Longitudinal Slotted             | PGB-13-LS    | \$237.04              |
| B   | Stainless Steel  | Longitudinal, Anti slip          | PGB-3-WW     | \$606.82              |
| C   | Ductile Iron     | Slotted                          | PGC-4        | \$210.44              |
| C   | Ductile Iron     | Slotted, galvanized              | PGC-4-13     | \$219.42              |
| C   | Ductile Iron     | Heelproof Slotted                | PGC-4-HP     | \$243.54              |
| C   | Ductile Iron     | Longitudinal Slotted             | PGC-4-ADA    | \$243.54              |
| C   | Ductile Iron     | Longitudinal Slotted, galvanized | PGC-4-ADA-13 | \$260.79              |
| C   | Ductile Iron     | Wave                             | PGC-4-WVY    | \$243.73              |
| C   | Ductile Iron     | Bavaria                          | PGC-4-BG     | \$243.73              |
| C   | Ductile Iron     | Solid Cover                      | SCC-4        | \$243.73              |
| C   | Galvanized Steel | Mesh                             | PGC-13-GM    | \$279.67              |
| C   | Galvanized Steel | Perforated                       | PGC-13-FP    | \$275.68              |
| C   | Galvanized Steel | Slotted                          | PGC-13-FS    | \$275.68              |
| C   | Galvanized Steel | Paverslot                        | PGC-13-SD    | \$269.20              |
| C   | Black Plastic    | Heelproof Slotted                | PGC-HPP      | \$244.62              |
| C   | Stainless Steel  | Slotted                          | PGC-3-FS     | \$378.18              |
| C   | Stainless Steel  | Perforated                       | PGC-3-FP     | \$378.18              |
| C   | Stainless Steel  | Mesh                             | PGC-3-SM     | \$504.04              |
| C   | Stainless Steel  | Paverslot                        | PGC-3-SD     | \$347.29              |
| E   | Ductile Iron     | Heelproof Slotted                | PGE-4-HP     | \$278.34              |
| E   | Ductile Iron     | Longitudinal Slotted             | PGE-4-ADA    | \$278.34              |
| E   | Ductile Iron     | Longitudinal Slotted, galvanized | PGE-4-ADA-13 | \$330.25              |
| E   | Ductile Iron     | Slotted                          | PGE-4        | \$233.08              |
| E   | Ductile Iron     | Slotted, galvanized              | PGE-4-13     | \$249.04              |
| E   | Stainless Steel  | Bar                              | PGE-3-SBG    | \$521.60              |
| E   | Stainless Steel  | Slotted                          | PGE-3-FS     | \$447.45              |
| E   | Galvanized Steel | Slotted                          | PGE-13-FS    | \$259.77              |
| F   | Ductile Iron     | Slotted, 4 bolt                  | PGF-4-B      | \$250.27              |
| F   | Ductile Iron     | Slotted, 4 bolt, galvanized      | PGF-4-B-13   | \$273.10              |

| T2000-F - 8" Internal Width (Steel Frame) |                  |                                  |              |                       |
|---|------------------|----------------------------------|--------------|-----------------------|
| GRATE LOAD CLASS                          | GRATE MATERIAL   | GRATE DESIGN                     | GRATE SUFFIX | LIST PRICE (Per Foot) |
| A   | Galvanized Steel | Mesh                             | PGA-13-GM    | \$426.41              |
| A   | Stainless Steel  | Mesh                             | PGA-3-SM     | \$1,018.55            |
| B   | Galvanized Steel | Longitudinal slotted             | PGB-13-LS    | \$442.37              |
| B   | Stainless Steel  | Longitudinal, Anti slip          | PGB-3-WW     | \$1,018.55            |
| C   | Ductile Iron     | Slotted                          | PGC-4        | \$384.88              |
| C   | Ductile Iron     | Heelproof Slotted                | PGC-4-HP     | \$467.40              |
| C   | Ductile Iron     | Wave                             | PGC-4-WVY    | \$467.40              |
| C   | Ductile Iron     | Bavaria                          | PGC-4-BG     | \$467.40              |
| C   | Galvanized Steel | Mesh                             | PGC-13-GM    | \$568.51              |
| C   | Galvanized Steel | Paverslot                        | PGC-13-SD    | \$441.90              |
| C   | Stainless Steel  | Mesh                             | PGC-3-SM     | \$1,183.17            |
| C   | Stainless Steel  | Paverslot                        | PGC-3-SD     | \$601.25              |
| E   | Ductile Iron     | Slotted                          | PGE-4        | \$448.80              |
| E   | Ductile Iron     | Slotted, galvanized              | PGE-4-13     | \$508.69              |
| E   | Ductile Iron     | Heelproof Slotted                | PGE-4-HP     | \$508.69              |
| E   | Ductile Iron     | Longitudinal slotted             | PGE-4-ADA    | \$508.69              |
| E   | Ductile Iron     | Longitudinal Slotted, galvanized | PGE-4-ADA-13 | \$648.46              |
| E   | Stainless Steel  | Bar                              | PGE-3-SBG    | \$1,177.52            |
| F   | Ductile Iron     | Slotted, 4 bolt                  | PGF-4-B      | \$451.76              |
| F   | Ductile Iron     | Slotted, 4 bolt, galvanized      | PGF-4-B-13   | \$513.60              |

| T3000-F - 12" Internal Width (Steel Frame) |                  |                                  |              |                       |
|--|------------------|----------------------------------|--------------|-----------------------|
| GRATE LOAD CLASS                           | GRATE MATERIAL   | GRATE DESIGN                     | GRATE SUFFIX | LIST PRICE (Per Foot) |
| C  | Galvanized Steel | Mesh                             | PGC-13-GM    | \$924.81              |
| C  | Stainless Steel  | Mesh                             | PGC-3-SM     | \$1,525.50            |
| C  | Ductile Iron     | Slotted                          | PGC-4        | \$490.64              |
| C  | Ductile Iron     | Heelproof Slotted                | PGC-4-HP     | \$558.55              |
| C  | Ductile Iron     | WAVE                             | PGC-4-WVY    | \$704.67              |
| E  | Ductile Iron     | Slotted                          | PGE-4        | \$577.23              |
| E  | Ductile Iron     | Slotted, galvanized              | PGE-4-13     | \$617.43              |
| E  | Ductile Iron     | Heelproof Slotted                | PGE-4-HP     | \$675.58              |
| E  | Ductile Iron     | Longitudinal Slotted             | PGE-4-ADA    | \$675.58              |
| E  | Ductile Iron     | Longitudinal Slotted, galvanized | PGE-4-ADA-13 | \$733.39              |
| E  | Ductile Iron     | Solid Cover                      | SCC-4        | \$673.43              |
| F  | Ductile Iron     | Slotted, 4 bolt                  | PGF-4-B      | \$621.11              |
| F  | Ductile Iron     | Slotted, 4 bolt, galvanized      | PGF-4-B-13   | \$705.79              |

CALIFORNIA PROPOSITION 65 WARNING. This product contains chemicals known to the State of California to cause cancer and birth defects or other reproductive harm.

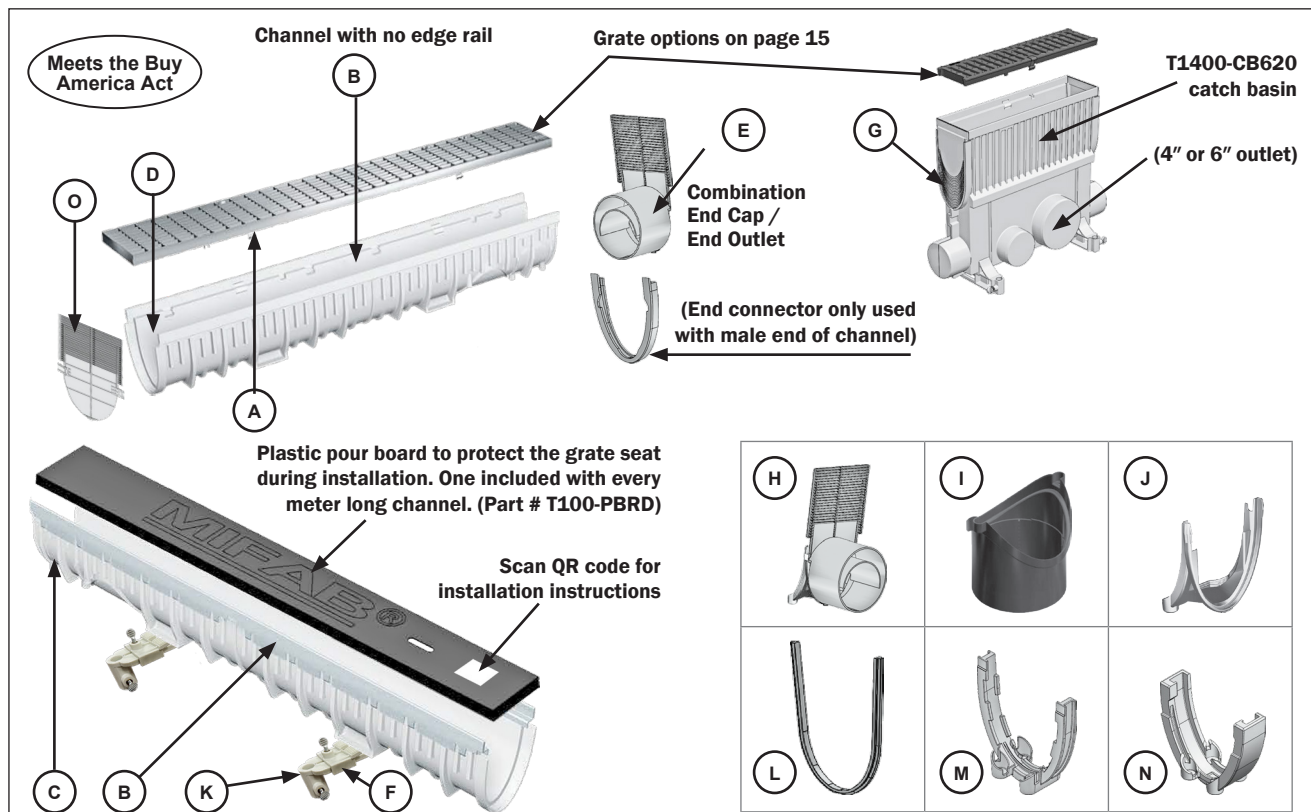
Visit [www.mifab.com](http://www.mifab.com) for the most recent product information. Design and dimensions are subject to modification. Prices do not include applicable taxes.

Toll Free: 1-800-465-2736, Fax: 1-773-341-3049  
sales@mifab.com Canada Toll Free: 1-800-387-3880

MIFAB®, Inc., 1321 West 119th Street, Chicago, Illinois 60643-5109, USA  
All sales subject to MIFAB's Terms and Warranties, please refer to page no. 54.



## T1400 SYSTEM COMPONENTS AND FEATURES



- A. Innovative CLIPFIX grate locking mechanism for plastic, ductile iron (up to and including Load Class E), galvanized and stainless steel grates. Innovative PROFIX grate locking mechanism and 4 bolt locking Load Class F ductile iron grates.
- B. GRP channels with no edge rails, 4mm thick galvanized and stainless steel and ductile iron frames as per EN 1433.
- C. High strength drainage channel body enables Load Class A 15kN to Load Class F 900 kN.
- D. Optimized flow cross section promotes self cleaning.
- E. 3" and 4" socket connection combination end cap / end outlet for male end of the channels for all depths. End connector provided with each end cap / end outlet for male end of channel.
- F. Deep-seated anchorage bays in the drainage channel body ensures mechanical attachment to the concrete Installation device attachment point.
- G. Two end caps, two rebar installation devices (T1400-CB620-REB) and one sediment bucket are provided with every catch basin to accept all channel depths.
- H. Side outlet. (Side channel connector and combination outlet).
- I. 3" and 4" socket connection bottom outlet.
- J. Side channel connector. (Used to receive channels and side outlet).
- K. Rebar installation devices (plastic). Two included with every meter long channel.
- L. Channel insert to fill sealant groove between channels (if required).
- M. T1400-PMCC. Male to male channel connector for 1 meter long T1400 channels. (with four self tapping screws)
- N. T1400-PFMC. Female to male channel connector for 1 meter long T1400 channels. One provided at no charge with every T1400 meter long channel. (with four self tapping screws).
- O. End cap for female end of the channel for all channel depths (T1400-PEC).

Go to [www.MIFAB.com](http://www.MIFAB.com)  
for cross section details and  
specification sheets.

ADA grates are designed to have open slots no greater than 0.5 inches (13mm) wide in one direction. If the length of the slot is greater than 0.5 inches, the opening shall run perpendicular to the main direction.



Heelproof grates are designed to resist entry of pointed high heel shoes from entering the trench drain grate opening. ASME Standard A112.6.3, Section 7.12 defines Heelproof as: "A grate designed to resist entry of high-heeled shoes, in which the maximum grate hole size in least dimension shall be 5/16" (8mm) (0.31").




CALIFORNIA PROPOSITION 65 WARNING. This product contains chemicals known to the State of California to cause cancer and birth defects or other reproductive harm.





### T1460 - 4" INTERNAL WIDTH - SHALLOW CHANNELS AND CATCH BASINS

T1460N-PB  
Channel Body




T1460N-PB-BO4

Channel Body with integral 4" outlet




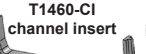

Meets  
the Buy  
America  
Act

T1400-CB620 Catch Basin



SCAN FOR  
SPEC. SHEETS



Go to [www.MIFAB.com](http://www.MIFAB.com) for cross section details and specification sheets.

| NO EDGE RAILS<br>(for up to and including Load Class C grates) |                                    | BODY<br>TYPE   | INVERT BODY<br>DEPTH | T1460N-REB<br>(two stainless steel<br>brackets with mounting hardware.<br>(See page 44) <b>\$24.00 for 2 pieces</b> |                           | OVERALL BODY<br>DEPTH   | MAXIMUM<br>FLOW RATE | WEIGHT<br>(LESS GRATE) |
|--|------------------------------------|--|----------------------|---|---|---|----------------------|------------------------|
| Channel<br>Model #   | List Price, Each<br>(1 Meter long) | Neutral<br>- 0%  |                      |   |   | GPM   |                      | Lbs.                   |
| <b>T1460N-PB</b>   | <b>\$398.50</b>                    | Neutral  | 2"                   |                                    | <b>T1460-CI - channel<br/>insert for T1460 shallow<br/>channels, if required.<br/>\$38.75 for bag of 10</b> | 2.17"   | 55                   | 4.12                   |
| <b>T1460N-PB-500</b> (half meter long)                         | <b>\$239.50</b>                    | Neutral  | 2"                   |   |   | 2.17"   | 55                   | 2.05                   |
| <b>T1460N-PB-BO4</b>   | <b>\$398.50</b>                    | Neutral  | 2"                   |   |   | 2.17"   | 55                   | 4.12                   |
| <b>T1460N-SVF-3</b>  | <b>\$180.00</b>                    | Type 304 Stainless Steel veneer frame for T1460N no edge channels,<br>one meter long.                                      |                      |   |   | <br><b>T1400-PFO-4 ductile<br/>iron frame</b><br>Load Class F Ductile<br>Iron frame for T1400<br>and T1460N channels<br><b>Available May, 2025</b> |                      |                        |
| <b>T1400-PFO-4</b>   | <b>\$235.25</b>                    | Load Class F Ductile Iron frame for T1400 and T1460N no edge channels, half<br>meter long, (two pieces needed per channel) |                      |   |   |   |                      |                        |

### CATCH BASINS FOR T1400 CHANNELS

| GALVANIZED STEEL<br>INTEGRAL EDGE RAILS (for<br>up to and including Load Class E<br>grates) |   | NO EDGE RAILS<br>(for up to and including Load<br>Class C grates) |   | STAINLESS STEEL<br>INTEGRAL EDGE RAILS<br>(for up to and including Load<br>Class E grates) |   | DUCTILE IRON<br>FRAME<br>(for Load Class F grates) |   | BODY<br>TYPE    | INVERT<br>DEPTH | OVERALL<br>DEPTH | WEIGHT<br>(LESS<br>GRATE)<br>Lbs. |
|---|---|---|---|--|---|--|---|-----------------|-----------------|------------------|-----------------------------------|
| Catch Basin<br>Model #  | List Price,<br>Each (1/2<br>Meter long) | Catch Basin<br>Model #  | List Price,<br>Each (1/2<br>Meter long) | Catch Basin<br>Model #   | List Price,<br>Each (1/2<br>Meter long) | Catch Basin<br>Model #                             | List Price,<br>Each (1/2<br>Meter long) | Neutral<br>- 0% |                 |                  |                                   |
| <b>T1400-CB620-13</b>   | <b>\$907.50</b>                         | <b>T1400-CB620</b>  | <b>\$783.00</b>                         | <b>T1400-CB620-3</b>   | <b>\$1,566.00</b>                       | <b>T1400-CB620-4</b>                               | <b>\$952.50</b>                         | Neutral         | 19"             | 19.18"           | 12.74                             |
| Replacement sediment bucket   |   | <b>T1400-CB620-SB</b>   | <b>\$276.00</b>                         |  |   |  |   |                 |                 |                  |                                   |

NOTE: All catch basins are shipped with a sediment bucket, two end caps and two rebar installation devices.

|   |   |   |   |  |   |   |
|---|---|---|---|--|---|---|
|  |  |  |  |  |  |  |
|  |  |  |  |   |   |  |
|   |   |   |   |  |   |  |

| MODEL #                 | DESCRIPTION   | MATERIAL        | LIST PRICE                 |
|-------------------------|---|-----------------|----------------------------|
| <b>MI-FLEX-300</b>      | 3" Flexible rubber coupling to connect 3" No Hub horizontal and vertical channel outlets to drainage pipe   | Rubber          | <b>\$29.25</b>             |
| <b>MI-FLEX-400</b>      | 4" Flexible rubber coupling to connect 4" No Hub vertical and horizontal channel outlets to drainage pipe   | Rubber          | <b>\$34.50</b>             |
| <b>T1400-PBDS</b>       | Bottom Outlet Strainer  | Stainless Steel | <b>\$102.50</b>            |
| <b>T1400-PEO</b>        | 3" and 4" socket connection combination male end cap / end outlet, with connector   | Plastic         | <b>\$50.75</b>             |
| <b>T1400-PEC</b>        | End cap for female end channels   | Plastic         | <b>\$50.75</b>             |
| <b>T1400-PEC-BLK</b>    | End cap for female end channels with ductile iron rails - black color   | Plastic         | <b>\$50.75</b>             |
| <b>T1400-PBO3</b>       | 3" socket connection bottom outlet  | Plastic         | <b>\$50.75</b>             |
| <b>T1400-PBO4</b>       | 4" socket connection bottom outlet  | Plastic         | <b>\$50.75</b>             |
| <b>T1400-REB</b>        | Replacement Installation Device. <b>Two provided at no charge with every T1400 meter long channel</b>   | Plastic         | <b>\$14.75</b>             |
| <b>T1400-SIDE-ADAPT</b> | Side Outlet Adapter for T1400N channels   | Plastic         | <b>\$51.75</b>             |
| <b>T1410-SIDE-ADAPT</b> | Side Outlet Adapter for T1410N channels   | Plastic         | <b>\$51.75</b>             |
| <b>T1420-SIDE-ADAPT</b> | Side Outlet Adapter for T1420N channels   | Plastic         | <b>\$51.75</b>             |
| <b>T1400-SO4</b>        | Side Outlet Connector (T1400-SIDE-ADAPT and T1400-PEO for T1400N, T1410N and T1420N channels)   | Plastic         | <b>\$102.50</b>            |
| <b>T1460-PEC</b>        | Closed End Cap for T1460N channels  | Plastic         | <b>\$50.75</b>             |
| <b>MI-4ADAPT</b>        | 4" PVC x 4" N.P.T. adapter coupling to install around bottom outlet to connect to MIFAB® A1 body for waterproofing applications(See page 42 for application)              | Plastic         | <b>\$31.75</b>             |
| <b>T1400-CI</b>         | Channel insert to fill expansion gap between channels (if required)   | Plastic         | <b>\$38.75 / bag of 10</b> |
| <b>T1400-PMCC</b>       | Male to male channel connector for 1 meter long T1400 channels  | Plastic         | <b>\$51.75</b>             |
| <b>T1400-PFMC</b>       | Female to male channel connector for 1 meter long T1400 channels.<br><b>One provided at no charge with every T1400 meter long channel (with four self tapping screws)</b> | Plastic         | <b>\$51.75</b>             |
| <b>T100-PBRD</b>        | Replacement pour board to protect the channel during installation. <b>One included at no charge with every T1400 meter long channel</b>                                   | Plastic         | <b>\$19.00</b>             |

CALIFORNIA PROPOSITION 65 WARNING. This product contains chemicals known to the State of California to cause cancer and birth defects or other reproductive harm.


Visit [www.mifab.com](http://www.mifab.com) for the most recent product information. Design and dimensions are subject to modification. Prices do not include applicable taxes.

Toll Free: 1-800-465-2736, Fax: 1-773-341-3049  
sales@mifab.com Canada Toll Free: 1-800-387-3880

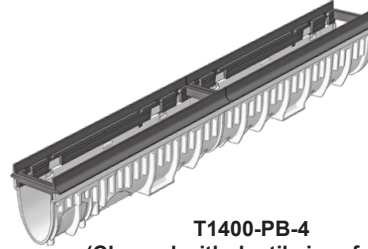
MIFAB®, Inc., 1321 West 119th Street, Chicago, Illinois 60643-5109, USA  
All sales subject to MIFAB's Terms and Warranties, please refer to page no. 54.




**T1400-PB-13, T1400-PB-3**  
(Channels with galvanized and stainless steel integral edge rails)



**T1400-PB**  
(Channel with no edge rail)



**T1400-PB-4**  
(Channel with ductile iron frame)



| GALVANIZED STEEL INTEGRAL EDGE RAILS<br>(for up to and including Load Class E grates) |  | NO EDGE RAILS<br>(for up to and including Load Class C grates) |  | STAINLESS STEEL INTEGRAL EDGE RAILS<br>(for up to and including Load Class E grates) |  | DUCTILE IRON FRAME<br>(for Load Class F grates) |  | BODY TYPE                 | INVERT BODY DEPTH |           | OVERALL BODY DEPTH |           | MAXIMUM FLOW RATE | WEIGHT (LESS GRATE) |
|---|--|--|--|--|--|---|--|---------------------------|-------------------|-----------|--------------------|-----------|-------------------|---------------------|
| Channel Model #   | List Price, Each (1 Meter long)                      | Channel Model #  | List Price, Each (1 Meter long)                      | Channel Model #  | List Price, Each (1 Meter long)                      | Channel Model #                                 | List Price, Each (1 Meter long)                      | Sloped - .5% Neutral - 0% | E1 (Min.)         | E2 (Max.) | E1 (Min.)          | E2 (Max.) | GPM               | Lbs.                |
| T1400N-PB-13  | \$677.00   | T1400N-PB  | \$463.00   | T1400N-PB-3  | \$760.75   | T1400N-PB-4                                     | \$697.50   | Neutral                   | 5.78"             | 5.78"     | 6.23"              | 6.23"     | 137               | 7.94                |
| T1400N-PB-13-500  | \$406.25 (half meter long channel)                   | T1400N-PB-500  | \$278.00 (half meter long channel)                   | T1400N-PB-3-500  | \$456.75 (half meter long channel)                   | T1400N-PB-4-500                                 | \$456.75 (half meter long channel)                   | Neutral                   | 5.78"             | 5.78"     | 6.23"              | 6.23"     | 137               | 4.41                |
| T1400N-PB-13-500-DC   | \$406.25 (half meter long channel, direction change) | T1400N-PB-500-DC   | \$278.00 (half meter long channel, direction change) | T1400N-PB-3-500-DC   | \$456.75 (half meter long channel, direction change) | T1400N-PB-4-500-DC                              | \$456.75 (half meter long channel, direction change) | Neutral                   | 5.78"             | 5.78"     | 6.23"              | 6.23"     | 137               | 4.41                |
| T1401-PB-13   | \$677.00   | T1401-PB   | \$463.00   | T1401-PB-3   | \$760.75   | T1401-PB-4                                      | \$697.50   | Sloped                    | 5.78"             | 5.98"     | 6.23"              | 6.42"     | 146               | 8.16                |
| T1402-PB-13   | \$677.00   | T1402-PB   | \$463.00   | T1402-PB-3   | \$760.75   | T1402-PB-4                                      | \$697.50   | Sloped                    | 5.98"             | 6.18"     | 6.42"              | 6.62"     | 155               | 8.32                |
| T1403-PB-13   | \$677.00   | T1403-PB   | \$463.00   | T1403-PB-3   | \$760.75   | T1403-PB-4                                      | \$697.50   | Sloped                    | 6.18"             | 6.38"     | 6.62"              | 6.82"     | 163               | 8.49                |
| T1404-PB-13   | \$677.00   | T1404-PB   | \$463.00   | T1404-PB-3   | \$760.75   | T1404-PB-4                                      | \$697.50   | Sloped                    | 6.38"             | 6.57"     | 6.82"              | 7.01"     | 173               | 8.66                |
| T1405-PB-13   | \$677.00   | T1405-PB   | \$463.00   | T1405-PB-3   | \$760.75   | T1405-PB-4                                      | \$697.50   | Sloped                    | 6.57"             | 6.77"     | 7.01"              | 7.21"     | 182               | 8.83                |
| T1406-PB-13   | \$677.00   | T1406-PB   | \$463.00   | T1406-PB-3   | \$760.75   | T1406-PB-4                                      | \$697.50   | Sloped                    | 6.77"             | 6.97"     | 7.21"              | 7.41"     | 192               | 8.99                |
| T1407-PB-13   | \$677.00   | T1407-PB   | \$463.00   | T1407-PB-3   | \$760.75   | T1407-PB-4                                      | \$697.50   | Sloped                    | 6.97"             | 7.16"     | 7.41"              | 7.60"     | 203               | 9.16                |
| T1408-PB-13   | \$677.00   | T1408-PB   | \$463.00   | T1408-PB-3   | \$760.75   | T1408-PB-4                                      | \$697.50   | Sloped                    | 7.16"             | 7.36"     | 7.60"              | 7.80"     | 212               | 9.33                |
| T1409-PB-13   | \$677.00   | T1409-PB   | \$463.00   | T1409-PB-3   | \$760.75   | T1409-PB-4                                      | \$697.50   | Sloped                    | 7.36"             | 7.56"     | 7.80"              | 8.00"     | 223               | 9.50                |
| T1410-PB-13   | \$677.00   | T1410-PB   | \$463.00   | T1410-PB-3   | \$760.75   | T1410-PB-4                                      | \$697.50   | Sloped                    | 7.56"             | 7.75"     | 8.00"              | 8.19"     | 235               | 9.67                |
| T1410N-PB-13  | \$677.00   | T1410N-PB  | \$463.00   | T1410N-PB-3  | \$760.75   | T1410N-PB-4                                     | \$697.50   | Neutral                   | 7.75"             | 7.75"     | 8.19"              | 8.19"     | 235               | 9.57                |
| T1410N-PB-13-500  | \$406.25 (half meter long channel)                   | T1410N-PB-500  | \$278.00 (half meter long channel)                   | T1410N-PB-3-500  | \$456.75 (half meter long channel)                   | T1410N-PB-4-500                                 | \$456.75 (half meter long channel)                   | Neutral                   | 7.75"             | 7.75"     | 8.19"              | 8.19"     | 235               | 4.78                |
| T1410N-PB-13-500-DC   | \$406.25 (half meter long channel, direction change) | T1410N-PB-500-DC   | \$278.00 (half meter long channel, direction change) | T1410N-PB-3-500-DC   | \$456.75 (half meter long channel, direction change) | T1410N-PB-4-500-DC                              | \$456.75 (half meter long channel, direction change) | Neutral                   | 7.75"             | 7.75"     | 8.19"              | 8.19"     | 235               | 4.78                |
| T1411-PB-13   | \$677.00   | T1411-PB   | \$463.00   | T1411-PB-3   | \$760.75   | T1411-PB-4                                      | \$697.50   | Sloped                    | 7.75"             | 7.95"     | 8.19"              | 8.39"     | 246               | 9.83                |
| T1412-PB-13   | \$677.00   | T1412-PB   | \$463.00   | T1412-PB-3   | \$760.75   | T1412-PB-4                                      | \$697.50   | Sloped                    | 7.95"             | 8.15"     | 8.39"              | 8.59"     | 262               | 10.00               |
| T1413-PB-13   | \$677.00   | T1413-PB   | \$463.00   | T1413-PB-3   | \$760.75   | T1413-PB-4                                      | \$697.50   | Sloped                    | 8.15"             | 8.34"     | 8.59"              | 8.78"     | 273               | 10.17               |
| T1414-PB-13   | \$677.00   | T1414-PB   | \$463.00   | T1414-PB-3   | \$760.75   | T1414-PB-4                                      | \$697.50   | Sloped                    | 8.34"             | 8.54"     | 8.78"              | 8.98"     | 285               | 10.34               |
| T1415-PB-13   | \$677.00   | T1415-PB   | \$463.00   | T1415-PB-3   | \$760.75   | T1415-PB-4                                      | \$697.50   | Sloped                    | 8.54"             | 8.74"     | 8.98"              | 9.18"     | 298               | 10.50               |
| T1416-PB-13   | \$677.00   | T1416-PB   | \$463.00   | T1416-PB-3   | \$760.75   | T1416-PB-4                                      | \$697.50   | Sloped                    | 8.74"             | 8.93"     | 9.18"              | 9.38"     | 311               | 10.67               |
| T1417-PB-13   | \$677.00   | T1417-PB   | \$463.00   | T1417-PB-3   | \$760.75   | T1417-PB-4                                      | \$697.50   | Sloped                    | 8.93"             | 9.13"     | 9.38"              | 9.57"     | 323               | 10.84               |
| T1418-PB-13   | \$677.00   | T1418-PB   | \$463.00   | T1418-PB-3   | \$760.75   | T1418-PB-4                                      | \$697.50   | Sloped                    | 9.13"             | 9.33"     | 9.57"              | 9.77"     | 338               | 11.01               |
| T1419-PB-13   | \$677.00   | T1419-PB   | \$463.00   | T1419-PB-3   | \$760.75   | T1419-PB-4                                      | \$697.50   | Sloped                    | 9.33"             | 9.53"     | 9.77"              | 9.97"     | 350               | 11.17               |
| T1420-PB-13   | \$677.00   | T1420-PB   | \$463.00   | T1420-PB-3   | \$760.75   | T1420-PB-4                                      | \$697.50   | Sloped                    | 9.53"             | 9.72"     | 9.97"              | 10.16"    | 365               | 11.34               |
| T1420N-PB-13  | \$677.00   | T1420N-PB  | \$463.00   | T1420N-PB-3  | \$760.75   | T1420N-PB-4                                     | \$697.50   | Neutral                   | 9.72"             | 9.72"     | 10.16"             | 10.16"    | 365               | 11.42               |
| T1420N-PB-13-500  | \$406.25 (half meter long channel)                   | T1420N-PB-500  | \$278.00 (half meter long channel)                   | T1420N-PB-3-500  | \$456.75 (half meter long channel)                   | T1420N-PB-4-500                                 | \$456.75 (half meter long channel)                   | Neutral                   | 9.72"             | 9.72"     | 10.16"             | 10.16"    | 365               | 5.71                |
| T1420N-PB-13-500-DC   | \$406.25 (half meter long channel, direction change) | T1420N-PB-500-DC   | \$278.00 (half meter long channel, direction change) | T1420N-PB-3-500-DC   | \$456.75 (half meter long channel, direction change) | T1420N-PB-4-500-DC                              | \$456.75 (half meter long channel, direction change) | Neutral                   | 9.72"             | 9.72"     | 10.16"             | 10.16"    | 365               | 5.71                |

Available May, 2025

CALIFORNIA PROPOSITION 65 WARNING. This product contains chemicals known to the State of California to cause cancer and birth defects or other reproductive harm.



#### LOAD CLASS A GRATES - EN 1433 - 3,372 LBS., 15kN, 70 P.S.I.

| Grate Part #       | Description  |  | Length (MM)   | List Price | List Price (Per Foot) | Weight | Grate Free Area (Sq. in./ft.) |  |
|--------------------|--|--|---------------|------------|-----------------------|--------|-------------------------------|--|
| T100-PGA-13-FP     | Class A Galvanized Perforated Grate, 1 meter                 |  | 39.37" (1000) | \$48.03    | \$14.64               | 3.85   | 8.08                          |  |
| T100-PGA-13-FP-500 | Class A Galvanized Perforated Grate, 1/2 meter               |  | 19.69" (500)  | \$28.82    | \$17.57               | 2.09   | 8.08                          |  |
| T100-PGA-3-FP      | Class A Stainless Steel Perforated Grate, 1 meter            |  | 39.37" (1000) | \$283.82   | \$86.53               | 3.85   | 8.08                          |  |
| T100-PGA-3-FP-500  | Class A Stainless Steel Perforated Grate, 1/2 meter          |  | 19.69" (500)  | \$170.29   | \$103.84              | 2.09   | 8.08                          |  |
| T100-PGA-13-FS     | Class A Galvanized Slotted Grate, 1 meter                    |  | 39.37" (1000) | \$48.03    | \$14.64               | 3.08   | 13.31                         |  |
| T100-PGA-13-FS-500 | Class A Galvanized Slotted Grate, 1/2 meter                  |  | 19.69" (500)  | \$28.82    | \$17.57               | 2.86   | 13.31                         |  |
| T100-PGA-3-FS      | Class A Stainless Steel Slotted Grate, 1 meter               |  | 39.37" (1000) | \$283.82   | \$86.53               | 3.12   | 13.31                         |  |
| T100-PGA-3-FS-500  | Class A Stainless Steel Slotted Grate, 1/2 meter             |  | 19.69" (500)  | \$170.29   | \$103.84              | 2.42   | 13.31                         |  |
| T100-PGA-3-SM      | Class A Stainless Steel Mesh Grate, 1 meter                  |  | 39.37" (1000) | \$416.16   | \$126.57              | 5.72   | 40.17                         |  |
| T100-PGA-3-SM-500  | Class A Stainless Steel Mesh Grate, 1/2 meter                |  | 19.69" (500)  | \$238.18   | \$145.23              | 3.08   | 40.17                         |  |
| T100-PGA-HPP-BLK   | Class A Plastic Longitudinal, Slotted Black Grate, 1/2 meter |  | 19.69" (500)  | \$63.10    | \$38.48               | 1.80   | 7.56                          |  |
| T100-PGA-HPP-GRY   | Class A Plastic Longitudinal, Slotted Grey Grate, 1/2 meter  |  | 19.69" (500)  | \$63.10    | \$38.48               | 1.80   | 7.56                          |  |

#### LOAD CLASS B GRATES - EN 1433 - 28,100 LBS., 125kN, 580 P.S.I.

|                    |  |  |               |            |          |      |       |  |
|--------------------|--|--|---------------|------------|----------|------|-------|--|
| T100-PGB-13-LS     | Class B Galvanized Longitudinal Grate, 1 meter                       |  | 39.37" (1000) | \$205.13   | \$62.54  | 8.80 | 28.05 |  |
| T100-PGB-13-LS-500 | Class B Galvanized Longitudinal Grate, 1/2 meter                     |  | 19.69" (500)  | \$113.94   | \$69.48  | 4.37 | 28.05 |  |
| T100-PGB-3-WW      | Class B Stainless Steel Longitudinal, anti slip, WW Grate, 1 meter   |  | 39.37" (1000) | \$1,418.13 | \$432.36 | 8.80 | 26.52 |  |
| T100-PGB-3-WW-500  | Class B Stainless Steel Longitudinal, anti slip, WW Grate, 1/2 meter |  | 19.69" (500)  | \$1,004.35 | \$612.41 | 4.37 | 26.52 |  |

#### LOAD CLASS C GRATES - EN 1433 - 56,200 LBS., 250kN, 1,160 P.S.I.

|                       |   |  |               |            |          |       |       |  |
|-----------------------|---|--|---------------|------------|----------|-------|-------|--|
| T100-PGC-13-FP        | Class C Galvanized Perforated Grate, 1 meter                  |  | 39.37" (1000) | \$331.86   | \$101.18 | 9.04  | 8.08  |  |
| T100-PGC-13-FP-500    | Class C Galvanized Perforated Grate, 1/2 meter                |  | 19.69" (500)  | \$199.13   | \$121.42 | 4.51  | 8.08  |  |
| T100-PGC-3-FP         | Class C Stainless Steel Perforated Grate, 1 meter             |  | 39.37" (1000) | \$668.07   | \$203.68 | 9.04  | 8.08  |  |
| T100-PGC-3-FP-500     | Class C Stainless Steel Perforated Grate, 1/2 meter           |  | 19.69" (500)  | \$400.86   | \$244.43 | 4.51  | 8.08  |  |
| T100-PGC-13-FS        | Class C Galvanized Slotted Grate, 1 meter                     |  | 39.37" (1000) | \$331.86   | \$101.18 | 9.68  | 13.31 |  |
| T100-PGC-13-FS-500    | Class C Galvanized Slotted Grate, 1/2 meter                   |  | 19.69" (500)  | \$199.13   | \$121.42 | 4.59  | 13.31 |  |
| T100-PGC-3-FS         | Class C Stainless Steel Slotted Grate, 1 meter                |  | 39.37" (1000) | \$668.07   | \$203.68 | 9.32  | 13.31 |  |
| T100-PGC-3-FS-500     | Class C Stainless Steel Slotted Grate, 1/2 meter              |  | 19.69" (500)  | \$400.86   | \$244.43 | 4.62  | 13.31 |  |
| T100-PGC-13-GM        | Class C Galvanized Mesh Grate, 1 meter                        |  | 39.37" (1000) | \$344.96   | \$105.17 | 11.50 | 40.75 |  |
| T100-PGC-13-GM-500    | Class C Galvanized Mesh Grate, 1/2 meter                      |  | 19.69" (500)  | \$206.97   | \$126.20 | 5.80  | 40.75 |  |
| T100-PGC-3-SM         | Class C Stainless Steel Mesh Grate, 1 meter                   |  | 39.37" (1000) | \$1,080.90 | \$329.54 | 11.50 | 40.75 |  |
| T100-PGC-3-SM-500     | Class C Stainless Steel Mesh Grate, 1/2 meter                 |  | 19.69" (500)  | \$777.18   | \$473.89 | 5.80  | 40.75 |  |
| T100-PGC-13-SD        | Class C Galvanized Paverslot Grate, 1 meter                   |  | 39.37" (1000) | \$310.62   | \$94.70  | 10.25 | 6.00  |  |
| T100-PGC-13-SD-500    | Class C Galvanized Paverslot Grate, 1/2 meter                 |  | 19.69" (500)  | \$211.03   | \$128.68 | 5.23  | 6.00  |  |
| T100-PGC-13-SD-MU-500 | Class C Galvanized Maintenance Unit Paverslot, 1/2 meter      |  | 19.69" (500)  | \$409.82   | \$249.89 | 7.43  | 3.00  |  |
| T100-PGC-3-SD         | Class C Stainless Steel Paverslot Grate, 1 meter              |  | 39.37" (1000) | \$566.74   | \$172.79 | 10.07 | 6.00  |  |
| T100-PGC-3-SD-500     | Class C Stainless Steel Paverslot Grate, 1/2 meter            |  | 19.69" (500)  | \$331.70   | \$202.26 | 5.06  | 6.00  |  |
| T100-PGC-3-SD-MU-500  | Class C Stainless Steel Maintenance Unit Paverslot, 1/2 meter |  | 19.69" (500)  | \$644.00   | \$392.68 | 7.43  | 3.00  |  |

|                   |   |                  |              |          |         |       |       |  |
|-------------------|---|------------------|--------------|----------|---------|-------|-------|--|
| T100-PGC-HPP      | Class C Black Plastic Slotted Grate, 1/2 meter                |                  | 19.69" (500) | \$115.00 | \$70.12 | 2.35  | 9.84  |  |
| T100-PGC-4        | Class C Ductile Iron Slotted Grate, 1/2 meter                 |                  | 19.69" (500) | \$58.94  | \$35.94 | 7.26  | 16.64 |  |
| T100-PGC-4-13     | Class C Galvanized Ductile Iron Slotted Grate, 1/2 meter      |                  | 19.69" (500) | \$73.67  | \$44.92 | 7.26  | 16.64 |  |
| T100-PGC-4-HP     | Class C Ductile Iron Heelproof Slotted Grate, 1/2 meter       |                  | 19.69" (500) | \$113.22 | \$69.04 | 7.26  | 7.42  |  |
| T100-PGC-4-ADA    | Class C Ductile Iron Longitudinal Grate, 1/2 meter            | Avail. May, 2025 | 19.69" (500) | \$113.22 | \$69.04 | 7.26  | 7.42  |  |
| T100-PGC-4-ADA-13 | Class C Galvanized Ductile Iron Longitudinal Grate, 1/2 meter |                  | 19.69" (500) | \$141.52 | \$86.29 | 7.26  | 7.42  |  |
| T100-PGC-4-WVY    | Class C Ductile Iron WAVE Grate, 1/2 meter                    |                  | 19.69" (500) | \$113.53 | \$69.23 | 10.12 | 25.96 |  |
| T100-PGC-4-BG     | Class C Ductile Iron Bavaria Grate, 1/2 meter                 |                  | 19.69" (500) | \$113.53 | \$69.23 | 6.60  | 13.88 |  |
| T100-SCC-4        | Class C Ductile Iron Solid Cover, 1/2 meter                   |                  | 19.69" (500) | \$113.53 | \$69.23 | 13.00 | -     |  |

#### LOAD CLASS E GRATES - EN 1433 - 134,800 LBS., 600kN, 2,785 P.S.I.

|                    |  |  |               |          |          |      |       |  |
|--------------------|--|--|---------------|----------|----------|------|-------|--|
| T100-PGE-13-FS     | Class E Galvanized Slotted Grate, 1 meter                |  | 39.37" (1000) | \$279.67 | \$85.27  | 9.68 | 13.31 |  |
| T100-PGE-13-FS-500 | Class E Galvanized Slotted Grate, 1/2 meter              |  | 19.69" (500)  | \$179.62 | \$109.52 | 4.59 | 13.31 |  |
| T100-PGE-3-FS      | Class E Stainless Steel Slotted Grate, 1 meter           |  | 39.37" (1000) | \$895.28 | \$272.95 | 9.32 | 13.31 |  |
| T100-PGE-3-FS-500  | Class E Stainless Steel Slotted Grate, 1/2 meter         |  | 19.69" (500)  | \$537.17 | \$327.54 | 4.62 | 13.31 |  |
| T100-PGE-4         | Class E Ductile Iron Slotted Grate, 1/2 meter            |  | 19.69" (500)  | \$96.07  | \$58.58  | 8.36 | 19.49 |  |
| T100-PGE-4-13      | Class E Galvanized Ductile Iron Slotted Grate, 1/2 meter |  | 19.69" (500)  | \$127.25 | \$74.54  | 8.36 | 19.49 |  |

|                    |   |  |               |            |          |       |       |  |
|--------------------|---|--|---------------|------------|----------|-------|-------|--|
| T100-PGE-4-HP      | Class E Ductile Iron Heelproof Slotted Grate, 1/2 meter       |  | 19.69" (500)  | \$170.30   | \$103.84 | 8.36  | 7.42  |  |
| T100-PGE-4-ADA     | Class E Ductile Iron Longitudinal Grate, 1/2 meter            |  | 19.69" (500)  | \$170.30   | \$103.84 | 10.70 | 18.07 |  |
| T100-PGE-4-ADA-13  | Class E Galvanized Ductile Iron Longitudinal Grate, 1/2 meter |  | 19.69" (500)  | \$255.43   | \$155.75 | 10.70 | 18.07 |  |
| T100-PGE-3-SBG     | Class E Stainless Steel Bar Grate, 1 meter                    |  | 39.37" (1000) | \$1,138.50 | \$347.10 | 12.00 | 24.70 |  |
| T100-PGE-3-SBG-500 | Class E Stainless Steel Bar Grate, 1/2 meter                  |  | 19.69" (500)  | \$683.10   | \$416.52 | 7.00  | 24.70 |  |

#### LOAD CLASS F GRATES - EN 1433 - 202,320 lbs., 900 Kn, 4,177 P.S.I.

|                      |   |  |              |          |          |       |       |  |
|----------------------|---|--|--------------|----------|----------|-------|-------|--|
| T100-PGF-4-PX        | Class F Ductile Iron Slotted Grate, 1/2 meter                   |  | 19.69" (500) | \$124.26 | \$75.77  | 9.50  | 18.83 |  |
| T100-PGF-4-PX-13     | Class F Galvanized Ductile Iron Slotted Grate, 1/2 meter        |  | 19.69" (500) | \$161.70 | \$98.60  | 9.50  | 18.83 |  |
| T100-PGF-4-B         | Class F Ductile Iron 4 bolt slotted grate, 1/2 meter            |  | 19.69" (500) | \$124.26 | \$75.77  | 9.50  | 18.83 |  |
| T100-PGF-4-B-13      | Class F Galvanized Ductile Iron 4 bolt slotted grate, 1/2 meter |  | 19.69" (500) | \$161.70 | \$98.60  | 9.50  | 18.83 |  |
| T100-PGF-4-ADA-PX    | Class F Ductile Iron Longitudinal Grate, 1/2 meter              |  | 19.69" (500) | \$219.94 | \$134.11 | 12.00 | 18.07 |  |
| T100-PGF-4-ADA-PX-13 | Class F Galvanized Ductile Iron Longitudinal Grate, 1/2 meter   |  | 19.69" (500) | \$285.93 | \$174.35 | 12.00 | 18.07 |  |

See page 12 for explanation of ADA compliant grates

See page 12 for explanation of Heelproof compliant grates

Black acid resistant epoxy coated ductile iron grates (-11B) are available.  
Same price as the -13 grates.

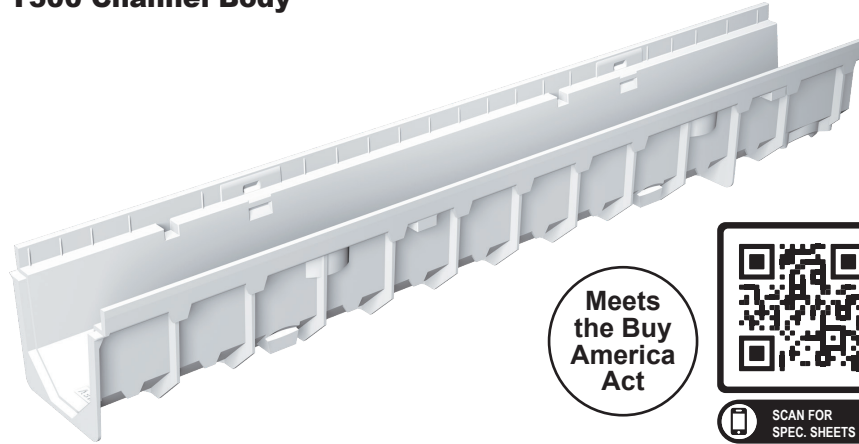
CALIFORNIA PROPOSITION 65 WARNING. This product contains chemicals known to the State of California to cause cancer and birth defects or other reproductive harm.

Visit [www.mifab.com](http://www.mifab.com) for the most recent product information. Design and dimensions are subject to modification. Prices do not include applicable taxes.

Toll Free: 1-800-465-2736, Fax: 1-773-341-3049  
sales@mifab.com Canada Toll Free: 1-800-387-3880

MIFAB®, Inc., 1321 West 119th Street, Chicago, Illinois 60643-5109, USA  
All sales subject to MIFAB's Terms and Warranties, please refer to page no. 54.

## T300 Channel Body



Meets  
the Buy  
America  
Act



SCAN FOR  
SPEC. SHEETS

## T300-CB420 Catch Basin



Go to [www.MIFAB.com](http://www.MIFAB.com) for cross section details and specification sheets.

| NO EDGE RAILS<br>(for up to and including Load Class B grates) |                                 | BODY<br>TYPE   | INVERT BODY<br>DEPTH | OVERALL BODY<br>DEPTH | MAXIMUM<br>FLOW RATE | WEIGHT<br>(LESS GRATE) |
|--|---------------------------------|--|----------------------|-----------------------|----------------------|------------------------|
| Channel Model #  | List Price, Each (1 Meter long) | Neutral - 0%   |                      |                       | GPM                  | Lbs.                   |
| <b>T300-PB</b>   | <b>\$398.50</b>                 | Neutral  | 4.80"                | 5"                    | 100                  | 5.72                   |
| <b>T300-SVF-3</b>  | <b>\$180.00</b>                 | Type 304 Stainless Steel veneer frame for T300 no edge channels, one meter long. |                      |                       |                      |                        |

## CATCH BASINS FOR T300 CHANNELS

| NO EDGE RAILS<br>(for up to and including Load Class B grates) |                                   | BODY<br>TYPE                | INVERT DEPTH | OVERALL DEPTH | WEIGHT<br>(LESS GRATE) |
|--|-----------------------------------|-----------------------------|--------------|---------------|------------------------|
| Catch Basin<br>Model #   | List Price, Each (1/2 Meter long) | Neutral - 0%                |              |               | Lbs.                   |
| <b>T300-CB420</b>  | <b>\$690.00</b>                   | Neutral                     | 13"          | 15.55"        | 8.80                   |
| <b>T300-CB420-SB</b>   | <b>\$207.00</b>                   | Replacement sediment bucket |              |               |                        |

NOTE: All catch basins are shipped with a sediment bucket.

|   |   |   |  |   |   |
|---|---|---|--|---|---|
| <b>MI-FLEX-300, 400</b>   | <b>T300-PBDS</b>  | <b>T300-REB</b>   | <b>T300-BO4</b>  | <b>T300-PEO3</b>  | <b>T300-PEC</b>   |
|  |  |  |  |  |  |

| MODEL #            | DESCRIPTION  | MATERIAL        | LIST PRICE           |
|--------------------|--|-----------------|----------------------|
| <b>MI-FLEX-300</b> | 3" Flexible rubber coupling to connect 3" No Hub horizontal channel outlets to drainage pipe               | Rubber          | <b>\$29.25</b>       |
| <b>MI-FLEX-400</b> | 4" Flexible rubber coupling to connect 4" No Hub vertical and horizontal channel outlets to drainage pipe. | Rubber          | <b>\$34.50</b>       |
| <b>T300-PBDS</b>   | Bottom Outlet Strainer   | Stainless Steel | <b>\$102.50</b>      |
| <b>T300-PEO3</b>   | 3" socket connection combination male end cap / end outlet, with connector                                 | Plastic         | <b>\$50.75</b>       |
| <b>T300-BO4</b>    | 4" socket connection bottom outlet   | Plastic         | <b>\$50.75</b>       |
| <b>T300-REB</b>    | Replacement Installation Device. <b>One provided at no charge with every T300 meter long channel.</b>      | Plastic         | <b>\$14.75, each</b> |
| <b>T300-PEC</b>    | End cap for female end channels  | Plastic         | <b>\$50.75</b>       |

CALIFORNIA PROPOSITION 65 WARNING. This product contains chemicals known to the State of California to cause cancer and birth defects or other reproductive harm.

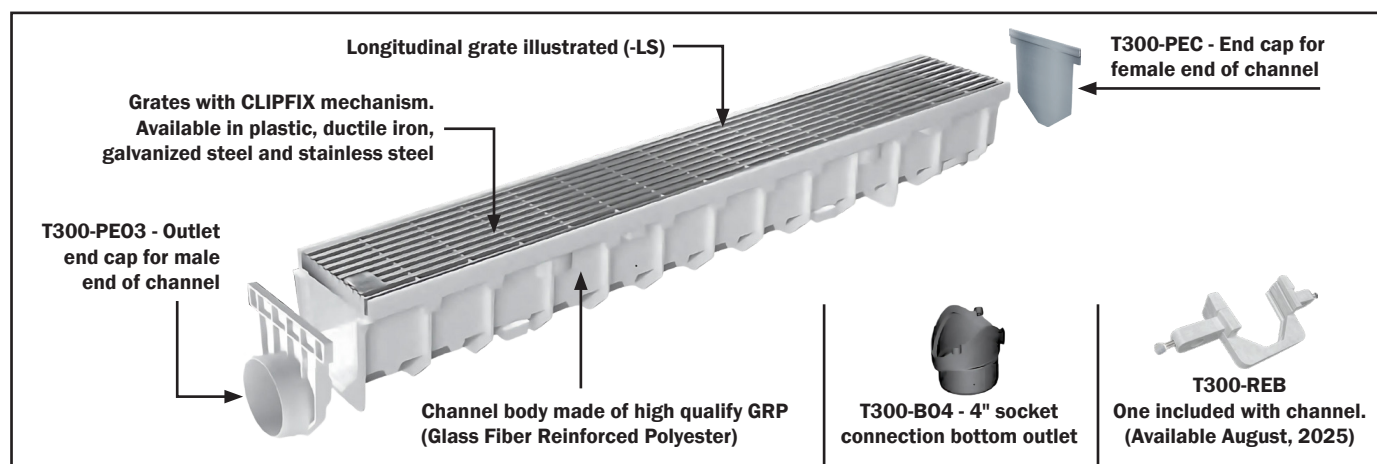


### LOAD CLASS A GRATES - EN 1433 - 3,372 LBS., 15kN, 70 P.S.I.

| Grate Part #       | Description  |  | Length (MM)   | List Price | List Price (Per Foot) | Weight | Grate Free Area (Sq. in./ft.) |  |
|--------------------|--|--|---------------|------------|-----------------------|--------|-------------------------------|--|
| T100-PGA-13-FP     | Class A Galvanized Perforated Grate, 1 meter                 |  | 39.37" (1000) | \$48.03    | \$14.64               | 3.85   | 8.08                          |  |
| T100-PGA-13-FP-500 | Class A Galvanized Perforated Grate, 1/2 meter               |  | 19.69" (500)  | \$28.82    | \$17.57               | 2.09   | 8.08                          |  |
| T100-PGA-3-FP      | Class A Stainless Steel Perforated Grate, 1 meter            |  | 39.37" (1000) | \$283.82   | \$86.53               | 3.85   | 8.08                          |  |
| T100-PGA-3-FP-500  | Class A Stainless Steel Perforated Grate, 1/2 meter          |  | 19.69" (500)  | \$170.29   | \$103.84              | 2.09   | 8.08                          |  |
| T100-PGA-13-FS     | Class A Galvanized Slotted Grate, 1 meter                    |  | 39.37" (1000) | \$48.03    | \$14.64               | 3.08   | 13.31                         |  |
| T100-PGA-13-FS-500 | Class A Galvanized Slotted Grate, 1/2 meter                  |  | 19.69" (500)  | \$28.82    | \$17.57               | 2.86   | 13.31                         |  |
| T100-PGA-3-FS      | Class A Stainless Steel Slotted Grate, 1 meter               |  | 39.37" (1000) | \$283.82   | \$86.53               | 3.12   | 13.31                         |  |
| T100-PGA-3-FS-500  | Class A Stainless Steel Slotted Grate, 1/2 meter             |  | 19.69" (500)  | \$170.29   | \$103.84              | 2.42   | 13.31                         |  |
| T100-PGA-3-SM      | Class A Stainless Steel Mesh Grate, 1 meter                  |  | 39.37" (1000) | \$416.16   | \$126.57              | 5.72   | 40.17                         |  |
| T100-PGA-3-SM-500  | Class A Stainless Steel Mesh Grate, 1/2 meter                |  | 19.69" (500)  | \$238.18   | \$145.23              | 3.08   | 40.17                         |  |
| T100-PGA-HPP-BLK   | Class A Plastic Longitudinal, Slotted Black Grate, 1/2 meter |  | 19.69" (500)  | \$63.10    | \$38.48               | 1.80   | 7.56                          |  |
| T100-PGA-HPP-GRY   | Class A Plastic Longitudinal, Slotted Grey Grate, 1/2 meter  |  | 19.69" (500)  | \$63.10    | \$38.48               | 1.80   | 7.56                          |  |

### LOAD CLASS B GRATES - EN 1433 - 28,100 LBS., 125kN, 580 P.S.I.

|                    |  |  |               |            |          |      |       |  |
|--------------------|--|--|---------------|------------|----------|------|-------|--|
| T100-PGB-13-LS     | Class B Galvanized Longitudinal Grate, 1 meter                       |  | 39.37" (1000) | \$205.13   | \$62.54  | 8.80 | 28.05 |  |
| T100-PGB-13-LS-500 | Class B Galvanized Longitudinal Grate, 1/2 meter                     |  | 19.69" (500)  | \$113.94   | \$69.48  | 4.37 | 28.05 |  |
| T100-PGB-3-WW      | Class B Stainless Steel Longitudinal, anti slip, WW Grate, 1 meter   |  | 39.37" (1000) | \$1,418.13 | \$432.36 | 8.80 | 26.52 |  |
| T100-PGB-3-WW-500  | Class B Stainless Steel Longitudinal, anti slip, WW Grate, 1/2 meter |  | 19.69" (500)  | \$1,004.35 | \$612.41 | 4.37 | 26.52 |  |
| T100-PGB-4         | Class B Ductile Iron Slotted Grate, 1/2 meter                        |  | 19.69" (500)  | \$58.94    | \$35.94  | 5.00 | 7.00  |  |



## TYPICAL T300 INSTALLATIONS



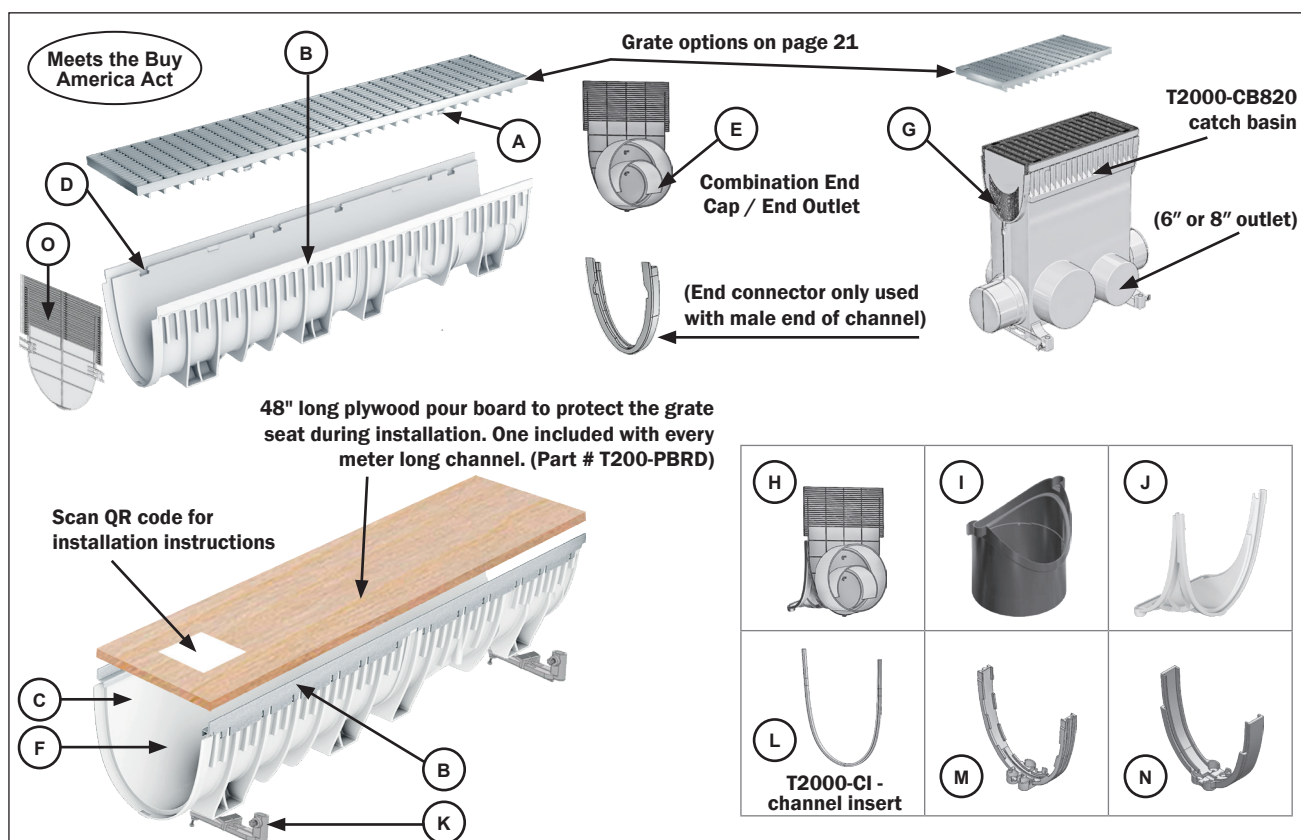
CALIFORNIA PROPOSITION 65 WARNING. This product contains chemicals known to the State of California to cause cancer and birth defects or other reproductive harm.

Visit [www.mifab.com](http://www.mifab.com) for the most recent product information. Design and dimensions are subject to modification. Prices do not include applicable taxes.

Toll Free: 1-800-465-2736, Fax: 1-773-341-3049  
sales@mifab.com Canada Toll Free: 1-800-387-3880

MIFAB®, Inc., 1321 West 119th Street, Chicago, Illinois 60643-5109, USA  
All sales subject to MIFAB's Terms and Warranties, please refer to page no. 54.

## T2000 SYSTEM COMPONENTS AND FEATURES



- A. Innovative CLIPFIX grate locking mechanism for plastic, ductile iron (up to and including Load Class E), galvanized and stainless steel grates. Innovative PROFIX grate locking mechanism and 4 bolt locking Load Class F ductile iron grates.
- B. GRP channels with no edge rails and also with 4mm thick galvanized and stainless steel and ductile iron frames as per EN 1433.
- C. High strength drainage channel body enables Load Class A 15kN to Load Class F 900 kN.
- D. Optimized flow cross section promotes self cleaning.
- E. Socket connection combination 4" and 6" end cap / end outlet for either end of the channels for all depths.
- F. Deep-seated anchorage bays in the drainage channel body ensures mechanical attachment to the concrete Installation device attachment point.
- G. Two end caps, two rebar installation devices (T2000-CB820-REB) and one sediment bucket are provided with every catch basin to accept all channel depths.
- H. Side outlet. (Side channel connector and combination outlet).
- I. 4" and 6" socket connection bottom outlet.
- J. Side channel connector. (Used to receive channels and side outlet).
- K. Rebar installation devices (plastic). Two included with every meter long channel.
- L. Channel insert to fill sealant groove between channels (if required)
- M. T2000-PMCC. Male to male channel connector for one meter long T2000 and T2020 channels. (with four self tapping screws).
- N. T2000-PFMC. Female to male channel connector for 1 meter long T2000 channels. One provided at no charge with every T2000 meter long channel. (with four self tapping screws).
- O. End cap for female end of the channel for all channel depths (T2000-PEC).

Go to [www.MIFAB.com](http://www.MIFAB.com)  
for cross section details and  
specification sheets.

ADA grates are designed to have open slots no greater than 0.5 inches (13mm) wide in one direction. If the length of the slot is greater than 0.5 inches, the opening shall run perpendicular to the main direction.



Heelproof grates are designed to resist entry of pointed high heel shoes from entering the trench drain grate opening. ASME Standard A112.6.3, Section 7.12 defines Heelproof as: "A grate designed to resist entry of high-heeled shoes, in which the maximum grate hole size in least dimension shall be 5/16" (8mm) (0.31").

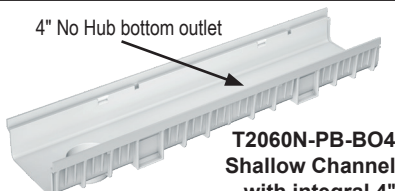



CALIFORNIA PROPOSITION 65 WARNING. This product contains chemicals known to the State of California to cause cancer and birth defects or other reproductive harm.

**T2060 - 8" INTERNAL WIDTH - SHALLOW CHANNELS**
**T2060N-PB Shallow Channel**


**Meets  
the Buy  
America  
Act**


4" No Hub bottom outlet


**T2060N-PB-BO4  
Shallow Channel  
with integral 4"  
outlet**

**T2000-CB820  
Catch Basin**


SCAN FOR  
SPEC. SHEETS

Go to [www.MIFAB.com](http://www.MIFAB.com) for cross section details and specification sheets.

| NO EDGE RAILS<br>(for up to and including Load Class C grates) |                                    | BODY<br>TYPE  | INVERT BODY<br>DEPTH | T2060N-REB<br>(two stainless steel<br>brackets with mounting hardware)                         | OVERALL BODY<br>DEPTH | MAXIMUM FLOW<br>RATE<br>GPM | WEIGHT<br>(LESS GRATE)<br>Lbs. |
|--|------------------------------------|---|----------------------|--|-----------------------|-----------------------------|--------------------------------|
| Channel<br>Model #   | List Price, Each<br>(1 Meter long) | Neutral - 0%  |                      |  |                       |                             |                                |
| T2060N-PB  | \$666.00                           | Neutral   | 3.54"                | T2060N-REB<br>\$35.50 for 2 pieces   | 3.94"                 | 260                         | 7.45                           |
| T2060N-PB-500 (1/2 Meter long)                                 | \$434.50                           | Neutral   | 3.54"                | T2060-CI - channel insert<br>for T2060 shallow channels,<br>if required. \$38.75 for bag of 10 | 3.94"                 | 260                         | 3.73                           |
| T2060N-PB-BO4  | \$666.00                           | Neutral   | 3.54"                |  | 3.94"                 | 260                         | 7.45                           |
| T2060N-SVF-3   | \$200.00                           | Type 304 Stainless Steel veneer frame for T2060N no edge channels, one meter long.  |                      |  |                       |                             |                                |
| T2000-PFO-4  | \$520.50                           | Load Class F Ductile Iron frame for T2000 and T2060N no edge channels, one meter long,<br>(two pieces needed per channel) |                      |  |                       |                             |                                |



Load Class F Ductile Iron frame  
for T2000 and T2060N channels  
**Available May, 2025**

**CATCH BASINS FOR T2000 AND T2060 CHANNELS**

| GALVANIZED STEEL<br>INTEGRAL EDGE RAILS<br>(for up to and including Load Class<br>E grates) |                                      | NO EDGE RAILS<br>(for up to and including Load Class<br>C grates) |                                      | STAINLESS STEEL<br>INTEGRAL EDGE RAILS (for<br>up to and including Load Class E<br>grates) |                                      | DUCTILE IRON<br>FRAME<br>(for Load Class F grates) |                                      | BODY<br>TYPE | INVERT<br>DEPTH | OVERALL<br>DEPTH | WEIGHT<br>(LESS GRATE)<br>Lbs. |
|---|--------------------------------------|---|--------------------------------------|--|--------------------------------------|--|--------------------------------------|--------------|-----------------|------------------|--------------------------------|
| Catch Basin<br>Model #  | List Price, Each<br>(1/2 Meter long) | Catch Basin<br>Model #  | List Price, Each<br>(1/2 Meter long) | Catch Basin<br>Model #   | List Price, Each<br>(1/2 Meter long) | Catch Basin<br>Model #                             | List Price, Each<br>(1/2 Meter long) | Neutral - 0% |                 |                  |                                |
| T2000-<br>CB820-13  | \$1,505.50                           | T2000-CB820   | \$1,266.00                           | T2000-CB820-3  | \$1,775.25                           | T2000-CB820-4                                      | \$1,648.75                           | Neutral      | 29.50"          | 30.30"           | 82.75                          |
| Replacement sediment bucket   |                                      | T2000-CB820-SB  | \$357.00                             |  |                                      |  |                                      |              |                 |                  |                                |

**NOTE: The T2000-CB820 catch basin includes a sediment bucket, two end caps and two rebar installation devices.**

|                  |            |           |                        |            |                  |            |
|------------------|------------|-----------|------------------------|------------|------------------|------------|
| MI-FLEX-400, 600 | T2000-PBDS | T2000-PEO | T2000-PBO4, T2000-PBO6 | T2000-REB  | T2000-SIDE-ADAPT | T2000-SO6  |
| T2060-PEC        | MI-4ADAPT  | T2000-PEC | T2000-PEC-BLK          | T2000-PMCC | T2000-PFMC       | T2000-PBRD |
|                  |            |           |                        |            |                  |            |

| MODEL #                 | DESCRIPTION   | MATERIAL        | LIST PRICE                 |
|-------------------------|---|-----------------|----------------------------|
| <b>MI-FLEX-400</b>      | 4" Flexible rubber coupling to connect 4" No Hub vertical and horizontal channel outlets to drainage pipe   | Rubber          | <b>\$34.50</b>             |
| <b>MI-FLEX-600</b>      | 6" Flexible rubber coupling to connect 6" No Hub vertical and horizontal channel outlets to drainage pipe   | Rubber          | <b>\$77.75</b>             |
| <b>T2000-PBDS</b>       | Bottom Outlet Strainer  | Stainless Steel | <b>\$136.00</b>            |
| <b>T2000-PEO</b>        | 4" and 6" socket connection combination male end cap / end outlet, with connector   | Plastic         | <b>\$102.75</b>            |
| <b>T2000-PEC</b>        | End cap for female end channels   | Plastic         | <b>\$102.75</b>            |
| <b>T2000-PEC-BLK</b>    | End cap for female end channels with ductile iron rails - black color   | Plastic         | <b>\$102.75</b>            |
| <b>T2000-PBO4</b>       | 4" Socket connection bottom outlet  | Plastic         | <b>\$102.75</b>            |
| <b>T2000-PBO6</b>       | 6" Socket connection bottom outlet  | Plastic         | <b>\$102.75</b>            |
| <b>T2000-REB</b>        | Replacement Installation Device. <b>Two provided at no charge with every T2000 meter long channel</b>   | Plastic         | <b>\$60.50, each</b>       |
| <b>T2000-SIDE-ADAPT</b> | Side Outlet Adapter for T2000N, T2010N and T2020N channels  | Plastic         | <b>\$102.75</b>            |
| <b>T2000-SO6</b>        | Combination 4" or 6" Side Outlet Connector (T2000-SIDE-ADAPT & T2000-PEO for T2000N, T2010N and T2020N channels.)   | Plastic         | <b>\$205.50</b>            |
| <b>T2060-PEC</b>        | Closed End Cap for T2060N channels  | Plastic         | <b>\$102.75</b>            |
| <b>MI-4ADAPT</b>        | 4" PVC x 4" N.P.T. adapter coupling to install around bottom outlet to connect to MIFAB® A1 body for waterproofing applications. (See page 42 for application)            | Plastic         | <b>\$31.75</b>             |
| <b>T2000-CI</b>         | Channel insert to fill expansion gap between channels (if required)   | Plastic         | <b>\$38.75 / bag of 10</b> |
| <b>T2000-PMCC</b>       | Male to male channel connector for 1 meter long T2000 channels  | Plastic         | <b>\$102.75</b>            |
| <b>T2000-PFMC</b>       | Female to male channel connector for 1 meter long T2000 channels<br><b>One provided at no charge with every T2000 meter long channel. (with four self tapping screws)</b> | Plastic         | <b>\$102.75</b>            |
| <b>T200-PBRD</b>        | Replacement 48" long plywood pour board to protect the channel during installation<br><b>One included at no charge with every T2000 meter long channel</b>                | Plywood         | <b>\$30.50</b>             |

CALIFORNIA PROPOSITION 65 WARNING. This product contains chemicals known to the State of California to cause cancer and birth defects or other reproductive harm.

Visit [www.mifab.com](http://www.mifab.com) for the most recent product information. Design and dimensions are subject to modification. Prices do not include applicable taxes.

Toll Free: 1-800-465-2736, Fax: 1-773-341-3049  
sales@mifab.com Canada Toll Free: 1-800-387-3880

MIFAB®, Inc., 1321 West 119th Street, Chicago, Illinois 60643-5109, USA  
All sales subject to MIFAB®'s Terms and Warranties, please refer to page no. 54.






Meets  
the Buy  
America  
Act



**T2000-PB Channel**  
(with no edge rail)



**T2000-PB-4 Channel**  
(with ductile iron frame)



SCAN FOR  
SPEC. SHEETS

| GALVANIZED STEEL<br>INTEGRAL EDGE RAILS<br>(for up to and including Load Class<br>E grates) |                                    | NO EDGE RAILS<br>(for up to and including Load<br>Class C grates) |   | STAINLESS STEEL<br>INTEGRAL EDGE RAILS<br>(for up to and including Load Class<br>E grates) |  | DUCTILE IRON<br>FRAME<br>(for Load Class F grates) |   | BODY<br>TYPE                 | INVERT BODY<br>DEPTH |            | OVERALL BODY<br>DEPTH |            | MAXIMUM<br>FLOW<br>RATE | WEIGHT<br>(LESS<br>GRATE) |
|---|------------------------------------|---|---|--|--|--|---|------------------------------|----------------------|------------|-----------------------|------------|-------------------------|---------------------------|
| Channel<br>Model #  | List Price, Each<br>(1 Meter long) | Channel<br>Model #  | List Price, Each<br>(1 Meter long)                            | Channel Model #  | List Price, Each<br>(1 Meter long)                             | Channel Model #                                    | List Price, Each<br>(1 Meter long)                            | Sloped - .5%<br>Neutral - 0% | E1<br>Min.           | E2<br>Max. | E1<br>Min.            | E2<br>Max. | GPM                     | Lbs.                      |
| T2000N-PB-13  | \$952.50                           | T2000N-PB   | \$716.75  | T2000N-PB-3  | \$2165.75  | T2000N-PB-4  | \$1236.25   | Neutral                      | 8.74"                | 8.74"      | 9.53"                 | 9.53"      | 525                     | 13.23                     |
| T2000N-PB-13-500<br>(half meter long<br>channel)  | \$571.75                           | T2000N-<br>PB-500   | \$430.25<br>(half meter long<br>channel)                      | T2000N-<br>PB-3-500  | \$1299.50<br>(half meter long<br>channel)                      | T2000N-PB-4-500                                    | \$742.25<br>(half meter long<br>channel)                      | Neutral                      | 8.74"                | 8.74"      | 9.53"                 | 9.53"      | 525                     | 7.39                      |
| T2000N-PB-13-500-DC<br>(half meter long<br>channel, direction<br>change)                    | \$571.75                           | T2000N-PB-<br>500-DC  | \$430.25<br>(half meter long<br>channel, direction<br>change) | T2000N-PB-3-<br>500-DC   | \$1299.50<br>(half meter long<br>channel, direction<br>change) | T2000N-PB-4-<br>500-DC                             | \$742.25<br>(half meter long<br>channel, direction<br>change) | Neutral                      | 8.74"                | 8.74"      | 9.53"                 | 9.53"      | 525                     | 7.39                      |
| T2001-PB-13   | \$952.50                           | T2001-PB  | \$716.75  | T2001-PB-3   | \$2165.75  | T2001-PB-4   | \$1236.25   | Sloped                       | 8.74"                | 8.93"      | 9.53"                 | 9.73"      | 580                     | 13.36                     |
| T2002-PB-13   | \$952.50                           | T2002-PB  | \$716.75  | T2002-PB-3   | \$2165.75  | T2002-PB-4   | \$1236.25   | Sloped                       | 8.93"                | 9.13"      | 9.73"                 | 9.93"      | 605                     | 13.52                     |
| T2003-PB-13   | \$952.50                           | T2003-PB  | \$716.75  | T2003-PB-3   | \$2165.75  | T2003-PB-4   | \$1236.25   | Sloped                       | 9.13"                | 9.33"      | 9.93"                 | 10.12"     | 632                     | 13.69                     |
| T2004-PB-13   | \$952.50                           | T2004-PB  | \$716.75  | T2004-PB-3   | \$2165.75  | T2004-PB-4   | \$1236.25   | Sloped                       | 9.33"                | 9.53"      | 10.12"                | 10.32"     | 650                     | 13.86                     |
| T2005-PB-13   | \$952.50                           | T2005-PB  | \$716.75  | T2005-PB-3   | \$2165.75  | T2005-PB-4   | \$1236.25   | Sloped                       | 9.53"                | 9.72"      | 10.32"                | 10.52"     | 686                     | 14.03                     |
| T2006-PB-13   | \$952.50                           | T2006-PB  | \$716.75  | T2006-PB-3   | \$2165.75  | T2006-PB-4   | \$1236.25   | Sloped                       | 9.72"                | 9.92"      | 10.52"                | 10.71"     | 715                     | 14.19                     |
| T2007-PB-13   | \$952.50                           | T2007-PB  | \$716.75  | T2007-PB-3   | \$2165.75  | T2007-PB-4   | \$1236.25   | Sloped                       | 9.92"                | 10.12"     | 10.71"                | 10.91"     | 759                     | 14.36                     |
| T2008-PB-13   | \$952.50                           | T2008-PB  | \$716.75  | T2008-PB-3   | \$2165.75  | T2008-PB-4   | \$1236.25   | Sloped                       | 10.12"               | 10.31"     | 10.91"                | 11.11"     | 789                     | 14.53                     |
| T2009-PB-13   | \$952.50                           | T2009-PB  | \$716.75  | T2009-PB-3   | \$2165.75  | T2009-PB-4   | \$1236.25   | Sloped                       | 10.31"               | 10.51"     | 11.11"                | 11.30"     | 819                     | 14.70                     |
| T2010-PB-13   | \$952.50                           | T2010-PB  | \$716.75  | T2010-PB-3   | \$2165.75  | T2010-PB-4   | \$1236.25   | Sloped                       | 10.51"               | 10.71"     | 11.30"                | 11.50"     | 850                     | 14.86                     |
| T2010N-PB-13  | \$952.50                           | T2010N-PB   | \$716.75  | T2010N-PB-3  | \$2,165.75   | T2010N-PB-4  | \$1236.25   | Neutral                      | 10.71"               | 10.71"     | 11.50"                | 11.50"     | 850                     | 15.65                     |
| T2010N-PB-13-500<br>(half meter long<br>channel)  | \$571.75                           | T2010N-<br>PB-500   | \$430.25<br>(half meter long<br>channel)                      | T2010N-<br>PB-3-500  | \$1299.50<br>(half meter long<br>channel)                      | T2010N-PB-4-500                                    | \$742.25<br>(half meter long<br>channel)                      | Neutral                      | 10.71"               | 10.71"     | 11.50"                | 11.50"     | 850                     | 7.83                      |
| T2010N-PB-13-500-DC<br>(half meter long<br>channel, direction<br>change)                    | \$571.75                           | T2010N-PB-<br>500-DC  | \$430.25<br>(half meter long<br>channel, direction<br>change) | T2000N-PB-3-<br>500-DC   | \$1299.50<br>(half meter long<br>channel, direction<br>change) | T2010N-PB-4-<br>500-DC                             | \$742.25<br>(half meter long<br>channel, direction<br>change) | Neutral                      | 10.71"               | 10.71"     | 11.50"                | 11.50"     | 850                     | 7.83                      |
| T2011-PB-13   | \$952.50                           | T2011-PB  | \$716.75  | T2011-PB-3   | \$2165.75  | T2011-PB-4   | \$1236.25   | Sloped                       | 10.71"               | 10.90"     | 11.50"                | 11.70"     | 881                     | 15.03                     |
| T2012-PB-13   | \$952.50                           | T2012-PB  | \$716.75  | T2012-PB-3   | \$2165.75  | T2012-PB-4   | \$1236.25   | Sloped                       | 10.90"               | 11.10"     | 11.70"                | 11.89"     | 915                     | 15.20                     |
| T2013-PB-13   | \$952.50                           | T2013-PB  | \$716.75  | T2013-PB-3   | \$2165.75  | T2013-PB-4   | \$1236.25   | Sloped                       | 11.10"               | 11.30"     | 11.89"                | 12.09"     | 948                     | 15.37                     |
| T2014-PB-13   | \$952.50                           | T2014-PB  | \$716.75  | T2014-PB-3   | \$2165.75  | T2014-PB-4   | \$1236.25   | Sloped                       | 11.30"               | 11.49"     | 12.09"                | 12.29"     | 983                     | 15.53                     |
| T2015-PB-13   | \$952.50                           | T2015-PB  | \$716.75  | T2015-PB-3   | \$2165.75  | T2015-PB-4   | \$1236.25   | Sloped                       | 11.49"               | 11.69"     | 12.29"                | 12.49"     | 1018                    | 15.70                     |
| T2016-PB-13   | \$952.50                           | T2016-PB  | \$716.75  | T2016-PB-3   | \$2165.75  | T2016-PB-4   | \$1236.25   | Sloped                       | 11.69"               | 11.89"     | 12.49"                | 12.68"     | 1052                    | 15.87                     |
| T2017-PB-13   | \$952.50                           | T2017-PB  | \$716.75  | T2017-PB-3   | \$2165.75  | T2017-PB-4   | \$1236.25   | Sloped                       | 11.89"               | 12.08"     | 12.68"                | 12.88"     | 1119                    | 16.04                     |
| T2018-PB-13   | \$952.50                           | T2018-PB  | \$716.75  | T2018-PB-3   | \$2165.75  | T2018-PB-4   | \$1236.25   | Sloped                       | 12.08"               | 12.28"     | 12.88"                | 13.08"     | 1155                    | 16.20                     |
| T2019-PB-13   | \$952.50                           | T2019-PB  | \$716.75  | T2019-PB-3   | \$2165.75  | T2019-PB-4   | \$1236.25   | Sloped                       | 12.28"               | 12.48"     | 13.08"                | 13.27"     | 1194                    | 16.37                     |
| T2020-PB-13   | \$952.50                           | T2020-PB  | \$716.75  | T2020-PB-3   | \$2165.75  | T2020-PB-4   | \$1236.25   | Sloped                       | 12.48"               | 12.67"     | 13.27"                | 13.47"     | 1233                    | 16.54                     |
| T2020N-PB-13  | \$952.50                           | T2020N-PB   | \$716.75  | T2020N-PB-3  | \$2,165.75   | T2020N-PB-4  | \$1236.25   | Neutral                      | 12.67"               | 12.67"     | 13.47"                | 13.47"     | 1233                    | 17.50                     |
| T2020N-PB-13-500<br>(half meter long<br>channel)  | \$571.75                           | T2020N-<br>PB-500   | \$430.25<br>(half meter long<br>channel)                      | T2020N-<br>PB-3-500  | \$1299.50<br>(half meter long<br>channel)                      | T2020N-PB-4-500                                    | \$742.25<br>(half meter long<br>channel)                      | Neutral                      | 12.67"               | 12.67"     | 13.47"                | 13.47"     | 1233                    | 8.75                      |
| T2020N-PB-13-500-DC<br>(half meter long<br>channel, direction<br>change)                    | \$571.75                           | T2020N-PB-<br>500-DC  | \$430.25<br>(half meter long<br>channel, direction<br>change) | T2000N-PB-3-<br>500-DC   | \$1299.50<br>(half meter long<br>channel, direction<br>change) | T2020N-PB-4-<br>500-DC                             | \$742.25<br>(half meter long<br>channel, direction<br>change) | Neutral                      | 12.67"               | 12.67"     | 13.47"                | 13.47"     | 1233                    | 8.75                      |

Available May, 2025

CALIFORNIA PROPOSITION 65 WARNING. This product contains chemicals known to the State of California to cause cancer and birth defects or other reproductive harm.





#### LOAD CLASS A GRATES - EN 1433 - 3,372 LBS., 15kN, 70 P.S.I.

| Grate Part #       | Description                                   |  | Length (MM)   | List Price | List Price (Per Foot) | Weight | Grate Free Area (Sq. in. /ft.) |  |
|--------------------|---|--|---------------|------------|-----------------------|--------|--------------------------------|--|
| T200-PGA-13-GM     | Class A Galvanized Mesh Grate, 1 meter        |  | 39.37" (1000) | \$411.35   | \$125.41              | 13.13  | 78.78                          |  |
| T200-PGA-13-GM-500 | Class A Galvanized Mesh Grate, 1/2 meter      |  | 19.69" (500)  | \$284.46   | \$173.45              | 6.82   | 78.78                          |  |
| T200-PGA-3-SM      | Class A Stainless Steel Mesh Grate, 1 meter   |  | 39.37" (1000) | \$2,353.56 | \$717.55              | 13.13  | 78.78                          |  |
| T200-PGA-3-SM-500  | Class A Stainless Steel Mesh Grate, 1/2 meter |  | 19.69" (500)  | \$1,399.92 | \$853.61              | 6.82   | 78.78                          |  |

#### LOAD CLASS B GRATES - EN 1433 - 28,100 LBS., 125kN, 580 P.S.I.

|                    |   |  |               |            |          |       |       |  |
|--------------------|---|--|---------------|------------|----------|-------|-------|--|
| T200-PGB-13-LS     | Class B Galvanized Longitudinal Grate, 1 meter                |  | 39.37" (1000) | \$463.68   | \$141.38 | 16.02 | 51.25 |  |
| T200-PGB-13-LS-500 | Class B Galvanized Longitudinal Grate, 1/2 meter              |  | 19.69" (500)  | \$301.57   | \$183.88 | 8.38  | 51.25 |  |
| T200-PGB-3-WW      | Class B Stainless Longitudinal, anti slip WW grate, 1 meter   |  | 39.37" (1000) | \$2,253.56 | \$717.55 | 16.32 | 48.78 |  |
| T200-PGB-3-WW-500  | Class B Stainless Longitudinal, anti slip WW grate, 1/2 meter |  | 19.69" (500)  | \$1,399.92 | \$853.61 | 8.31  | 48.78 |  |

#### LOAD CLASS C GRATES - EN 1433 - 56,200 LBS., 250kN, 1,160 P.S.I.

|                    |   |  |               |            |            |       |       |  |
|--------------------|---|--|---------------|------------|------------|-------|-------|--|
| T200-PGC-13-GM     | Class C Galvanized Mesh Grate, 1 meter                        |  | 39.37" (1000) | \$877.43   | \$267.51   | 24.33 | 70.46 |  |
| T200-PGC-13-GM-500 | Class C Galvanized Mesh Grate, 1/2 meter                      |  | 19.69" (500)  | \$535.05   | \$326.25   | 11.66 | 70.46 |  |
| T200-PGC-3-SM      | Class C Stainless Steel Mesh Grate, 1 meter                   |  | 39.37" (1000) | \$2,893.53 | \$882.17   | 24.33 | 70.46 |  |
| T200-PGC-3-SM-500  | Class C Stainless Steel Mesh Grate, 1/2 meter                 |  | 19.69" (500)  | \$1,864.72 | \$1,137.02 | 11.66 | 70.46 |  |
| T200-PGC-13-SD     | Class C Galvanized Paverslot Grate, 1 meter                   |  | 39.37" (1000) | \$462.15   | \$140.90   | 47.08 | 12.01 |  |
| T200-PGC-13-SD-500 | Class C Galvanized Paverslot Grate, 1/2 meter                 |  | 19.69" (500)  | \$375.17   | \$228.76   | 23.54 | 12.01 |  |
| T200-PGC-13-MU-500 | Class C Galvanized Maintenance Unit Paverslot, 1/2 meter      |  | 19.69" (500)  | \$539.87   | \$329.19   | 43.78 | 6.01  |  |
| T200-PGC-3-SD      | Class C Stainless Steel Paverslot Grate, 1 meter              |  | 39.37" (1000) | \$984.82   | \$300.25   | 47.08 | 12.01 |  |
| T200-PGC-3-SD-500  | Class C Stainless Steel Paverslot Grate, 1/2 meter            |  | 19.69" (500)  | \$740.91   | \$451.77   | 23.54 | 12.01 |  |
| T200-PGC-3-MU-500  | Class C Stainless Steel Maintenance Unit Paverslot, 1/2 meter |  | 19.69" (500)  | \$1,252.87 | \$763.95   | 43.78 | 6.01  |  |
| T200-PGC-4         | Class C Ductile Iron Slotted Grate, 1/2 meter                 |  | 19.69" (500)  | \$137.57   | \$83.88    | 13.79 | 50.68 |  |
| T200-PGC-4-HP      | Class C Ductile Iron Heelproof Slotted Grate, 1/2 meter       |  | 19.69" (500)  | \$272.90   | \$166.40   | 13.79 | 10.94 |  |
| T200-PGC-4-WVY     | Class C Ductile Iron WAVE Grate, 1/2 meter                    |  | 19.69" (500)  | \$272.90   | \$166.40   | 13.86 | 47.73 |  |
| T200-PGC-4-BG      | Class C Ductile Iron Bavaria Grate, 1/2 meter                 |  | 19.69" (500)  | \$272.90   | \$166.40   | 13.64 | 28.19 |  |

#### LOAD CLASS D GRATES - EN 1433 - 89,920 LBS., 400kN, 1856 P.S.I

|               |   |  |              |          |          |       |   |  |
|---------------|---|--|--------------|----------|----------|-------|---|--|
| T200-SCD-4-PX | Class D Ductile Iron Solid Cover, 1/2 meter |  | 19.69" (500) | \$164.36 | \$100.22 | 26.00 | - |  |
|---------------|---|--|--------------|----------|----------|-------|---|--|

#### LOAD CLASS E GRATES - EN 1433 - 134,800 LBS., 600kN, 2,785 P.S.I.

|                    |   |  |               |            |            |       |       |  |
|--------------------|---|--|---------------|------------|------------|-------|-------|--|
| T200-PGE-4         | Class E Ductile Iron Slotted Grate, 1/2 meter                 |  | 19.69" (500)  | \$235.83   | \$143.80   | 19.25 | 51.20 |  |
| T200-PGE-4-13      | Class E Galvanized Ductile Iron Slotted Grate, 1/2 meter      |  | 19.69" (500)  | \$340.61   | \$207.69   | 19.25 | 51.20 |  |
| T200-PGE-4-HP      | Class E Ductile Iron Heelproof Slotted Grate, 1/2 meter       |  | 19.69" (500)  | \$340.61   | \$207.69   | 13.79 | 14.17 |  |
| T200-PGE-4-ADA     | Class E Ductile Iron Longitudinal Grate, 1/2 meter            |  | 19.69" (500)  | \$340.61   | \$207.69   | 21.25 | 26.72 |  |
| T200-PGE-4-ADA-13  | Class E Galvanized Ductile Iron Longitudinal Grate, 1/2 meter |  | 19.69" (500)  | \$569.84   | \$347.46   | 21.25 | 26.72 |  |
| T200-PGE-3-SBG     | Class E Stainless Steel Bar Grate, 1 meter                    |  | 39.37" (1000) | \$2,875.00 | \$876.52   | 75.00 | 50.46 |  |
| T200-PGE-3-SBG-500 | Class E Stainless Steel Bar Grate, 1/2 meter                  |  | 19.69" (500)  | \$1,674.00 | \$1,020.73 | 40.00 | 50.46 |  |

#### LOAD CLASS F GRATES - EN 1433 - 202,320 lbs., 900 Kn, 4,177 P.S.I.

|                      |   |  |              |          |          |       |       |  |
|----------------------|---|--|--------------|----------|----------|-------|-------|--|
| T200-PGF-4-PX        | Class F Ductile Iron Slotted Grate, 1/2 meter                   | <b>NOTE:</b><br>ONLY AVAILABLE WITH DUCTILE IRON FRAME CHANNELS. | 19.69" (500) | \$247.25 | \$150.76 | 22.00 | 48.30 |  |
| T200-PGF-4-PX-13     | Class F Galvanized Ductile Iron Slotted Grate, 1/2 meter        |  | 19.69" (500) | \$348.67 | \$212.60 | 22.00 | 48.30 |  |
| T200-PGF-4-B         | Class F Ductile Iron 4 bolt slotted grate, 1/2 meter            |  | 19.69" (500) | \$247.25 | \$150.76 | 22.00 | 48.30 |  |
| T200-PGF-4-B-13      | Class F Galvanized Ductile Iron 4 bolt slotted grate, 1/2 meter |  | 19.69" (500) | \$348.67 | \$212.60 | 22.00 | 48.30 |  |
| T200-PGF-4-ADA-PX    | Class F Ductile Iron Longitudinal Grate, 1/2 meter              |  | 19.69" (500) | \$367.68 | \$224.20 | 24.00 | 32.33 |  |
| T200-PGF-4-ADA-PX-13 | Class F Galvanized Ductile Iron Longitudinal Grate, 1/2 meter   |  | 19.69" (500) | \$507.15 | \$309.24 | 24.00 | 32.33 |  |

See page 12 for explanation of ADA compliant grates

See page 12 for explanation of Heelproof compliant grates

Black acid resistant epoxy coated ductile iron grates (-11B) are available. Same price as the -13 grates.

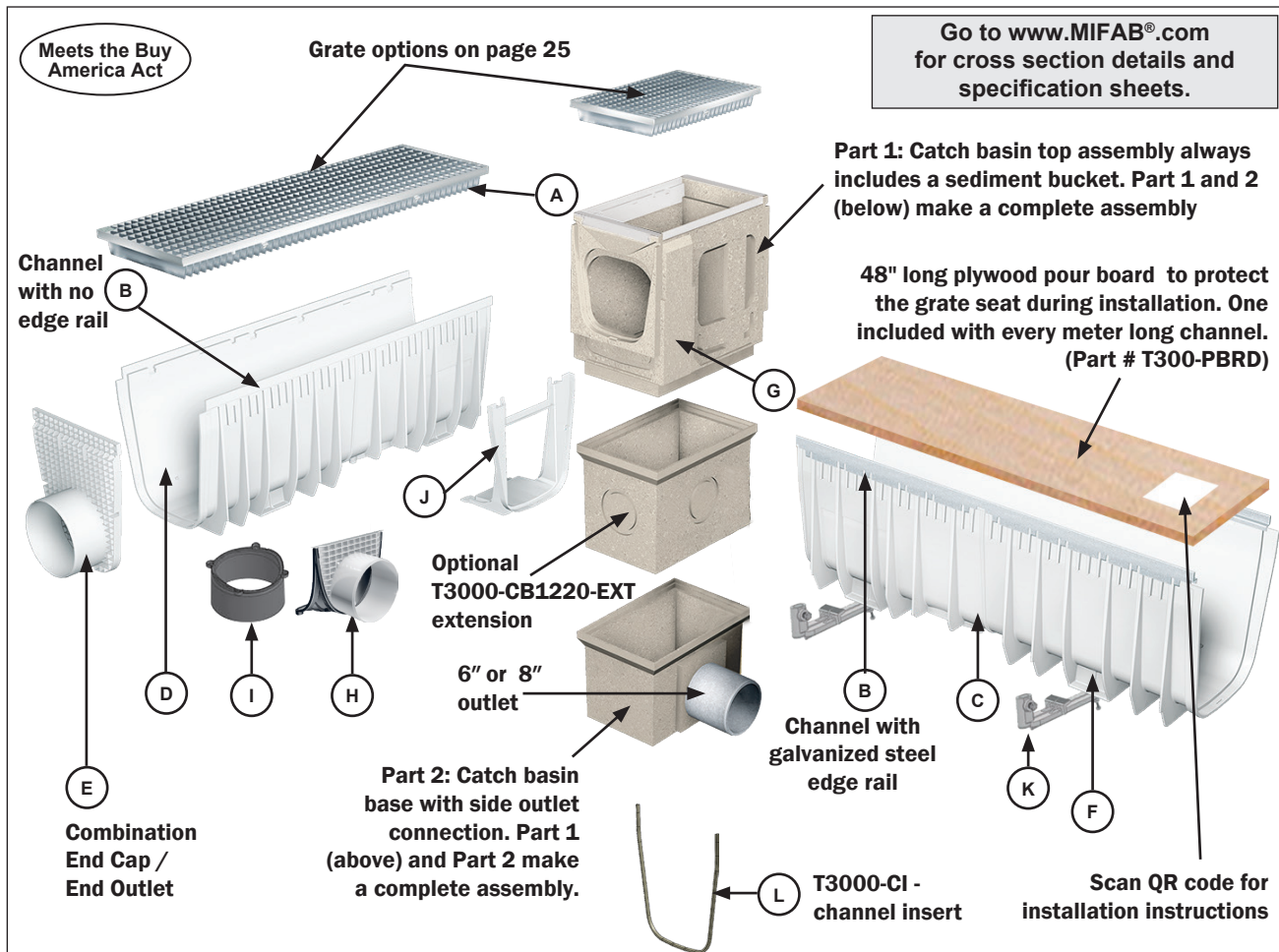
CALIFORNIA PROPOSITION 65 WARNING. This product contains chemicals known to the State of California to cause cancer and birth defects or other reproductive harm.

Visit [www.mifab.com](http://www.mifab.com) for the most recent product information. Design and dimensions are subject to modification. Prices do not include applicable taxes.

Toll Free: 1-800-465-2736, Fax: 1-773-341-3049  
sales@mifab.com Canada Toll Free: 1-800-387-3880

MIFAB®, Inc., 1321 West 119th Street, Chicago, Illinois 60643-5109, USA  
All sales subject to MIFAB's Terms and Warranties, please refer to page no. 54.

## T3000 SYSTEM COMPONENTS AND FEATURE



- A. Innovative CLIPFIX grate locking mechanism for plastic, ductile iron (up to and including Load Class E), galvanized and stainless steel grates.
- B. GRP channels with no edge rails and also with 4mm thick galvanized steel edge rails as per EN 1433.
- C. High strength drainage channel body enables Load Class A 15kN to Load Class E 600kN.
- D. Optimized flow cross section promotes self cleaning.
- E. Socket connection combination end cap / end outlet for either end of the channels for all depths.
- F. Deep-seated anchorage bays in the drainage channel body ensures mechanical attachment to the concrete Installation device attachment point.
- G. Polymer concrete catch basin top assembly to connect to channel.
- H. Side outlet. (Side channel connector and combination outlet).
- I. 6" or 8" socket connection bottom outlet.
- J. Side channel connector.
- K. Rebar installation devices (plastic). Two included with every meter long channel.
- L. Channel insert to fill sealant groove between channels (if required).



ADA grates are designed to have open slots no greater than 0.5 inches (13mm) wide in one direction. If the length of the slot is greater than 0.5 inches, the opening shall run perpendicular to the main direction.

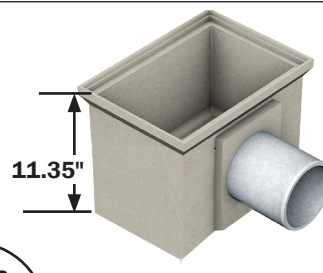
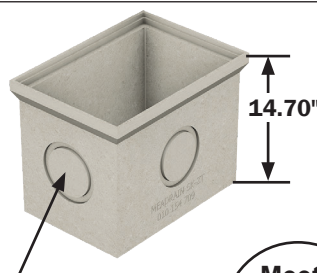



Heelproof grates are designed to resist entry of pointed high heel shoes from entering the trench drain grate opening. ASME Standard A112.6.3, Section 7.12 defines Heelproof as: "A grate designed to resist entry of high-heeled shoes, in which the maximum grate hole size in least dimension shall be 5/16" (8mm) (0.31").

CALIFORNIA PROPOSITION 65 WARNING. This product contains chemicals known to the State of California to cause cancer and birth defects or other reproductive harm.

**CATCH BASINS FOR T3000 CHANNELS**
**T3000-CB1220 Catch Basin**  
**(Polymer Concrete)**

Edge rails available in GRP  
and galvanized steel












Optional T3000-CB1220-EXT  
extension

**Meets  
the Buy  
America  
Act**

Go to [www.MIFAB.com](http://www.MIFAB.com)  
for cross section details and  
specification sheets.

| GALVANIZED STEEL INTEGRAL RAILS<br>(for up to and including Load Class E grates)       |                                      | NO EDGE RAILS<br>(for up to and including Load Class C grates) |                                      | INVERT<br>DEPTH | OVERALL<br>DEPTH | WEIGHT<br>(LESS GRATE)<br>Lbs. |
|--|--------------------------------------|--|--------------------------------------|-----------------|------------------|--------------------------------|
| Catch Basin<br>Model #   | List Price, Each<br>(1/2 Meter long) | Catch Basin<br>Model #   | List Price, Each<br>(1/2 Meter long) |                 |                  |                                |
| <b>T3000-CB1220-13-SO6</b>   | <b>\$2,062.25</b>                    | <b>T3000-CB1220-SO6</b>  | <b>\$1,705.75</b>                    | 32.45"          | 32.60"           | 152.03                         |
| <b>T3000-CB1220-13-SO8</b>   | <b>\$2,062.25</b>                    | <b>T3000-CB1220-SO8</b>  | <b>\$1,705.75</b>                    | 32.45"          | 32.60"           | 152.03                         |
| Optional extension piece to install between base &<br>top assembly for deeper inverts. |                                      | <b>T3000-CB1220-EXT</b>  | <b>\$990.00</b>                      | 13.78"          | 14.70"           | 48.50                          |
| Replacement sediment bucket.   |                                      | <b>T3000-CB1220-SB</b>   | <b>\$470.50</b>                      |                 |                  |                                |

**NOTE:** The T3000-CB1220 catch basin includes the base and top assembly.

|   |   |   |  |   |  |  |   |   |
|---|---|---|--|---|--|--|---|---|
|  |  |  |         |      |  |           |  |  |
| <b>MI-FLEX-600,<br/>800</b>   | <b>T3000-PBDS</b>   | <b>T3000-PEO8</b><br>End Cap / End<br>Outlet, 8" socket<br>connection               | <b>T3000-PBO6</b><br><b>T3000-PBO8</b><br>Socket Connection<br>Bottom Outlet -<br>6" or 8" | <b>T3000-REB</b><br>(Installation Device)<br>Two devices provided<br>with every channel | <b>T3000-SIDE-ADAPT</b><br>Side channel<br>adapter                                   | <b>T3000-SO8</b><br>Side outlet connector<br>& End Outlet<br>assembled together -<br>T3000-SO8 | <b>T3000-CI</b> -<br>channel insert   | <b>T300-PBRD</b>  |

| MODEL #                 | DESCRIPTION   | MATERIAL         | LIST PRICE                 |
|-------------------------|---|------------------|----------------------------|
| <b>MI-FLEX-600</b>      | 6" Flexible rubber coupling to connect<br>6" No Hub vertical channel outlet to drainage pipe                                      | Rubber           | <b>\$77.50</b>             |
| <b>MI-FLEX-800</b>      | 8" Flexible rubber coupling to connect<br>8" No Hub vertical and horizontal channel outlets to drainage pipe                      | Rubber           | <b>\$115.00</b>            |
| <b>T3000-PBDS</b>       | Bottom Outlet Strainer  | Stainless Steel  | <b>\$413.00</b>            |
| <b>T3000-PEO8</b>       | 8" socket connection combination end cap / end outlet   | Plastic          | <b>\$357.75</b>            |
| <b>T3000-PBO6</b>       | 6" socket connection bottom outlet  | Plastic          | <b>\$357.75</b>            |
| <b>T3000-PBO8</b>       | 8" socket connection bottom outlet  | Plastic          | <b>\$357.75</b>            |
| <b>T3000-REB</b>        | Replacement Installation Device   | Galvanized Steel | <b>\$70.00, each</b>       |
| <b>T3000-SO8</b>        | 8" Side Outlet Connector  | Plastic          | <b>\$484.00</b>            |
| <b>T3000-SIDE-ADAPT</b> | Side Channel adapter  | Plastic          | <b>\$126.75</b>            |
| <b>T3000-CI</b>         | Channel insert to fill expansion gap between channels (if required)   | Plastic          | <b>\$38.75 / bag of 10</b> |
| <b>T300-PBRD</b>        | Replacement 48" long plywood pour board to protect the channel during installation. One<br>included with every meter long channel | Plywood          | <b>\$42.50</b>             |

CALIFORNIA PROPOSITION 65 WARNING. This product contains chemicals known to the State of California to cause cancer and birth defects or other reproductive harm.

Visit [www.mifab.com](http://www.mifab.com) for the most recent product information. Design and dimensions are subject to modification. Prices do not include applicable taxes.

Toll Free: 1-800-465-2736, Fax: 1-773-341-3049  
sales@mifab.com Canada Toll Free: 1-800-387-3880

MIFAB®, Inc., 1321 West 119th Street, Chicago, Illinois 60643-5109, USA  
All sales subject to MIFAB's Terms and Warranties, please refer to page no. 54.

## T3000 GRP Channels



**T3000-PB-13 Channel**  
(with galvanized steel edge rail)



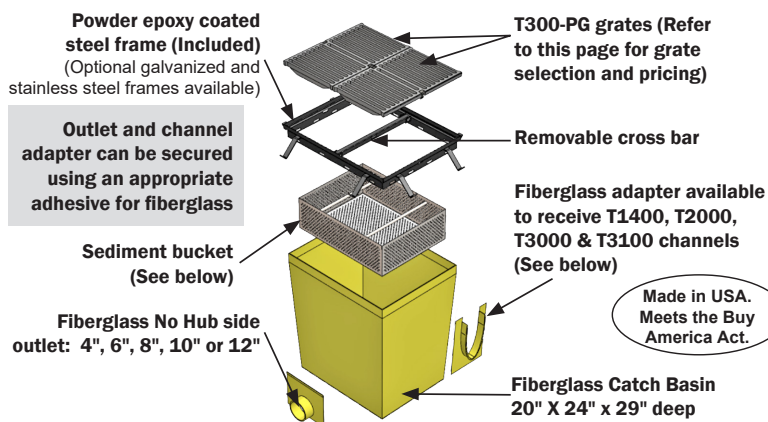
**T3000-PB Channel**  
(with no edge rail)



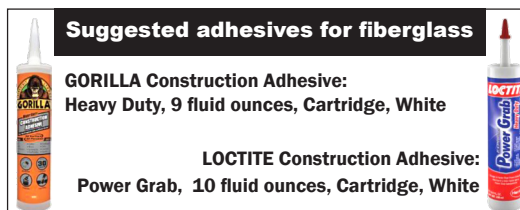
| GALVANIZED STEEL INTEGRAL RAILS<br>(for up to and including Load Class E grates) |  | NO EDGE RAILS<br>(for up to and including Load Class C grates) |  | BODY TYPE    | INVERT BODY DEPTH | OVERALL BODY DEPTH | MAXIMUM FLOW RATE | WEIGHT (LESS GRATE) |
|--|--|--|--|--------------|-------------------|--------------------|-------------------|---------------------|
| Channel Model #  | List Price, Each (1 Meter long)                                | Channel Model #  | List Price, Each (1 Meter long)                                | Neutral - 0% |                   |                    | GPM               | Lbs.                |
| <b>T3000N-PB-13</b>  | <b>\$1178.75</b>   | <b>T3000N-PB</b>   | <b>\$884.75</b>  | Neutral      | 14.17"            | 15.63"             | 3245              | 26.01               |
| <b>T3000N-PB-500-13</b>  | <b>\$707.25</b><br>(half meter long channel)                   | <b>T3000N-PB-500</b>   | <b>\$531.00</b><br>(half meter long channel)                   | Neutral      | 14.17"            | 15.63"             | 3245              | 15.12               |
| <b>T3000N-PB-500-DC-13</b>   | <b>\$707.25</b><br>(half meter long channel, direction change) | <b>T3000N-PB-500-DC</b>  | <b>\$531.00</b><br>(half meter long channel, direction change) | Neutral      | 14.17"            | 15.63"             | 3245              | 15.12               |

Type 304 Stainless Steel veneer frame for T3000N no edge channels, one meter long is available. Add \$265.75 List Price per meter to no edge channel price.

## T2000-CB2024 - 20" X 24" CATCH BASIN FOR T1400, T2000, T3000 & T3100 CHANNELS



### Suggested adhesives for fiberglass



| MODEL #   | LIST PRICE        |
|---|-------------------|
| <b>T2000-CB2024</b> (includes powder epoxy coated steel frame. Grates not included) | <b>\$1,811.00</b> |
| <b>T2000-CB2024-13</b> (includes galvanized steel frame. Grates not included)       | <b>\$2,300.00</b> |
| <b>T2000-CB2024-3</b> (includes stainless steel frame. Grates not included)         | <b>\$2,875.00</b> |

| Catch basin with extension riser. Overall depth of 55"                                 | LIST PRICE        |
|--|-------------------|
| <b>T2000-CB2024-55</b> (includes powder epoxy coated steel frame. Grates not included) | <b>\$1,897.50</b> |
| <b>T2000-CB2024-55-13</b> (includes galvanized steel frame. Grates not included)       | <b>\$3,450.00</b> |
| <b>T2000-CB2024-55-3</b> (includes stainless steel frame. Grates not included)         | <b>\$4,312.50</b> |

| OUTLET CONNECTIONS       |          | CHANNEL ADAPTERS   |          |
|--------------------------|----------|--------------------|----------|
| T2000-CB2024-PEO4 - 4"   | \$72.75  | T1400-CB2024-ADAPT | \$72.75  |
| T2000-CB2024-PEO6 - 6"   | \$96.75  | T2000-CB2024-ADAPT | \$96.75  |
| T2000-CB2024-PEO8 - 8"   | \$120.75 | T3000-CB2024-ADAPT | \$120.75 |
| T2000-CB2024-PEO10 - 10" | \$181.25 | T3100-CB2024-ADAPT | \$181.25 |
| T2000-CB2024-PEO12 - 12" | \$181.25 |                    |          |







| OPTIONAL VARIATIONS  |            |
|--|------------|
| MODEL #  | LIST PRICE |
| Powder epoxy coated steel sediment bucket (Part # T2000-CB2024-SB) | \$471.00   |
| Stainless Steel Sediment Bucket (Part # T2000-CB2024-SB-3)         | \$1,281.25 |

CALIFORNIA PROPOSITION 65 WARNING. This product contains chemicals known to the State of California to cause cancer and birth defects or other reproductive harm.














#### LOAD CLASS C GRATES - EN 1433 - 56,200 LBS., 250kN, 967 P.S.I.

| Grate Part #              | Description   |   | Length (MM)   | List Price        | List Price (Per Foot) | Weight | Grate Free Area (Sq. in. /ft.) |   |
|---------------------------|---|---|---------------|-------------------|-----------------------|--------|--------------------------------|---|
| <b>T300-PGC-13-GM</b>     | Class C Galvanized Mesh Grate, 1 meter                  |  | 39.37" (1000) | <b>\$1,768.93</b> | <b>\$539.31</b>       | 68.53  | 109.78                         |  |
| <b>T300-PGC-13-GM-500</b> | Class C Galvanized Mesh Grate, 1/2 meter                |   | 19.69" (500)  | <b>\$848.84</b>   | <b>\$517.59</b>       | 36.82  | 109.78                         |   |
| <b>T300-PGC-3-SM</b>      | Class C Stainless Steel Mesh Grate, 1 meter             |   | 39.37" (1000) | <b>\$3,739.20</b> | <b>\$1,140.00</b>     | 68.53  | 109.78                         |   |
| <b>T300-PGC-3-SM-500</b>  | Class C Stainless Steel Mesh Grate, 1/2 meter           |   | 19.69" (500)  | <b>\$2,949.45</b> | <b>\$1,798.45</b>     | 36.82  | 109.78                         |   |
| <b>T300-PGC-4</b>         | Class C Ductile Iron Slotted Grate, 1/2 meter           |   | 19.69" (500)  | <b>\$172.43</b>   | <b>\$105.14</b>       | 29.23  | 77.02                          |  |
| <b>T300-PGC-4-HP</b>      | Class C Ductile Iron Heelproof Slotted Grate, 1/2 meter |  | 19.69" (500)  | <b>\$283.81</b>   | <b>\$173.05</b>       | 29.23  | 21.59                          |  |
| <b>T300-PGC-4-WVY</b>     | Class C Ductile Iron WAVE Grate, 1/2 meter              |   | 19.69" (500)  | <b>\$523.44</b>   | <b>\$319.17</b>       | 34.10  | 84.63                          |  |

#### LOAD CLASS E GRATES - EN 1433 - 134,800 LBS., 600kN, 2,321 P.S.I.

|                          |   |   |              |                 |                 |       |       |   |
|--------------------------|---|---|--------------|-----------------|-----------------|-------|-------|---|
| <b>T300-PGE-4</b>        | Class E Ductile Iron Slotted Grate, 1/2 meter                         |   | 19.69" (500) | <b>\$314.43</b> | <b>\$191.73</b> | 42.02 | 77.02 |   |
| <b>T300-PGE-4-13</b>     | Class E Galvanized Ductile Iron Slotted Grate, 1/2 meter              |   | 19.69" (500) | <b>\$380.37</b> | <b>\$231.93</b> | 42.02 | 77.02 |  |
| <b>T300-PGE-4-HP</b>     | Class E Ductile Iron Heelproof Slotted Grate, 1/2 meter               |    | 19.69" (500) | <b>\$475.73</b> | <b>\$290.08</b> | 42.02 | 21.39 |  |
| <b>T300-PGE-4-ADA</b>    | Class E Ductile Iron Longitudinal Slotted Grate, 1/2 meter            |    | 19.69" (500) | <b>\$475.73</b> | <b>\$290.08</b> | 63.80 | 19.07 |  |
| <b>T300-PGE-4-ADA-13</b> | Class E Galvanized Ductile Iron Longitudinal Slotted Grate, 1/2 meter |   | 19.69" (500) | <b>\$570.54</b> | <b>\$347.89</b> | 63.80 | 19.07 |   |
| <b>T300-SCE-4</b>        | Class E Ductile Iron Solid Cover, 1/2 meter                           |   | 19.69" (500) | <b>\$472.29</b> | <b>\$287.93</b> | 66.00 | -     |  |



See page 22 for explanation of ADA compliant grates



See page 22 for explanation of Heelproof compliant grates

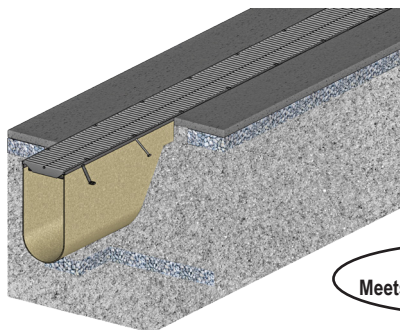
Black acid resistant epoxy coated ductile iron grates (-11B) are available. Same price as the -13 grates.

CALIFORNIA PROPOSITION 65 WARNING. This product contains chemicals known to the State of California to cause cancer and birth defects or other reproductive harm.

Visit [www.mifab.com](http://www.mifab.com) for the most recent product information. Design and dimensions are subject to modification. Prices do not include applicable taxes.

Toll Free: 1-800-465-2736, Fax: 1-773-341-3049  
sales@mifab.com Canada Toll Free: 1-800-387-3880

MIFAB®, Inc., 1321 West 119th Street, Chicago, Illinois 60643-5109, USA  
All sales subject to MIFAB's Terms and Warranties, please refer to page no. 54.



Made in USA.  
Meets the Buy America Act.

**Specification:** MIFAB® Series MIFAB® Series T3100, 12" internal width, fiberglass presloped (1%) trench drain system with optional grates (see page 27). Channels are available in one and two meter lengths. Powder, acid resistant epoxy coated steel frame is standard with all channels. Galvanized steel and stainless steel frames are also available. Bottom and end outlets are available in 6", 8" or 10" no hub outlet connections. Catch basin is available to suit all channel depths.

**FUNCTION:** The MIFAB® T3100 Series is ideal for projects that require longer sloping runs and increased discharge capacity within the trench drain system.

## ACCESSORIES

|                |   | LIST PRICE<br>(ADD) |
|----------------|---|---------------------|
| -3             | Stainless steel frame   | \$564.25 / foot     |
| -13            | Galvanized steel frame  | \$100.50 / foot     |
| -PBO           | 6", 8", 10" or 12" No Hub bottom outlet (T3100-PBO6, T3100-PBO8, T3100-PB10 and T3100-PB12)   | \$357.50            |
| -PEC           | Closed End Cap for male end channels (T3100-PEC)  | \$298.50            |
| -PECF          | End Cap for female end channels (T3100-PECF)  | \$298.50            |
| -PEIF          | 6", 8" or 10" No Hub end Inlet for female end channels (T3100-PEIF6, 8 or 10)                 | \$357.50            |
| -PEO           | 6", 8", 10" or 12" No Hub End Outlet (T3100-PEO6, T3100-PEO8, T3100-PEO10 and T3100-PEO12)    | \$357.50            |
| Catch<br>Basin | <b>See page 24 for the T2000-CB2024 catch basin description, accessories and List Prices.</b> |                     |
|                | Powder epoxy coated steel sediment bucket (Part # T2000-CB2024-SB)                            | \$471.00            |
|                | Stainless Steel Sediment Bucket (Part # T2000-CB2024-SB-3)                                    | \$1,281.25          |
|                | Stainless steel frame for catch basin   | \$1,629.00          |
|                | Galvanized steel frame for catch basin  | \$298.50            |

| CHANNEL#  | LENGTH      | SHALLOW INVERT | DEEP INVERT | LIST PRICE / EACH CHANNEL | LIST PRICE / FOOT |
|-----------|-------------|----------------|-------------|---------------------------|-------------------|
| T3100N    | 78.74" (2m) | 8"             | 8"          | \$2357.50                 | \$359.50          |
| T3100N-1M | 39.37" (1m) | 8"             | 8"          | \$1178.75                 | \$359.50          |
| T3101     | 78.74" (2m) | 8"             | 8.85"       | \$2357.50                 | \$359.50          |
| T3102     | 78.74" (2m) | 8.85"          | 9.70"       | \$2357.50                 | \$359.50          |
| T3103     | 78.74" (2m) | 9.70"          | 10.55"      | \$2357.50                 | \$359.50          |
| T3104     | 78.74" (2m) | 10.55"         | 11.40"      | \$2357.50                 | \$359.50          |
| T3105     | 78.74" (2m) | 11.40"         | 12.25"      | \$2357.50                 | \$359.50          |
| T3105N    | 78.74" (2m) | 12.25"         | 12.25"      | \$2357.50                 | \$359.50          |
| T3105N-1M | 39.37" (1m) | 12.25"         | 12.25"      | \$1178.75                 | \$359.50          |
| T3106     | 78.74" (2m) | 12.25"         | 13.10"      | \$2357.50                 | \$359.50          |
| T3107     | 78.74" (2m) | 13.10"         | 13.95"      | \$2357.50                 | \$359.50          |
| T3108     | 78.74" (2m) | 13.95"         | 14.80"      | \$2357.50                 | \$359.50          |
| T3109     | 78.74" (2m) | 14.80"         | 15.65"      | \$2357.50                 | \$359.50          |
| T3110     | 78.74" (2m) | 15.65"         | 16.50"      | \$2357.50                 | \$359.50          |
| T3110N    | 78.74" (2m) | 16.50"         | 16.50"      | \$2357.50                 | \$359.50          |
| T3110N-1M | 39.37" (1m) | 16.50"         | 16.50"      | \$1178.75                 | \$359.50          |
| T3111     | 78.74" (2m) | 16.50"         | 17.35"      | \$2357.50                 | \$359.50          |
| T3112     | 78.74" (2m) | 17.35"         | 18.20"      | \$2357.50                 | \$359.50          |
| T3113     | 78.74" (2m) | 18.20"         | 19.05"      | \$2357.50                 | \$359.50          |
| T3114     | 78.74" (2m) | 19.05"         | 19.90"      | \$2357.50                 | \$359.50          |
| T3115     | 78.74" (2m) | 19.90"         | 20.75"      | \$2357.50                 | \$359.50          |
| T3115N    | 78.74" (2m) | 20.75"         | 20.75"      | \$2357.50                 | \$359.50          |
| T3115N-1M | 39.37" (1m) | 20.75"         | 20.75"      | \$1178.75                 | \$359.50          |
| T3116     | 78.74" (2m) | 20.75"         | 21.60"      | \$2357.50                 | \$359.50          |
| T3117     | 78.74" (2m) | 21.60"         | 22.45"      | \$2357.50                 | \$359.50          |
| T3118     | 78.74" (2m) | 22.45"         | 23.30"      | \$2357.50                 | \$359.50          |
| T3119     | 78.74" (2m) | 23.30"         | 24.15"      | \$2357.50                 | \$359.50          |
| T3120     | 78.74" (2m) | 24.15"         | 25"         | \$2357.50                 | \$359.50          |
| T3120N    | 78.74" (2m) | 25"            | 25"         | \$2357.50                 | \$359.50          |
| T3120N-1M | 39.37" (1m) | 25"            | 25"         | \$1178.75                 | \$359.50          |
| T3121     | 78.74" (2m) | 25"            | 25.85"      | \$2357.50                 | \$359.50          |
| T3122     | 78.74" (2m) | 25.85"         | 26.70"      | \$2357.50                 | \$359.50          |
| T3123     | 78.74" (2m) | 26.70"         | 27.55"      | \$2357.50                 | \$359.50          |
| T3124     | 78.74" (2m) | 27.55"         | 28.40"      | \$2357.50                 | \$359.50          |
| T3125     | 78.74" (2m) | 28.40"         | 29.25"      | \$2357.50                 | \$359.50          |
| T3125N    | 78.74" (2m) | 29.25"         | 29.25"      | \$2357.50                 | \$359.50          |
| T3125N-1M | 39.37" (1m) | 29.25"         | 29.25"      | \$1178.75                 | \$359.50          |
| T3126     | 78.74" (2m) | 29.25"         | 30.10"      | \$2357.50                 | \$359.50          |
| T3127     | 78.74" (2m) | 30.10"         | 30.95"      | \$2357.50                 | \$359.50          |
| T3128     | 78.74" (2m) | 30.95"         | 31.80"      | \$2357.50                 | \$359.50          |
| T3129     | 78.74" (2m) | 31.80"         | 32.65"      | \$2357.50                 | \$359.50          |
| T3130     | 78.74" (2m) | 32.65"         | 33.50"      | \$2357.50                 | \$359.50          |
| T3130N    | 78.74" (2m) | 33.50"         | 33.50"      | \$2357.50                 | \$359.50          |
| T3130N-1M | 39.37" (1m) | 33.50"         | 33.50"      | \$1178.75                 | \$359.50          |







NOTE: Flow rate information per channel section is available on the [www.MIFAB.com](http://www.MIFAB.com) website

NOTE: Custom lengths, widths, depths, slopes & profiles available upon request. Contact MIFAB®.













CALIFORNIA PROPOSITION 65 WARNING. This product contains chemicals known to the State of California to cause cancer and birth defects or other reproductive harm.



#### LOAD CLASS C GRATES - EN 1433 - 56,200 LBS., 250kN, 967 P.S.I.

| Grate Part #       | Description   |   | Length (MM)   | List Price | List Price (Per Foot) | Weight | Grate Free Area (Sq. in. ft.) |   |
|--------------------|---|---|---------------|------------|-----------------------|--------|-------------------------------|---|
| T300-PGC-13-GM     | Class C Galvanized Mesh Grate, 1 meter                  |  | 39.37" (1000) | \$1,768.93 | \$539.31              | 68.53  | 109.78                        |  |
| T300-PGC-13-GM-500 | Class C Galvanized Mesh Grate, 1/2 meter                |   | 19.69" (500)  | \$848.84   | \$517.59              | 36.82  | 109.78                        |   |
| T300-PGC-3-SM      | Class C Stainless Steel Mesh Grate, 1 meter             |   | 39.37" (1000) | \$3,739.20 | \$1,140.00            | 68.53  | 109.78                        |   |
| T300-PGC-3-SM-500  | Class C Stainless Steel Mesh Grate, 1/2 meter           |   | 19.69" (500)  | \$2,949.45 | \$1,798.45            | 36.82  | 109.78                        |   |
| T300-PGC-4         | Class C Ductile Iron Slotted Grate, 1/2 meter           |   | 19.69" (500)  | \$172.43   | \$105.14              | 29.23  | 77.02                         |  |
| T300-PGC-4-HP      | Class C Ductile Iron Heelproof Slotted Grate, 1/2 meter |  | 19.69" (500)  | \$283.81   | \$173.05              | 29.23  | 21.59                         |  |
| T300-PGC-4-WVY     | Class C Ductile Iron WAVE Grate, 1/2 meter              |   | 19.69" (500)  | \$523.44   | \$319.17              | 34.10  | 84.63                         |  |

#### LOAD CLASS E GRATES - EN 1433 - 134,800 LBS., 600kN, 2,321 P.S.I.

|                    |   |   |               |            |            |        |       |   |
|--------------------|---|---|---------------|------------|------------|--------|-------|---|
| T300-PGE-4         | Class E Ductile Iron Slotted Grate, 1/2 meter                         |   | 19.69" (500)  | \$314.43   | \$191.73   | 42.02  | 77.02 |    |
| T300-PGE-4-13      | Class E Galvanized Ductile Iron Slotted Grate, 1/2 meter              |   | 19.69" (500)  | \$380.37   | \$231.93   | 42.02  | 77.02 |  |
| T300-PGE-4-HP      | Class E Ductile Iron Heelproof Slotted Grate, 1/2 meter               |    | 19.69" (500)  | \$475.73   | \$290.08   | 42.02  | 21.39 |  |
| T300-PGE-4-ADA     | Class E Ductile Iron Longitudinal Slotted Grate, 1/2 meter            |   | 19.69" (500)  | \$475.73   | \$290.08   | 63.80  | 19.07 |  |
| T300-PGE-4-ADA-13  | Class E Galvanized Ductile Iron Longitudinal Slotted Grate, 1/2 meter |   | 19.69" (500)  | \$570.54   | \$347.89   | 63.80  | 19.07 |   |
| T300-PGE-3-SBG     | Class E Stainless Steel Bar Grate, 1 meter                            |   | 39.37" (1000) | \$4,025.17 | \$1,227.18 | 100.00 | 73.63 |  |
| T300-PGE-3-SBG-500 | Class E Stainless Steel Bar Grate, 1/2 meter Grate, 1/2 meter         |   | 19.69" (500)  | \$2,470.94 | \$1,472.62 | 60.00  | 73.63 |  |
| T300-SCE-4         | Class E Ductile Iron Solid Cover, 1/2 meter                           |   | 19.69" (500)  | \$472.29   | \$287.93   | 66.00  | -     |  |

#### LOAD CLASS F GRATES - EN 1433 - 202,320 lbs., 900 Kn, 4,177 P.S.I.

|                 |   |  |              |          |          |       |       |   |
|-----------------|---|--|--------------|----------|----------|-------|-------|---|
| T300-PGF-4-B    | Class F Ductile Iron Slotted 4 Bolt Grate, 1/2 meter            |  | 19.69" (500) | \$386.40 | \$235.61 | 48.23 | 72.41 |  |
| T300-PGF-4-B-13 | Class F Galvanized Ductile Iron Slotted 4 Bolt Grate, 1/2 meter |  | 19.69" (500) | \$525.27 | \$320.29 | 48.23 | 72.41 |  |

**Note: These 4 bolt grates are only to be used with the T3100 and T3200 systems - pages 26 and 28.**



See page 22 for explanation of ADA compliant grates



See page 22 for explanation of Heelproof compliant grates

**Black acid resistant epoxy coated ductile iron grates (-11B) are available. Same price as the -13 grates.**

CALIFORNIA PROPOSITION 65 WARNING. This product contains chemicals known to the State of California to cause cancer and birth defects or other reproductive harm.

Visit [www.mifab.com](http://www.mifab.com) for the most recent product information. Design and dimensions are subject to modification. Prices do not include applicable taxes.

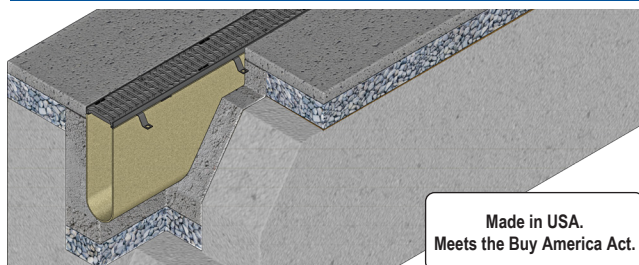
Toll Free: 1-800-465-2736, Fax: 1-773-341-3049  
sales@mifab.com Canada Toll Free: 1-800-387-3880

MIFAB®, Inc., 1321 West 119th Street, Chicago, Illinois 60643-5109, USA  
All sales subject to MIFAB's Terms and Warranties, please refer to page no. 54.



Due to the complexity of some projects, a standard off the shelf system may not meet the project needs. MIFAB® has developed a 4" (T1600), 8" (T2200) and 12" (T3200) internal width fiberglass (FRP) trench system. Depending on the application, MIFAB® is able to build these channel systems utilizing many different resins to meet site-specific requirements. MIFAB®'s sales and engineering team will work with you to design and develop a system to meet your project needs. The considerations are typically around long continuous sloping trench drain runs. These systems are able to accommodate changes of direction; primarily 45 and 90 degree bends and tees or whatever the project demands. We are able to produce the 8" system in depths of up to 48" and the 12" system in depths of up to 60". Accompanying the trench system, the frames are made from either powder epoxy coated steel, galvanized steel and / or stainless steel; depending on the project requirements. All accessories are available including inlet caps, end caps, end outlets, bottom outlets and catch basins. Grates are available in load classes from A to F and are manufactured using ductile iron, galvanized steel, stainless steel and / or fiberglass.

### T1600 - 4" INTERNAL WIDTH, PRESLOPED, FIBERGLASS HIGH CAPACITY TRENCH DRAIN SYSTEM



Made in USA.  
Meets the Buy America Act.

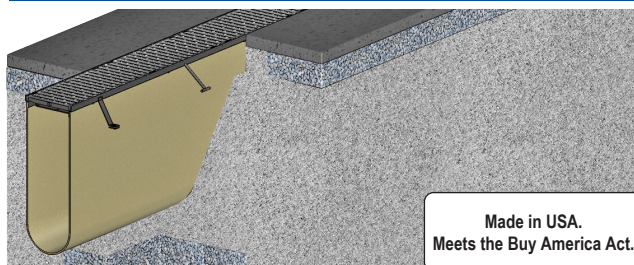
**Specification:** MIFAB® Series T1600 - 4" internal width trench drain manufactured from fiberglass channels, fabricated metal frames (specify powder coated steel, galvanized steel or stainless steel) and grates (specify ductile iron, galvanized steel, stainless steel or fiberglass in required Load Class and profile). Channels and frames are available in up to 20' long sections and channel depths range from 8" to 48". Field assembly of frames to top of channels is required by others. No hub end outlets are available up to 4". T2000-CB2024 catch basins are also available (see page 24).

**Function:** Ideal for projects that have large amounts of water to contain or drain within a long, continuous sloped trench drain system. Channel depths of up to 36" provide high volume drainage capacity.

See Page 15 for T100 Series grates for the T1600 channels.

Note: -PX Load Class F grates are not available with the T1600

### T2200 - 8" INTERNAL WIDTH, PRESLOPED, FIBERGLASS HIGH CAPACITY TRENCH DRAIN SYSTEM



Made in USA.  
Meets the Buy America Act.

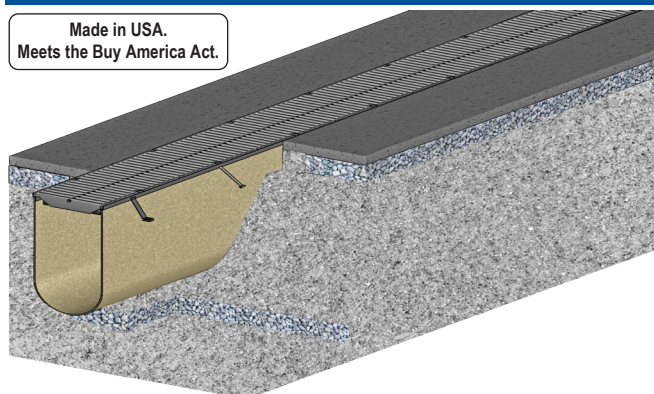
**Specification:** MIFAB® Series T2200 - 8" internal width trench drain manufactured from fiberglass channels, fabricated metal frames (specify powder coated steel, galvanized steel or stainless steel) and grates (specify ductile iron, galvanized steel, stainless steel or fiberglass in required Load Class and profile). Channels and frames are available in up to 20' long sections and channel depths range from 8" to 48". Field assembly of frames to top of channels is required by others. No hub end outlets are available up to 8". T2000-CB2024 catch basins are also available (see page 24).

**Function:** Ideal for projects that have large amounts of water to contain or drain within a long, continuous sloped trench drain system. Channel depths of up to 48" provide high volume drainage capacity.

See Page 20 for T200 Series grates for the T2200 channels.

Note: -PX Load Class F grates are not available with the T2200

### T3200 - 12" INTERNAL WIDTH, PRESLOPED, FIBERGLASS HIGH CAPACITY TRENCH DRAIN SYSTEM



Made in USA.  
Meets the Buy America Act.

**Specification:** MIFAB® Series T3200 - 12" internal width trench drain manufactured from fiberglass channels, fabricated metal frames (specify powder coated steel, galvanized steel or stainless steel) and grates (specify ductile iron, galvanized steel, stainless steel or fiberglass in required Load Class and profile). Channels and frames are available in up to 20' long sections and channel depths range from 8" to 60". Field assembly of frames to top of channels is required by others. No hub end outlets are available up to 10". T2000-CB2024 catch basins are also available (see page 24).

**Function:** Ideal for projects that have large amounts of water to contain or drain within a long, continuous sloped trench drain system. Channel depths of up to 60" provide high volume drainage capacity.



Over 1,000 linear feet of the T3200 high capacity trench drain system is installed in this large warehouse project.

Pricing available for T2200 and T3200 systems once all information is supplied. Engineering drawings will be generated to confirm requirements and production will commence after signed off drawings are received.

Note: See Page 27 for T300 Series grates for the T3200 channels.

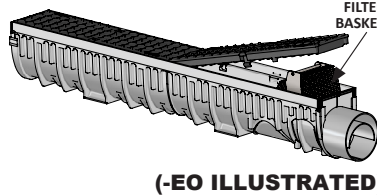

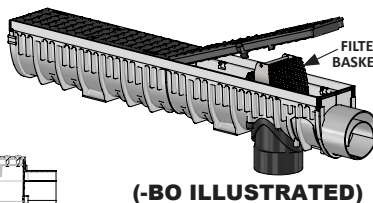
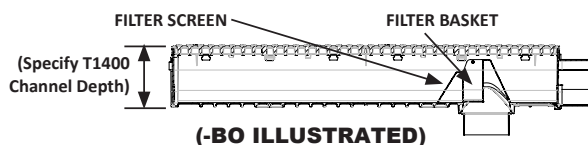
CALIFORNIA PROPOSITION 65 WARNING. This product contains chemicals known to the State of California to cause cancer and birth defects or other reproductive harm.



### T1400-LT - 4" INTERNAL WIDTH, GRP LINT TROUGH

**SPECIFICATION:** MIFAB® T1400-LT 4" internal width lint trough manufactured from glass fiber reinforced polyester (GRP) with GRP edge, (specify grates required), 2" or 3" no hub end outlets, 2" or 3" Schedule 40 PVC socket connection end outlets, and removable, corrosion resistant primary filter screen and secondary filter basket. Neutral sloped channels are ideal for above or below grade installation. Maximum working temperature (constant flow) of 212° Fahrenheit (100° C) and intermittent flow of 392° Fahrenheit (200° C) .

| FILTER BASKET ONLY                         | LIST PRICE |
|--|------------|
| T1400-LT-BO Filter basket at bottom outlet | \$1,000.00 |
| T1400-LT-EO Filter basket at end outlet    | \$1,000.00 |



Note: See pages 12 - 15 for T1400 channels, grates and accessories to add to the Filter Basket price.

Channels are not included and need to be ordered separately.


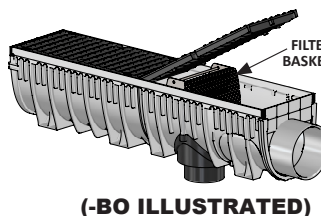
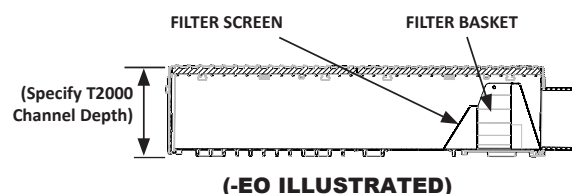
Note: Contact MIFAB® for System Design and Pricing.

Made in USA. Meets the Buy America Act.

### T2000-LT - 8" INTERNAL WIDTH, GRP LINT TROUGH

**SPECIFICATION:** MIFAB® T2000-LT 8" internal width lint trough manufactured from glass fiber reinforced polyester (GRP) with GRP edge, (specify grates required), 4" or 6" no hub end outlets, 4" or 6" Schedule 40 PVC socket connection end outlets, and removable, corrosion resistant primary filter screen and secondary filter basket. Neutral sloped channels are ideal for above or below grade installation. Maximum working temperature (constant flow) of 212° Fahrenheit (100° C) and intermittent flow of 392° Fahrenheit (200° C) .

| FILTER BASKET ONLY                         | LIST PRICE |
|--|------------|
| T2000-LT-BO Filter basket at bottom outlet | \$1,207.50 |
| T2000-LT-EO Filter basket at end outlet    | \$1,207.50 |



Note: See pages 18 - 21 for T2000 channels, grates and accessories to add to the Filter Basket price.

Channels are not included and need to be ordered separately.

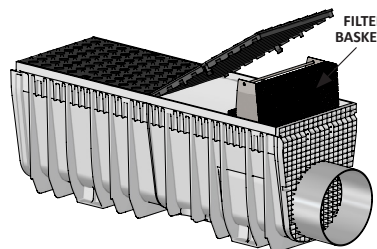
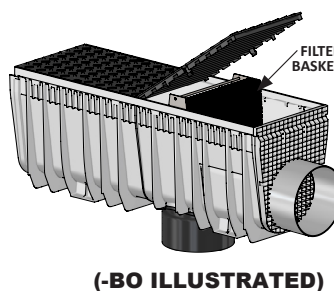
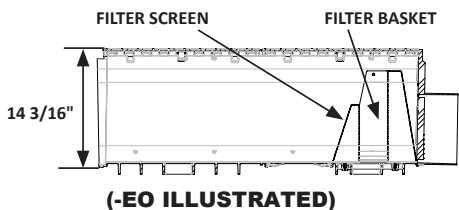
Note: Contact MIFAB® for System Design and Pricing.

Made in USA. Meets the Buy America Act.

### T3000-LT - 12" INTERNAL WIDTH, GRP LINT TROUGH

**SPECIFICATION:** MIFAB® T3000-LT, 12" internal width lint trough manufactured from glass fiber reinforced polyester (GRP) with GRP edge, (specify grates required), 8" Schedule 40 PVC socket connection end outlet, and removable, corrosion resistant primary filter screen and secondary filter basket. Neutral sloped channels are ideal for above or below grade installation. Maximum working temperature (constant flow) of 212° Fahrenheit (100° C) and intermittent flow of 392° Fahrenheit (200° C) .

| FILTER BASKET ONLY                         | LIST PRICE |
|--|------------|
| T3000-LT-BO Filter basket at bottom outlet | \$1,569.75 |
| T3000-LT-EO Filter basket at end outlet    | \$1,569.75 |



Note: See pages 22 - 25 for T3000 channels, grates and accessories to add to the Filter Basket price.

Channels are not included and need to be ordered separately.

Note: Contact MIFAB® for System Design and Pricing.

Made in USA. Meets the Buy America Act.

CALIFORNIA PROPOSITION 65 WARNING. This product contains chemicals known to the State of California to cause cancer and birth defects or other reproductive harm.

Visit [www.mifab.com](http://www.mifab.com) for the most recent product information. Design and dimensions are subject to modification. Prices do not include applicable taxes.

Toll Free: 1-800-465-2736, Fax: 1-773-341-3049  
sales@mifab.com Canada Toll Free: 1-800-387-3880

MIFAB®, Inc., 1321 West 119th Street, Chicago, Illinois 60643-5109, USA  
All sales subject to MIFAB®'s Terms and Warranties, please refer to page no. 54.

### T1400-F - 4" INTERNAL WIDTH, FRAME

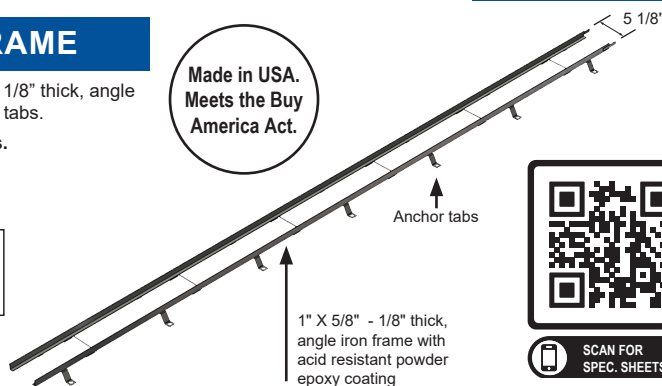
**SPECIFICATION:** MIFAB® Series T1400-F, 4" internal width 1" X 5/8" – 1/8" thick, angle iron frame with acid resistant powder epoxy coating and 1" X 3" anchor tabs.

Frames can accommodate all T100 Series ClipFix self locking grates.

**Note:** Must order in 19.69" (1/2 meter) long increments.  
9.84 foot long (3 meter) sections are standard.



Frames are manufactured per order.



| Model Number         | Description  | List Price            |
|----------------------|--|-----------------------|
| <b>T1400-F</b>       | 4" internal width, powder epoxy coated steel frame                               | <b>\$174.50/ Foot</b> |
| <b>T1400-F-13</b>    | 4" internal width, galvanized steel frame  | <b>\$298.25/ Foot</b> |
| <b>T1400-F-EC</b>    | 4" internal width, powder epoxy coated steel end frame, with two securing screws | <b>\$70.50, each</b>  |
| <b>T1400-F-EC-13</b> | 4" internal width, galvanized steel end frame, with two securing screws          | <b>\$112.25, each</b> |

### T2000-F - 8" INTERNAL WIDTH, FRAME

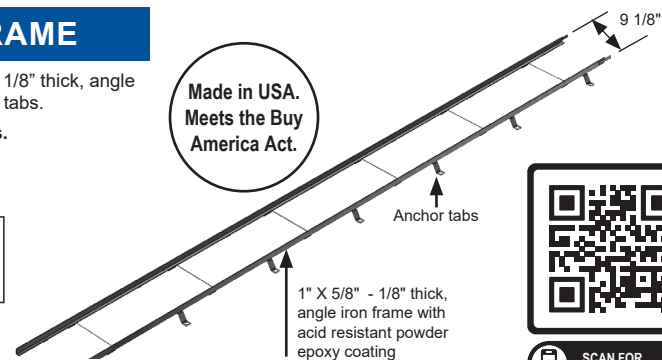
**SPECIFICATION:** MIFAB® Series T2000-F, 8" internal width 1" X 5/8" – 1/8" thick, angle iron frame with acid resistant powder epoxy coating and 1" X 3" anchor tabs.

Frames can accommodate all T200 Series ClipFix self locking grates.

**Note:** Must order in 19.69" (1/2 meter) long increments.  
9.84 foot long (3 meter) sections are standard.



Frames are manufactured per order.

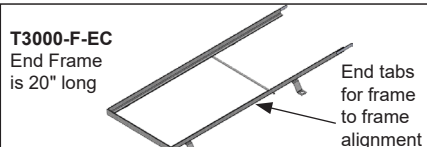


| Model Number         | Description  | List Price            |
|----------------------|--|-----------------------|
| <b>T2000-F</b>       | 8" internal width, powder epoxy coated steel frame                               | <b>\$301.00/ Foot</b> |
| <b>T2000-F-13</b>    | 8" internal width, galvanized steel frame  | <b>\$372.50/ Foot</b> |
| <b>T2000-F-EC</b>    | 8" internal width, powder epoxy coated steel end frame, with two securing screws | <b>\$126.00, each</b> |
| <b>T2000-F-EC-13</b> | 8" internal width, galvanized steel end frame, with two securing screws          | <b>\$168.00, each</b> |

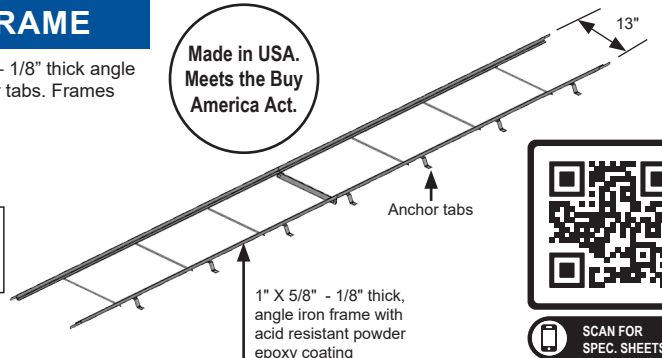
### T3000-F – 12" INTERNAL WIDTH, FRAME

**SPECIFICATION:** MIFAB® Series T3000-F, 12" internal width, 1 x 5/8" – 1/8" thick angle iron frame with acid resistant powder epoxy coating and 1" x 3" anchor tabs. Frames can accommodate all T300 Series ClipFix self locking grates.

**Note:** Must order in 19.69" (1/2 meter) long increments.  
9.84 foot long (3 meter) sections are standard.



Frames are manufactured per order.



| Model Number         | Description   | List Price            |
|----------------------|---|-----------------------|
| <b>T3000-F</b>       | 12" internal width, powder epoxy coated steel frame                               | <b>\$385.50/ Foot</b> |
| <b>T3000-F-13</b>    | 12" internal width, galvanized steel frame  | <b>\$458.00/ Foot</b> |
| <b>T3000-F-EC</b>    | 12" internal width, powder epoxy coated steel end frame, with two securing screws | <b>\$190.25each</b>   |
| <b>T3000-F-EC-13</b> | 12" internal width, galvanized steel end frame, with two securing screws          | <b>\$253.50 each</b>  |

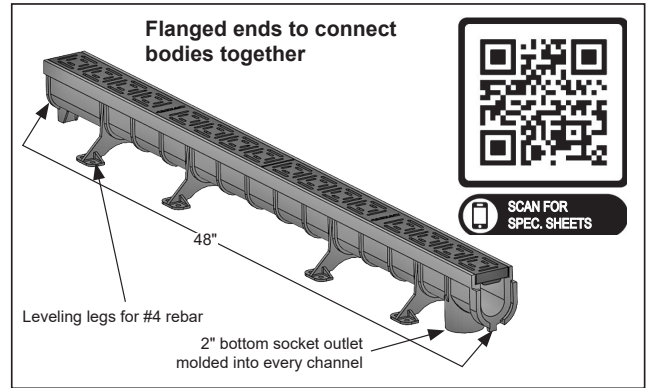
Note: Custom designs are available. Contact MIFAB®

CALIFORNIA PROPOSITION 65 WARNING. This product contains chemicals known to the State of California to cause cancer and birth defects or other reproductive harm.

### SPECIFICATION:

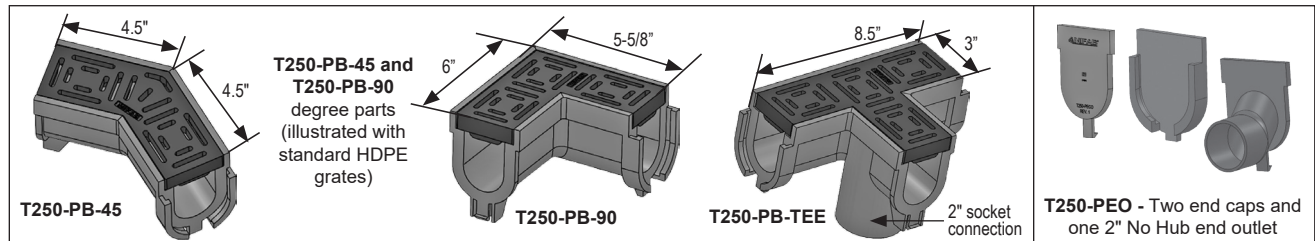
MIFAB® Series T250, 2" Internal width, 3" deep, 48" long, non sloped channel with two 24" long HDPE grates. Channel is manufactured from gray UV-10 stabilized High Density Polyethylene (H.D.P.E.). Each channel has leveling legs for #4 rebar tie down and leveling. Channels have interlocking ends to connect to each other. 2" bottom socket outlet into every channel. 2" end outlets and end caps are available.

| MODEL NUMBER | Description   | List Price per 48" section |
|--------------|---|----------------------------|
| T250-PB-BO   | 2" internal width, High Density Polyethylene (H.D.P.E.), channel with two 24" long HDPE grates and 2" bottom socket outlet. | \$255.75                   |

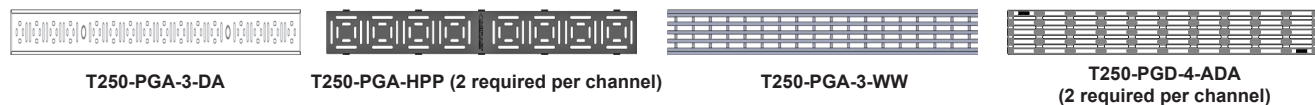


| Grates                           |  |                                |
|----------------------------------|--|--------------------------------|
| Part Number                      | Description  | List Price, Per 48" piece, Add |
| T250-PGD-4-ADA                   | Ductile iron longitudinal grate - Class D, 24" long                          | \$59.00                        |
| T250-PGA-3-DA                    | Stainless Steel, Decorative grate - Class A, 48" long                        | \$1,826.50                     |
| T250-PGA-3-WW                    | Stainless Steel, Wedgewire grate - Class A, 48" long                         | \$1,104.00                     |
| End Caps / Outlets / Accessories |  |                                |
| Part Number                      | Description  | List Price, Each               |
| T250-PEO                         | Two end caps and one 2" No Hub end outlet (3 pieces in total)                | \$35.00                        |
| MI-FLEX-200                      | 2" Flexible rubber coupling to connect 2" No Hub end outlet to drainage pipe | \$17.50                        |

| 45° and 90° Fabrications |   |                  |
|--------------------------|---|------------------|
| Part Number              | Description   | List Price, Each |
| T250-PB-45-HPP           | 45° Channel Section with HDPE grate, Class A                        | \$74.50          |
| T250-PB-90-HPP           | 90° Channel Section with HDPE grate, Class A                        | \$74.50          |
| T250-PB-TEE-HPP          | Tee Channel Section with HDPE grate, Class A                        | \$148.75         |
| T250-PB-45-3-DA          | 45° Channel Section with Stainless Steel, Decorative grate, Class A | \$343.75         |
| T250-PB-90-3-DA          | 90° Channel Section with Stainless Steel, Decorative grate, Class A | \$343.75         |
| T250-PB-TEE-DA           | Tee Channel Section with Stainless Steel, Decorative grate, Class A | \$513.50         |
| T250-PB-45-3-WW          | 45° Channel Section with Stainless Steel, Wedgewire grate, Class A  | \$175.25         |
| T250-PB-90-3-WW          | 90° Channel Section with Stainless Steel, Wedgewire grate, Class A  | \$175.25         |
| T250-PB-TEE-WW           | Tee Channel Section with Stainless Steel, Wedgewire grate, Class A  | \$350.25         |



## GRATES FOR T250 TRENCH DRAIN SYSTEM



| Grate Part Number | Suffix     | Description  | Material        | Weight (lbs./ft.) | Length | Free Area (sq. in. per ft.) | Slot Width / Hole Size | ADA | Load Ratings |                  |      |     |
|-------------------|------------|--------------|-----------------|-------------------|--------|-----------------------------|------------------------|-----|--------------|------------------|------|-----|
|                   |            |              |                 |                   |        |                             |                        |     | DIN          | ANSI             | H-20 | FAA |
| T250-PGA-HPP      | -HPP       | Decorative   | H.D.P.E.        | 0.70              | 24"    | 9.00                        | 0.25"                  | Yes | A            | Light Duty       | No   | No  |
| T250-PGA-3-DA     | -DA        | Decorative   | Stainless Steel | 1.30              | 48"    | 11.00                       | 0.25"                  | Yes | A            | Light Duty       | No   | No  |
| T250-PGA-3-WW     | -WW        | Wedgewire    | Stainless Steel | 1.25              | 48"    | 18.00                       | 0.25"                  | Yes | A            | Light Duty       | No   | No  |
| T250-PGD-4-ADA    | -PGD-4-ADA | Longitudinal | Ductile Iron    | 5.00              | 24"    | 11.00                       | 0.25"                  | Yes | D            | Extra Heavy Duty | No   | No  |

"MIFAB® has excellent trench drain product backed up by better customer service." – Randy Lowe, Owner, Randall Lowe Plumbing, Atlanta, GA

Note: Custom grate designs are available. Contact MIFAB®

Go to [www.MIFAB.com](http://www.MIFAB.com) for the T250 Cross Section detail & specification sheet

CALIFORNIA PROPOSITION 65 WARNING. This product contains chemicals known to the State of California to cause cancer and birth defects or other reproductive harm.

Visit [www.mifab.com](http://www.mifab.com) for the most recent product information. Design and dimensions are subject to modification. Prices do not include applicable taxes.

Toll Free: 1-800-465-2736, Fax: 1-773-341-3049  
sales@mifab.com Canada Toll Free: 1-800-387-3880

MIFAB®, Inc., 1321 West 119th Street, Chicago, Illinois 60643-5109, USA  
All sales subject to MIFAB®'s Terms and Warranties, please refer to page no. 54.

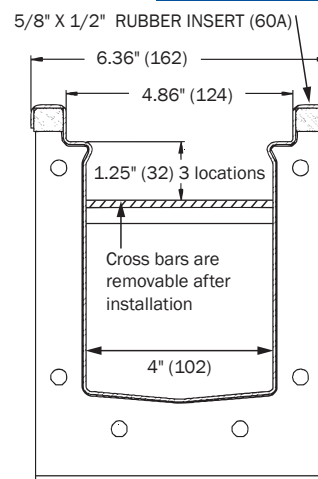




Made in USA.  
Meets the Buy  
America Act.



SCAN FOR  
SPEC. SHEETS



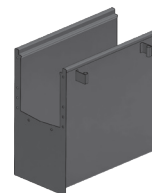
## ACCESSORIES

|             |   | LIST PRICE<br>(ADD) |
|-------------|---|---------------------|
| -6          | Vandal Proof grates (center lockdown)   | \$17.50             |
| -7MG        | MI-GARD Trap Seal Protection device (3" or 4")  | \$118.00            |
| -20         | Bottom outlet strainer  | \$506.00            |
| -45         | 45° fabricated body (T1330-45)  | \$1,399.00          |
| -90         | 90° fabricated body (T1330-90)  | \$2,097.50          |
| -TEE        | Tee fabricated body   | \$2,795.50          |
| -FLC        | Membrane Clamp (includes anchor flange)   | \$305.25 / foot     |
| -CB         | Catch Basin (Part # P6060-CB620)<br>(1/2 meter long, w/sediment bucket, transition<br>plates and hardware kit)  | \$3,286.00          |
| -CF         | Cross fabricated body   | \$2,795.50          |
| -PEC        | Closed End Cap (T1330-PEC)  | \$280.25            |
| -PEO        | 3" or 4" No Hub End Outlet (T1330-PEO3,<br>T1330-PEO4)  | \$280.25            |
| -FL         | Anchor (waterproofing) flange   | \$185.25 / foot     |
| MI-FLEX-300 | 3" Flexible rubber coupling to connect 3" No<br>Hub vertical and horizontal channel outlets to<br>drainage pipe | \$20.50             |
| MI-FLEX-400 | 4" Flexible rubber coupling to connect 4" No<br>Hub vertical and horizontal channel outlets to<br>drainage pipe | \$23.00             |







### SPECIFICATION:

MIFAB® Series T1330, 4" internal width, 16 gauge fabricated, powder epoxy coated steel presloped trench drain (1%) with optional grates (see page 15). Channels are available in one and two meter lengths, have flanged ends to connect to each other with a neoprene gasket. Bottom and end outlets are available in 3" or 4" no hub outlet connections. Also available with optional anchor flange (Suffix -FL).

**T1330-CB620 Catch Basin**  
Channels 1, 3 and 5 to connect to  
Catch Basin.



**T1360-HDW** - Universal neoprene gasket for between channels, end caps and end outlets with hardware included with every channel, end cap / end outlet ordered

|  |   |   |  |  |  |   |
|--|---|---|--|--|--|---|
| T1330-CB620<br>Catch Basin<br>Channels 1, 3<br>and 5 to connect<br>to Catch Basin. |  | <br>Suffix -7MG<br>MI-GARD | <br>Suffix -20<br>Bottom Outlet<br>Strainer | <br>T1330-PEC<br>End Cap | <br>No Hub End outlet<br>3" or 4" | <br>No Hub Flexible Rubber<br>Coupling Connector<br>to 4", 6" or 8" pipe |
|--|---|---|--|--|--|---|

| CHANNEL#   | LENGTH                | Shallow Invert | Deep Invert | List Price / Ea. Channel | List Price / Foot |
|------------|-----------------------|----------------|-------------|--------------------------|-------------------|
| T1331      | 78.74" (2m)           | 4"             | 4.78"       | \$3012.75                | \$459.30          |
| T1331N     | 78.74" (2m)           | 4.78"          | 4.78"       | \$3012.75                | \$459.30          |
| T1331N-B03 | 78.74" (2m) (w/3" BO) | 4.78"          | 4.78"       | \$3012.75                | \$459.30          |
| T1331N-B04 | 78.74" (2m) (w/4" BO) | 4.78"          | 4.78"       | \$3012.75                | \$459.30          |
| T1331N-1M  | 39.37" (1m)           | 4.78"          | 4.78"       | \$1506.50                | \$459.30          |
| T1332      | 78.74" (2m)           | 4.78"          | 5.56"       | \$3012.75                | \$459.30          |
| T1333      | 78.74" (2m)           | 5.56"          | 6.34"       | \$3012.75                | \$459.30          |
| T1333N     | 78.74" (2m)           | 6.34"          | 6.34"       | \$3012.75                | \$459.30          |
| T1333N-B03 | 78.74" (2m) (w/3" BO) | 6.34"          | 6.34"       | \$3012.75                | \$459.30          |
| T1333N-B04 | 78.74" (2m) (w/4" BO) | 6.34"          | 6.34"       | \$3012.75                | \$459.30          |
| T1333N-1M  | 39.37" (1m)           | 6.34"          | 6.34"       | \$1506.50                | \$459.30          |
| T1334      | 78.74" (2m)           | 6.34"          | 7.12"       | \$3012.75                | \$459.30          |
| T1335      | 78.74" (2m)           | 7.12"          | 7.9"        | \$3012.75                | \$459.30          |
| T1335N     | 78.74" (2m)           | 7.9"           | 7.9"        | \$3012.75                | \$459.30          |
| T1335N-B03 | 78.74" (2m) (w/3" BO) | 7.9"           | 7.9"        | \$3012.75                | \$459.30          |
| T1335N-B04 | 78.74" (2m) (w/4" BO) | 7.9"           | 7.9"        | \$3012.75                | \$459.30          |
| T1335N-1M  | 39.37" (1m)           | 7.9"           | 7.9"        | \$1506.50                | \$459.30          |









**NOTE:** Flow rate information per channel section is available on the [www.MIFAB.com](http://www.MIFAB.com) website

**NOTE:** Custom lengths, widths, depths, slopes and profiles available upon request. Contact MIFAB®.

**Note:** The neoprene gasket used to connect long runs of trench drain bodies is not recommended for use with caustic or harsh chemicals. In these cases, it is recommended that the trench drain sections be welded on site.

CALIFORNIA PROPOSITION 65 WARNING. This product contains chemicals known to the State of California to cause cancer and birth defects or other reproductive harm.










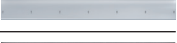











**LOAD CLASS A GRATES - EN 1433 - 3,372 LBS., 15kN, 70 P.S.I.**

| Grate Part #       | Description  |   | Length (MM)   | List Price | List Price (Per Foot) | Weight | Grate Free Area (Sq. in./ft.) |   |
|--------------------|--|---|---------------|------------|-----------------------|--------|-------------------------------|---|
| T100-PGA-13-FP     | Class A Galvanized Perforated Grate, 1 meter                 |  | 39.37" (1000) | \$48.03    | \$14.64               | 3.85   | 8.08                          |   |
| T100-PGA-13-FP-500 | Class A Galvanized Perforated Grate, 1/2 meter               |   | 19.69" (500)  | \$28.82    | \$17.57               | 2.09   | 8.08                          |  |
| T100-PGA-3-FP      | Class A Stainless Steel Perforated Grate, 1 meter            |   | 39.37" (1000) | \$283.82   | \$86.53               | 3.85   | 8.08                          |   |
| T100-PGA-3-FP-500  | Class A Stainless Steel Perforated Grate, 1/2 meter          |   | 19.69" (500)  | \$170.29   | \$103.84              | 2.09   | 8.08                          |   |
| T100-PGA-13-FS     | Class A Galvanized Slotted Grate, 1 meter                    |  | 39.37" (1000) | \$48.03    | \$14.64               | 3.08   | 13.31                         |   |
| T100-PGA-13-FS-500 | Class A Galvanized Slotted Grate, 1/2 meter                  |   | 19.69" (500)  | \$28.82    | \$17.57               | 2.86   | 13.31                         |  |
| T100-PGA-3-FS      | Class A Stainless Steel Slotted Grate, 1 meter               |   | 39.37" (1000) | \$283.82   | \$86.53               | 3.12   | 13.31                         |   |
| T100-PGA-3-FS-500  | Class A Stainless Steel Slotted Grate, 1/2 meter             |   | 19.69" (500)  | \$170.29   | \$103.84              | 2.42   | 13.31                         |   |
| T100-PGA-3-SM      | Class A Stainless Steel Mesh Grate, 1 meter                  |  | 39.37" (1000) | \$416.16   | \$126.57              | 5.72   | 40.17                         |  |
| T100-PGA-3-SM-500  | Class A Stainless Steel Mesh Grate, 1/2 meter                |   | 19.69" (500)  | \$238.18   | \$145.23              | 3.08   | 40.17                         |   |
| T100-PGA-HPP-BLK   | Class A Plastic Longitudinal, Slotted Black Grate, 1/2 meter |  | 19.69" (500)  | \$63.10    | \$38.48               | 1.80   | 7.56                          |  |
| T100-PGA-HPP-GRY   | Class A Plastic Longitudinal, Slotted Grey Grate, 1/2 meter  |   | 19.69" (500)  | \$63.10    | \$38.48               | 1.80   | 7.56                          |   |











**LOAD CLASS B GRATES - EN 1433 - 28,100 LBS., 125kN, 580 P.S.I.**

|                    |  |   |               |            |          |      |       |   |
|--------------------|--|---|---------------|------------|----------|------|-------|---|
| T100-PGB-13-LS     | Class B Galvanized Longitudinal Grate, 1 meter                       |  | 39.37" (1000) | \$205.13   | \$62.54  | 8.80 | 28.05 |  |
| T100-PGB-13-LS-500 | Class B Galvanized Longitudinal Grate, 1/2 meter                     |   | 19.69" (500)  | \$113.94   | \$69.48  | 4.37 | 28.05 |   |
| T100-PGB-3-WW      | Class B Stainless Steel Longitudinal, anti slip, WW Grate, 1 meter   |  | 39.37" (1000) | \$1,418.13 | \$432.36 | 8.80 | 26.52 |  |
| T100-PGB-3-WW-500  | Class B Stainless Steel Longitudinal, anti slip, WW Grate, 1/2 meter |   | 19.69" (500)  | \$1,004.35 | \$612.41 | 4.37 | 26.52 |   |

**LOAD CLASS C GRATES - EN 1433 - 56,200 LBS., 250kN, 1,160 P.S.I.**

|                       |   |   |               |            |          |       |       |   |
|-----------------------|---|---|---------------|------------|----------|-------|-------|---|
| T100-PGC-13-FP        | Class C Galvanized Perforated Grate, 1 meter                  |    | 39.37" (1000) | \$331.86   | \$101.18 | 9.04  | 8.08  |   |
| T100-PGC-13-FP-500    | Class C Galvanized Perforated Grate, 1/2 meter                |   | 19.69" (500)  | \$199.13   | \$121.42 | 4.51  | 8.08  |    |
| T100-PGC-3-FP         | Class C Stainless Steel Perforated Grate, 1 meter             |   | 39.37" (1000) | \$668.07   | \$203.68 | 9.04  | 8.08  |   |
| T100-PGC-3-FP-500     | Class C Stainless Steel Perforated Grate, 1/2 meter           |   | 19.69" (500)  | \$400.86   | \$244.43 | 4.51  | 8.08  |   |
| T100-PGC-13-FS        | Class C Galvanized Slotted Grate, 1 meter                     |    | 39.37" (1000) | \$331.86   | \$101.18 | 9.68  | 13.31 |   |
| T100-PGC-13-FS-500    | Class C Galvanized Slotted Grate, 1/2 meter                   |   | 19.69" (500)  | \$199.13   | \$121.42 | 4.59  | 13.31 |    |
| T100-PGC-3-FS         | Class C Stainless Steel Slotted Grate, 1 meter                |   | 39.37" (1000) | \$668.07   | \$203.68 | 9.32  | 13.31 |   |
| T100-PGC-3-FS-500     | Class C Stainless Steel Slotted Grate, 1/2 meter              |   | 19.69" (500)  | \$400.86   | \$244.43 | 4.62  | 13.31 |   |
| T100-PGC-13-GM        | Class C Galvanized Mesh Grate, 1 meter                        |    | 39.37" (1000) | \$344.96   | \$105.17 | 11.50 | 40.75 |    |
| T100-PGC-13-GM-500    | Class C Galvanized Mesh Grate, 1/2 meter                      |   | 19.69" (500)  | \$206.97   | \$126.20 | 5.80  | 40.75 |   |
| T100-PGC-3-SM         | Class C Stainless Steel Mesh Grate, 1 meter                   |   | 39.37" (1000) | \$1,080.90 | \$329.54 | 11.50 | 40.75 |   |
| T100-PGC-3-SM-500     | Class C Stainless Steel Mesh Grate, 1/2 meter                 |   | 19.69" (500)  | \$777.18   | \$473.89 | 5.80  | 40.75 |   |
| T100-PGC-13-SD        | Class C Galvanized Paverslot Grate, 1 meter                   |    | 39.37" (1000) | \$310.62   | \$94.70  | 10.25 | 6.00  |    |
| T100-PGC-13-SD-500    | Class C Galvanized Paverslot Grate, 1/2 meter                 |   | 19.69" (500)  | \$211.03   | \$128.68 | 5.23  | 6.00  |   |
| T100-PGC-13-SD-MU-500 | Class C Galvanized Maintenance Unit Paverslot, 1/2 meter      |   | 19.69" (500)  | \$409.82   | \$249.89 | 7.43  | 3.00  |   |
| T100-PGC-3-SD         | Class C Stainless Steel Paverslot Grate, 1 meter              |   | 39.37" (1000) | \$566.74   | \$172.79 | 10.07 | 6.00  |   |
| T100-PGC-3-SD-500     | Class C Stainless Steel Paverslot Grate, 1/2 meter            |   | 19.69" (500)  | \$331.70   | \$202.26 | 5.06  | 6.00  |   |
| T100-PGC-3-SD-MU-500  | Class C Stainless Steel Maintenance Unit Paverslot, 1/2 meter |   | 19.69" (500)  | \$644.00   | \$392.68 | 7.43  | 3.00  |   |
| T100-PGC-HPP          | Class C Black Plastic Slotted Grate, 1/2 meter                |  | 19.69" (500)  | \$115.00   | \$70.12  | 2.35  | 9.84  |  |
| T100-PGC-4            | Class C Ductile Iron Slotted Grate, 1/2 meter                 |   | 19.69" (500)  | \$58.94    | \$35.94  | 7.26  | 16.64 |  |
| T100-PGC-4-13         | Class C Galvanized Ductile Iron Slotted Grate, 1/2 meter      |   | 19.69" (500)  | \$73.67    | \$44.92  | 7.26  | 16.64 |   |
| T100-PGC-4-HP         | Class C Ductile Iron Heelproof Slotted Grate, 1/2 meter       |  | 19.69" (500)  | \$113.22   | \$69.04  | 7.26  | 7.42  |  |
| T100-PGC-4-ADA        | Class C Ductile Iron Longitudinal Grate, 1/2 meter            |  | 19.69" (500)  | \$113.22   | \$69.04  | 7.26  | 7.42  |  |
| T100-PGC-4-ADA-13     | Class C Galvanized Ductile Iron Longitudinal Grate, 1/2 meter |   | 19.69" (500)  | \$141.52   | \$86.29  | 7.26  | 7.42  |   |
| T100-PGC-4-WVY        | Class C Ductile Iron WAVE Grate, 1/2 meter                    |   | 19.69" (500)  | \$113.53   | \$69.23  | 10.12 | 25.96 |  |
| T100-PGC-4-BG         | Class C Ductile Iron Bavaria Grate, 1/2 meter                 |   | 19.69" (500)  | \$113.53   | \$69.23  | 6.60  | 13.88 |  |
| T100-SCC-4            | Class C Ductile Iron Solid Cover, 1/2 meter                   |  | 19.69" (500)  | \$113.53   | \$69.23  | 13.00 | -     |  |

**LOAD CLASS E GRATES - EN 1433 - 134,800 LBS., 600kN, 2,785 P.S.I.**

|                    |   |   |               |            |          |       |       |   |
|--------------------|---|---|---------------|------------|----------|-------|-------|---|
| T100-PGE-13-FS     | Class E Galvanized Slotted Grate, 1 meter                     |  | 39.37" (1000) | \$279.67   | \$85.27  | 9.68  | 13.31 |   |
| T100-PGE-13-FS-500 | Class E Galvanized Slotted Grate, 1/2 meter                   |   | 19.69" (500)  | \$179.62   | \$109.52 | 4.59  | 13.31 |  |
| T100-PGE-3-FS      | Class E Stainless Steel Slotted Grate, 1 meter                |   | 39.37" (1000) | \$895.28   | \$272.95 | 9.32  | 13.31 |   |
| T100-PGE-3-FS-500  | Class E Stainless Steel Slotted Grate, 1/2 meter              |   | 19.69" (500)  | \$537.17   | \$327.54 | 4.62  | 13.31 |   |
| T100-PGE-4         | Class E Ductile Iron Slotted Grate, 1/2 meter                 |  | 19.69" (500)  | \$96.07    | \$58.58  | 8.36  | 19.49 |  |
| T100-PGE-4-13      | Class E Galvanized Ductile Iron Slotted Grate, 1/2 meter      |   | 19.69" (500)  | \$127.25   | \$74.54  | 8.36  | 19.49 |   |
| T100-PGE-4-HP      | Class E Ductile Iron Heelproof Slotted Grate, 1/2 meter       |  | 19.69" (500)  | \$170.30   | \$103.84 | 8.36  | 7.42  |  |
| T100-PGE-4-ADA     | Class E Ductile Iron Longitudinal Grate, 1/2 meter            |  | 19.69" (500)  | \$170.30   | \$103.84 | 10.70 | 18.07 |  |
| T100-PGE-4-ADA-13  | Class E Galvanized Ductile Iron Longitudinal Grate, 1/2 meter |   | 19.69" (500)  | \$255.43   | \$155.75 | 10.70 | 18.07 |   |
| T100-PGE-3-SBG     | Class E Stainless Steel Bar Grate, 1 meter                    |  | 39.37" (1000) | \$1,138.50 | \$347.10 | 12.00 | 24.70 |  |
| T100-PGE-3-SBG-500 | Class E Stainless Steel Bar Grate, 1/2 meter                  |   | 19.69" (500)  | \$683.10   | \$416.52 | 7.00  | 24.70 |   |

**LOAD CLASS F GRATES - EN 1433 - 202,320 lbs., 900 Kn, 4,177 P.S.I.**

|                 |   |   |              |          |         |      |       |   |
|-----------------|---|---|--------------|----------|---------|------|-------|---|
| T100-PGF-4-B    | Class F Ductile Iron 4 bolt slotted grate, 1/2 meter            |  | 19.69" (500) | \$124.26 | \$75.77 | 9.50 | 18.83 |  |
| T100-PGF-4-B-13 | Class F Galvanized Ductile Iron 4 bolt slotted grate, 1/2 meter |   | 19.69" (500) | \$161.70 | \$98.60 | 9.50 | 18.83 |   |

 See page 12 for explanation of ADA compliant grates

 See page 12 for explanation of Heelproof compliant grates

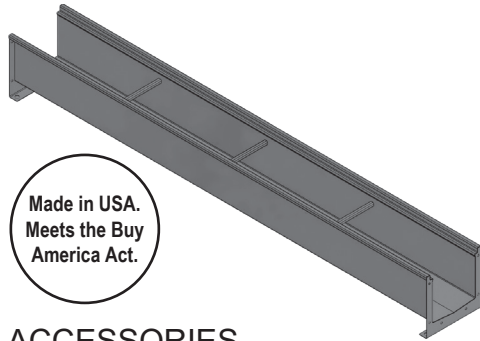
Black acid resistant epoxy coated ductile iron grates (-11B) are available.  
Same price as the -13 grates.

CALIFORNIA PROPOSITION 65 WARNING. This product contains chemicals known to the State of California to cause cancer and birth defects or other reproductive harm.

Visit [www.mifab.com](http://www.mifab.com) for the most recent product information. Design and dimensions are subject to modification. Prices do not include applicable taxes.

Toll Free: 1-800-465-2736, Fax: 1-773-341-3049  
sales@mifab.com Canada Toll Free: 1-800-387-3880

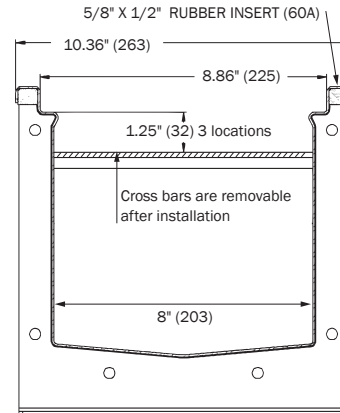
MIFAB®, Inc., 1321 West 119th Street, Chicago, Illinois 60643-5109, USA  
All sales subject to MIFAB's Terms and Warranties, please refer to page no. 54.



Made in USA.  
Meets the Buy  
America Act.



SCAN FOR  
SPEC. SHEETS




## ACCESSORIES

|             |  | LIST PRICE (ADD) |
|-------------|--|------------------|
| -6          | Vandal Proof grates (center lockdown)  | \$17.50          |
| -7MG        | MI-GARD Trap Seal Protection device (4" or 6")   | \$118.00         |
| -20         | Bottom outlet strainer   | \$506.00         |
| -45         | 45° fabricated body (T1360-45)   | \$2,097.50       |
| -90         | 90° fabricated body (T1360-90)   | \$2,795.50       |
| -TEE        | Tee fabricated body  | \$3,495.00       |
| -FLC        | Membrane Clamp (includes anchor flange)  | \$337.50 / foot  |
| -CB         | Catch Basin (Part # P6080-CB820)<br>(1/2 meter long, w/sediment bucket, transition plates<br>and hardware kit) | \$4,195.50       |
| -CF         | Cross fabricated body  | \$3,495.00       |
| -PEC        | Closed End Cap (T1360-PEC)   | \$314.75         |
| -PEO        | 4", 6" or 8" No Hub End Outlet (T1360-PE04, T1360-<br>PE06, T1330-PE08)  | \$314.75         |
| -FL         | Anchor (waterproofing) flange  | \$223.75 / foot  |
| MI-FLEX-400 | 4" Flexible rubber coupling to connect 4" No Hub<br>vertical and horizontal channel outlets to drainage pipe   | \$23.00          |
| MI-FLEX-600 | 6" Flexible rubber coupling to connect 6" No Hub<br>vertical and horizontal channel outlets to drainage pipe   | \$31.75          |
| MI-FLEX-800 | 8" Flexible rubber coupling to connect 8" No Hub<br>vertical and horizontal channel outlets to drainage pipe   | \$42.00          |

### SPECIFICATION:

MIFAB® Series T1360, 8" internal width, 16 gauge fabricated, powder epoxy coated steel presloped trench drain (1%) with optional grates (see page 21). Channels are available in one and two meter lengths, have flanged ends to connect to each other with a neoprene gasket. Bottom and end outlets are available in 4", 6" or 8" no hub outlet connections. Also available with optional anchor flange (Suffix -FL).

**T1360-CB820 Catch Basin**  
Channels 1, 3 and 5 to connect to  
Catch Basin.



**T1360-HDW - Universal neoprene gasket for between channels, end caps and end outlets with hardware included with every channel, end cap / end outlet ordered**

**T1360- B820**  
Catch Basin  
Channels 1, 3  
and 5 to connect  
to Catch Basin.



Suffix -7MG  
MI-GARD



Suffix -20  
Bottom Outlet  
Strainer



T1360-PEC  
Closed End Cap



No Hub End outlet  
4", 6" or 4"



No Hub Flexible Rubber  
Coupling Connector  
to 4", 6" or 8" pipe

| CHANNEL#   | LENGTH                | Shallow Invert | Deep Invert | List Price / Ea. Channel | List Price / Foot |
|------------|-----------------------|----------------|-------------|--------------------------|-------------------|
| T1361      | 78.74" (2m)           | 6"             | 6.78"       | \$3621.75                | \$552.21          |
| T1361N     | 78.74" (2m)           | 6.78"          | 6.78"       | \$3621.75                | \$552.21          |
| T1361N-B04 | 78.74" (2m) (w/4" BO) | 6.78"          | 6.78"       | \$3621.75                | \$552.21          |
| T1361N-B06 | 78.74" (2m) (w/6" BO) | 6.78"          | 6.78"       | \$3621.75                | \$552.21          |
| T1361N-B08 | 78.74" (2m) (w/8" BO) | 6.78"          | 6.78"       | \$3621.75                | \$552.21          |
| T1361-1M   | 39.37" (1m)           | 6.78"          | 6.78"       | \$1811.25                | \$552.21          |
| T1362      | 78.74" (2m)           | 6.78"          | 7.56"       | \$3621.75                | \$552.21          |
| T1363      | 78.74" (2m)           | 7.56"          | 8.34"       | \$3621.75                | \$552.21          |
| T1363N     | 78.74" (2m)           | 8.34"          | 8.34"       | \$3621.75                | \$552.21          |
| T1363N-B04 | 78.74" (2m) (w/4" BO) | 8.34"          | 8.34"       | \$3621.75                | \$552.21          |
| T1363N-B06 | 78.74" (2m) (w/6" BO) | 8.34"          | 8.34"       | \$3621.75                | \$552.21          |
| T1363N-B08 | 78.74" (2m) (w/8" BO) | 8.34"          | 8.34"       | \$3621.75                | \$552.21          |
| T1363N-1M  | 39.37" (1m)           | 8.34"          | 8.34"       | \$1811.25                | \$552.21          |
| T1364      | 78.74" (2m)           | 8.34"          | 9.12"       | \$3621.75                | \$552.21          |
| T1365      | 78.74" (2m)           | 9.12"          | 9.9"        | \$3621.75                | \$552.21          |
| T1365N     | 78.74" (2m)           | 9.9"           | 9.9"        | \$3621.75                | \$552.21          |
| T1365N-B04 | 78.74" (2m) (w/4" BO) | 9.9"           | 9.9"        | \$3621.75                | \$552.21          |
| T1365N-B06 | 78.74" (2m) (w/6" BO) | 9.9"           | 9.9"        | \$3621.75                | \$552.21          |
| T1365N-B08 | 78.74" (2m) (w/8" BO) | 9.9"           | 9.9"        | \$3621.75                | \$552.21          |
| T1365N-1M  | 39.37" (1m)           | 9.9"           | 9.9"        | \$1811.25                | \$552.21          |

**NOTE:** Flow rate information per channel section is available on the [www.MIFAB.com](http://www.MIFAB.com) website

**NOTE:** Custom lengths, widths, depths, slopes and profiles available upon request. Contact MIFAB®.



Note: The neoprene gasket used to connect long runs of trench drain bodies is not recommended for use with caustic or harsh chemicals. In these cases, it is recommended that the trench drain sections be welded on site.

CALIFORNIA PROPOSITION 65 WARNING. This product contains chemicals known to the State of California to cause cancer and birth defects or other reproductive harm.




















#### LOAD CLASS A GRATES - EN 1433 - 3,372 LBS., 15kN, 70 P.S.I.

| Grate Part #       | Description                                   |   | Length (MM)   | List Price | List Price (Per Foot) | Weight | Grate Free Area (Sq. in. /ft.) |   |
|--------------------|---|---|---------------|------------|-----------------------|--------|--------------------------------|---|
| T200-PGA-13-GM     | Class A Galvanized Mesh Grate, 1 meter        |  | 39.37" (1000) | \$411.35   | \$125.41              | 13.13  | 78.78                          |  |
| T200-PGA-13-GM-500 | Class A Galvanized Mesh Grate, 1/2 meter      |   | 19.69" (500)  | \$284.46   | \$173.45              | 6.82   | 78.78                          |   |
| T200-PGA-3-SM      | Class A Stainless Steel Mesh Grate, 1 meter   |   | 39.37" (1000) | \$2,353.56 | \$717.55              | 13.13  | 78.78                          |   |
| T200-PGA-3-SM-500  | Class A Stainless Steel Mesh Grate, 1/2 meter |   | 19.69" (500)  | \$1,399.92 | \$853.61              | 6.82   | 78.78                          |   |

#### LOAD CLASS B GRATES - EN 1433 - 28,100 LBS., 125kN, 580 P.S.I.

|                    |   |   |               |            |          |       |       |   |
|--------------------|---|---|---------------|------------|----------|-------|-------|---|
| T200-PGB-13-LS     | Class B Galvanized Longitudinal Grate, 1 meter                |  | 39.37" (1000) | \$463.68   | \$141.38 | 16.02 | 51.25 |  |
| T200-PGB-13-LS-500 | Class B Galvanized Longitudinal Grate, 1/2 meter              |   | 19.69" (500)  | \$301.57   | \$183.88 | 8.38  | 51.25 |   |
| T200-PGB-3-WW      | Class B Stainless Longitudinal, anti slip WW grate, 1 meter   |  | 39.37" (1000) | \$2,253.56 | \$717.55 | 16.32 | 48.78 |  |
| T200-PGB-3-WW-500  | Class B Stainless Longitudinal, anti slip WW grate, 1/2 meter |   | 19.69" (500)  | \$1,399.92 | \$853.61 | 8.31  | 48.78 |   |









#### LOAD CLASS C GRATES - EN 1433 - 56,200 LBS., 250kN, 1,160 P.S.I.

|                    |   |   |               |            |            |       |       |   |
|--------------------|---|---|---------------|------------|------------|-------|-------|---|
| T200-PGC-13-GM     | Class C Galvanized Mesh Grate, 1 meter                        |  | 39.37" (1000) | \$877.43   | \$267.51   | 24.33 | 70.46 |    |
| T200-PGC-13-GM-500 | Class C Galvanized Mesh Grate, 1/2 meter                      |   | 19.69" (500)  | \$535.05   | \$326.25   | 11.66 | 70.46 |   |
| T200-PGC-3-SM      | Class C Stainless Steel Mesh Grate, 1 meter                   |   | 39.37" (1000) | \$2,893.53 | \$882.17   | 24.33 | 70.46 |   |
| T200-PGC-3-SM-500  | Class C Stainless Steel Mesh Grate, 1/2 meter                 |   | 19.69" (500)  | \$1,864.72 | \$1,137.02 | 11.66 | 70.46 |   |
| T200-PGC-13-SD     | Class C Galvanized Paverslot Grate, 1 meter                   |  | 39.37" (1000) | \$462.15   | \$140.90   | 47.08 | 12.01 |    |
| T200-PGC-13-SD-500 | Class C Galvanized Paverslot Grate, 1/2 meter                 |   | 19.69" (500)  | \$375.17   | \$228.76   | 23.54 | 12.01 |   |
| T200-PGC-13-MU-500 | Class C Galvanized Maintenance Unit Paverslot, 1/2 meter      |   | 19.69" (500)  | \$539.87   | \$329.19   | 43.78 | 6.01  |   |
| T200-PGC-3-SD      | Class C Stainless Steel Paverslot Grate, 1 meter              |  | 39.37" (1000) | \$984.82   | \$300.25   | 47.08 | 12.01 |    |
| T200-PGC-3-SD-500  | Class C Stainless Steel Paverslot Grate, 1/2 meter            |   | 19.69" (500)  | \$740.91   | \$451.77   | 23.54 | 12.01 |   |
| T200-PGC-3-MU-500  | Class C Stainless Steel Maintenance Unit Paverslot, 1/2 meter |   | 19.69" (500)  | \$1,252.87 | \$763.95   | 43.78 | 6.01  |   |
| T200-PGC-4         | Class C Ductile Iron Slotted Grate, 1/2 meter                 |   | 19.69" (500)  | \$137.57   | \$83.88    | 13.79 | 50.68 |    |
| T200-PGC-4-HP      | Class C Ductile Iron Heelproof Slotted Grate, 1/2 meter       |  | 19.69" (500)  | \$272.90   | \$166.40   | 13.79 | 10.94 |   |
| T200-PGC-4-WVY     | Class C Ductile Iron WAVE Grate, 1/2 meter                    |   | 19.69" (500)  | \$272.90   | \$166.40   | 13.86 | 47.73 |  |
| T200-PGC-4-BG      | Class C Ductile Iron Bavaria Grate, 1/2 meter                 |   | 19.69" (500)  | \$272.90   | \$166.40   | 13.64 | 28.19 |  |

#### LOAD CLASS D GRATES - EN 1433 - 89,920 LBS., 400kN, 1856 P.S.I.


|               |   |   |              |          |          |       |   |   |
|---------------|---|---|--------------|----------|----------|-------|---|---|
| T200-SCD-4-PX | Class D Ductile Iron Solid Cover, 1/2 meter |  | 19.69" (500) | \$164.36 | \$100.22 | 26.00 | - |  |
|---------------|---|---|--------------|----------|----------|-------|---|---|

#### LOAD CLASS E GRATES - EN 1433 - 134,800 LBS., 600kN, 2,785 P.S.I.

|                    |   |   |               |            |            |       |       |   |
|--------------------|---|---|---------------|------------|------------|-------|-------|---|
| T200-PGE-4         | Class E Ductile Iron Slotted Grate, 1/2 meter                 |   | 19.69" (500)  | \$235.83   | \$143.80   | 19.25 | 51.20 |  |
| T200-PGE-4-13      | Class E Galvanized Ductile Iron Slotted Grate, 1/2 meter      |   | 19.69" (500)  | \$340.61   | \$207.69   | 19.25 | 51.20 |  |
| T200-PGE-4-HP      | Class E Ductile Iron Heelproof Slotted Grate, 1/2 meter       |  | 19.69" (500)  | \$340.61   | \$207.69   | 13.79 | 14.17 |  |
| T200-PGE-4-ADA     | Class E Ductile Iron Longitudinal Grate, 1/2 meter            |  | 19.69" (500)  | \$340.61   | \$207.69   | 21.25 | 26.72 |  |
| T200-PGE-4-ADA-13  | Class E Galvanized Ductile Iron Longitudinal Grate, 1/2 meter |   | 19.69" (500)  | \$569.84   | \$347.46   | 21.25 | 26.72 |   |
| T200-PGE-3-SBG     | Class E Stainless Steel Bar Grate, 1 meter                    |   | 39.37" (1000) | \$2,875.00 | \$876.52   | 75.00 | 50.46 |  |
| T200-PGE-3-SBG-500 | Class E Stainless Steel Bar Grate, 1/2 meter                  |   | 19.69" (500)  | \$1,674.00 | \$1,020.73 | 40.00 | 50.46 |  |

#### LOAD CLASS F GRATES - EN 1433 - 202,320 lbs., 900 Kn, 4,177 P.S.I.

|                 |   |   |              |          |          |       |       |   |
|-----------------|---|---|--------------|----------|----------|-------|-------|---|
| T200-PGF-4-B    | Class F Ductile Iron 4 bolt slotted grate, 1/2 meter            | <div>ONLY AVAILABLE<br/>WITH DUCTILE IRON<br/>FRAME CHANNELS.</div> | 19.69" (500) | \$247.25 | \$150.76 | 22.00 | 48.30 |  |
| T200-PGF-4-B-13 | Class F Galvanized Ductile Iron 4 bolt slotted grate, 1/2 meter |   | 19.69" (500) | \$348.67 | \$212.60 | 22.00 | 48.30 |   |

 See page 18 for explanation of ADA compliant grates

 See page 18 for explanation of Heelproof compliant grates

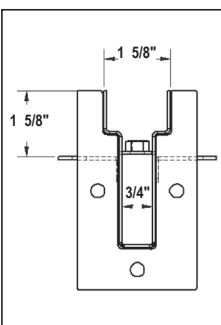

Black acid resistant epoxy coated ductile iron grates (-11B) are available.  
Same price as the -13 grates.

CALIFORNIA PROPOSITION 65 WARNING. This product contains chemicals known to the State of California to cause cancer and birth defects or other reproductive harm.

Visit [www.mifab.com](http://www.mifab.com) for the most recent product information. Design and dimensions are subject to modification. Prices do not include applicable taxes.

Toll Free: 1-800-465-2736, Fax: 1-773-341-3049  
sales@mifab.com Canada Toll Free: 1-800-387-3880

MIFAB®, Inc., 1321 West 119th Street, Chicago, Illinois 60643-5109, USA  
All sales subject to MIFAB's Terms and Warranties, please refer to page no. 54.


**SPECIFICATION:**


MIFAB® Series T5000-158, 1 5/8" wide, 3 7/8" deep, 40" long, non sloped channels. Body is manufactured from 14 gauge aluminum. Channels have flanged ends to connect to each other with a neoprene rubber gasket. End and bottom outlets are available in 2" no hub outlet connections and are fabricated as part of the trench drain system. Available with anchor flanges and membrane clamps as required.

| MODEL NUMBER        | Description  | List Price, Per Foot |
|---------------------|--|----------------------|
| <b>T5000-158-PB</b> | 1 5/8" wide, 3 7/8" deep, 14 gauge aluminum channel only | <b>\$557.75</b>      |

| Grates (all 40" long. One grate required per body section) |   |   |
|--|---|---|
| Order Guide Suffix   | Description   | List Price, Per Foot, add prices below to channel price |
| <b>-PGA-AL</b>   | Aluminum decorative slotted grate - Class A, 40" long   | <b>\$140.50</b>   |
| <b>-PGA-AW</b>   | Aluminum wire grate - Class A, 40" long   | <b>\$996.75</b>   |
| <b>-PGA-SS</b>   | Stainless Steel, Decorative grate - Class A, 40" long   | <b>\$412.75</b>   |
| <b>-PGB-WW</b>   | Stainless Steel, Wedgewire grate - Class A, 40" long  | <b>\$412.75</b>   |
| End Caps / Outlets / Accessories                           |   |   |
| Order Guide Suffix   | Description   | List Price, Each, Add                                   |
| <b>-PEC</b>  | Closed end cap  | <b>\$286.75</b>   |
| <b>-PEO2</b>   | 2" no hub end outlet  | <b>\$251.00</b>   |
| <b>-PBO2</b>   | 2" no hub bottom outlet   | <b>\$251.00</b>   |
| <b>MI-FLEX-200</b>   | 2" Flexible rubber coupling to connect 2" No Hub vertical and horizontal channel outlets to drainage pipe | <b>\$17.50</b>  |

MIFAB®'s Engineering team will produce a sign off drawing illustrating the T5000-158 trench drain system requested for customer sign off and then MIFAB® Customer Service quotation.

| Accessories and 45° and 90° Fabrications |   |                               |
|--|---|-------------------------------|
| Order Guide Suffix                       | Description   | List Price, Each, Add         |
| <b>Standard</b>                          | 5/16-18 x 2" Zinc Coated Bolts (2 per package) - for grate lockdown                 | <b>No Charge</b>              |
| <b>-SSB</b>                              | 5/16-18 x 2" Stainless Steel Bolts (2 per package) - for grate lockdown             | <b>\$56.00</b>                |
| <b>-PB-45-AL</b>                         | 45° Channel Section with Aluminum decorative slotted grate                          | <b>\$695.25</b>               |
| <b>-PB-90-AL</b>                         | 90° Channel Section with Aluminum decorative slotted grate                          | <b>\$695.25</b>               |
| <b>-PB-45-AW</b>                         | 45° Channel Section with Aluminum wire grate  | <b>\$897.50</b>               |
| <b>-PB-90-AW</b>                         | 90° Channel Section with Aluminum wire grate  | <b>\$897.50</b>               |
| <b>-PB-45-SS</b>                         | 45° Channel Section with Stainless Steel Decorative grate                           | <b>\$769.50</b>               |
| <b>-PB-90-SS</b>                         | 90° Channel Section with Stainless Steel Decorative grate                           | <b>\$769.50</b>               |
| <b>-PB-45-WW</b>                         | 45° Channel Section with Stainless Steel Wedgewire grate                            | <b>\$734.00</b>               |
| <b>-PB-90-WW</b>                         | 90° Channel Section with Stainless Steel Wedgewire grate                            | <b>\$734.00</b>               |
| <b>-TEE</b>                              | Tee Fabrication   | <b>\$695.00</b>               |
| <b>-CF</b>                               | Cross Fabrication   | <b>\$1,402.00</b>             |
| <b>-FLC</b>                              | Anchor flange and membrane clamps (2 - one for each side of the body) with hardware | <b>\$826.00 / 40" section</b> |



**T5000-158-HDW - Universal gasket for between channels, end caps and end outlets with hardware included at no extra charge with every channel, end cap / end outlet ordered.**

Note: Custom designs are available. Contact MIFAB®

Go to [www.MIFAB.com](http://www.MIFAB.com) for the T5000-158 Cross Section detail and specification sheet.

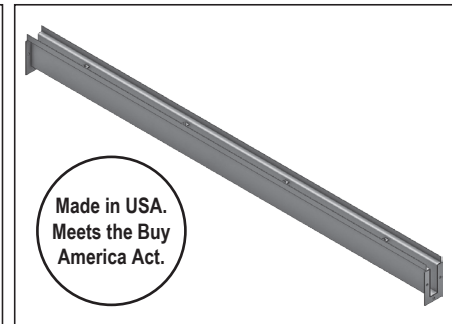
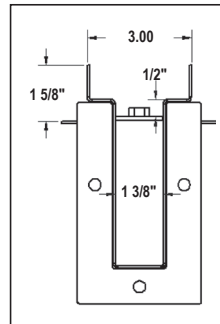
CALIFORNIA PROPOSITION 65 WARNING. This product contains chemicals known to the State of California to cause cancer and birth defects or other reproductive harm.



### SPECIFICATION:

MIFAB® Series T5000-300, 3" wide, 5 7/8" deep, 40" long, non sloped channels. Channel is manufactured from 14 gauge aluminum. Channels have flanged ends to connect to each other with a neoprene rubber gasket. End and bottom outlets are available in 2" no hub outlet connections and are fabricated as part of the trench drain system. Available with anchor flanges and membrane clamps as required.

| MODEL NUMBER | Description  | List Price, Per Foot |
|--------------|--|----------------------|
| T5000-300-PB | 3" wide, 5 7/8" deep, 14 gauge aluminum channel only | \$531.50             |



| Grates (all 40" long. One grate required per body section) |   |                           |
|--|---|---------------------------|
| Order Guide Suffix   | Description   | List Price, Per Foot, Add |
| -PGA-AL  | Aluminum decorative slotted grate - Class A, 40" long   | \$559.50                  |
| -PGA-AW  | Aluminum wire grate - Class A, 40" long   | \$1,188.75                |
| -PGA-SS  | Stainless Steel, Decorative grate - Class A, 40" long   | \$412.75                  |
| -PGB-WW  | Stainless Steel, Wedgewire grate - Class A, 40" long  | \$489.25                  |
| End Caps / Outlets / Accessories                           |   |                           |
| Order Guide Suffix   | Description   | List Price, Each, Add     |
| -PEC   | Closed end cap  | \$330.75                  |
| -PEO2  | 2" no hub end outlet  | \$365.25                  |
| -PBO2  | 2" no hub bottom outlet   | \$365.25                  |
| MI-FLEX-200  | 2" Flexible rubber coupling to connect 2" No Hub vertical and horizontal channel outlets to drainage pipe | \$17.50                   |

MIFAB®'s Engineering team will produce a sign off drawing illustrating the T5000-158 trench drain system requested for customer sign off and then MIFAB® Customer Service quotation.

| Accessories and 45° and 90° Degree Fabrications |   |                        |
|---|---|------------------------|
| Order Guide Suffix                              | Description   | List Price, Each, Add  |
| Standard  | 5/16-18 x 2" Zinc Coated Bolts (2 per package) - for grate lockdown     | No Charge              |
| -SSB  | 5/16-18 x 2" Stainless Steel Bolts (2 per package) - for grate lockdown | \$56.00                |
| -PB-45-AL                                       | 45° Channel Section with Aluminum decorative slotted grate              | \$695.25               |
| -PB-90-AL                                       | 90° Channel Section with Aluminum decorative slotted grate              | \$695.25               |
| -PB-45-AW                                       | 45° Channel Section with Aluminum wire grate                            | \$944.00               |
| -PB-90-AW                                       | 90° Channel Section with Aluminum wire grate                            | \$944.00               |
| -PB-45-SS                                       | 45° Channel Section with Stainless Steel Decorative grate               | \$769.50               |
| -PB-90-SS                                       | 90° Channel Section with Stainless Steel Decorative grate               | \$769.50               |
| -PB-45-WW                                       | 45° Channel Section with Stainless Steel Wedgewire grate                | \$734.00               |
| -PB-90-WW                                       | 90° Channel Section with Stainless Steel Wedgewire grate                | \$734.00               |
| -TEE  | Tee Fabrication   | \$695.00               |
| -CF   | Cross Fabrication   | \$1,402.00             |
| -FLC  | Anchor flange and membrane clamps (2 - one for each side of the body)   | \$826.00 / 40" section |

T5000-300-HDW - Universal neoprene gasket for between channels, end caps and end outlets with hardware included at no extra charge with every channel, end cap / end outlet ordered.

Note: Custom designs are available. Contact MIFAB®

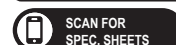
Go to [www.MIFAB.com](http://www.MIFAB.com) for the T5000-300 Cross Section detail & specification sheet.

CALIFORNIA PROPOSITION 65 WARNING. This product contains chemicals known to the State of California to cause cancer and birth defects or other reproductive harm.

Visit [www.mifab.com](http://www.mifab.com) for the most recent product information. Design and dimensions are subject to modification. Prices do not include applicable taxes.

Toll Free: 1-800-465-2736, Fax: 1-773-341-3049  
sales@mifab.com Canada Toll Free: 1-800-387-3880

MIFAB®, Inc., 1321 West 119th Street, Chicago, Illinois 60643-5109, USA  
All sales subject to MIFAB®'s Terms and Warranties, please refer to page no. 54.







Made in USA.  
Meets the Buy  
America Act.

**SPECIFICATION:**


MIFAB® Series T4000-HDSC, (specify model number for required width and depth), 80" long, non sloped heavy duty utility chase trench system. Body is manufactured from 14 gauge steel and finished with an acid resistant powder epoxy coating. Each body has a 3" wide anchor flange on each side recessed 2 3/4" down from the top with securing holes 15" apart for #4 rebar tie down and leveling. Bodies have flanged ends to connect to each other with a neoprene rubber gasket. Covers are ductile iron for up to and including 12" internal widths and fabricated steel diamond plate for the larger widths.

Go to [www.MIFAB.com](http://www.MIFAB.com) for the T4000-HDSC Cross Section detail and specification sheet.

| MODEL #          | DESCRIPTION  | LOAD CLASS | LIST PRICE, PER FOOT |
|------------------|--|------------|----------------------|
| T4000-HDSC-4-4   | 4" Internal Width Channel, Ductile Iron Cover                    | C          | \$400.50             |
| T4000-HDSC-12-4  | 12" Internal Width Channel, Ductile Iron Cover                   | E          | \$666.00             |
| T4000-HDSC-18-13 | 18" Internal Width Channel, Galvanized Steel Diamond Plate Cover | C          | \$799.00             |
| T4000-HDSC-21-13 | 21" Internal Width Channel, Galvanized Steel Diamond Plate Cover | C          | \$937.00             |

**Accessories and 45° and 90° Fabrications - for all Channel Sizes.**

| Order Guide Suffix | Description                        | List Price, Each, Add |
|--------------------|------------------------------------|-----------------------|
| -PB-90             | 90° Channel with cover             | \$937.25              |
| -CUT               | Cutting / per cut - Net Price only | \$484.75              |
| -CF                | Cross 4 way channel connection     | \$1,864.25            |
| -PEC               | End Caps                           | \$346.00              |



**Note:** Specify the total length of the T4000-HDSC utility trench drain system required and design of the trench drain system (straight run only or straight runs with corners and turns).

MIFAB®'s Engineering team will produce a sign off drawing illustrating the T4000-HDSC utility trench drain system requested for customer sign off and then MIFAB® Customer Service quotation.

Note: Custom designs are available. Contact MIFAB®

CALIFORNIA PROPOSITION 65 WARNING. This product contains chemicals known to the State of California to cause cancer and birth defects or other reproductive harm.

## T2320-FL - 6 1/8" X 20" CAST IRON TRENCH DRAIN WITH ANCHOR FLANGE

ADD 1/16" TO HEIGHT FOR SS GRATE

STANDARD DUCTILE IRON GRATE (T1400-PG-4)  
SPECIAL DUTY LOAD RATED  
(OVER 10,000 LBS.)  
PER ASME STANDARD # A112.6.3-2001

FREE AREA IS 20in<sup>2</sup> PER FOOT

THREE HOLES TO CONNECT BODY  
SECTIONS TOGETHER WITH 5/16", HS-17  
HARDWARE PROVIDED

NEOPRENE SEALING  
GASKET  
(T2320-FL-GASK)  
CAST IRON END CAP  
(T2320-FLC-PE)

8mm  
GRATE SLOT

20"

6 1/8"

MEMBRANE  
CLAMP

2" WIDE  
ANCHOR FLANGE  
RECESSED  
2" FROM TOP

WEEPHOLES

LACQUERED CAST IRON  
BODY SECTION

OPTIONAL DOME STRAINER  
(A1-MB) (SUFFIX -5)

BOTTOM OUTLET  
SPECIFY TYPE  
AND SIZE



SCAN FOR  
SPEC. SHEETS

Custom fabricated  
trench drains are  
our specialty.  
Any custom  
configuration is  
possible.  
Contact MIFAB®.

| MODEL #                 | SIZE                 | MATERIAL                             | FRAME MATERIAL | LIST PRICE                      |
|-------------------------|----------------------|--------------------------------------|----------------|---------------------------------|
| <b>T2322,3,4-FL-4</b>   | 6 1/8" x 20" section | Cast iron body, DI grate             | Cast iron      | <b>\$508.50 / 20"/section</b>   |
| <b>T2322,3,4-FL-4-3</b> | 6 1/8" x 20" section | Cast iron body, DI grate W/SS veneer | SS veneer      | <b>\$1,141.25 / 20"/section</b> |

| T2320-FL OPTIONAL VARIATIONS |   |                       |     |  |
|------------------------------|---|-----------------------|-----|--|
| Suffix                       | Description   | List Price, Each, Add |     |  |
| -5                           | Sediment bucket (per piece) (A1-MB)                         | <b>\$106.50</b>       | -12 | Galvanized grate (per 20" section) <b>\$205.50</b>   |
| -6                           | Vandal proof grate (per grate)(TR30 Torx and pin) (H-1109A) | <b>\$84.75</b>        | -13 | All galvanized (per 20" section) <b>\$159.00</b>     |
| -8                           | Backwater valve (per piece) (BV1254)                        | <b>\$139.50</b>       | -C  | Membrane clamp (per 20" section) <b>\$61.25</b>      |
| -11                          | All acid resistant epoxy coated (per 20" section)           | <b>\$198.25</b>       | P   | Push on bottom outlet (2", 3" or 4") <b>No Add</b>   |
|                              |   |                       | S   | End outlet (4" No hub only) <b>\$112.00</b>          |
|                              |   |                       | T   | Threaded bottom outlet (2", 3" or 4") <b>\$32.00</b> |
|                              |   |                       | X   | Inside caulk bottom outlet (2" or 3") <b>No Add</b>  |

## T2350-FL - 12 1/4" X 12" CAST IRON TRENCH DRAIN WITH ANCHOR FLANGE

ADD 3/16" TO HEIGHT FOR SS GRATE AND FRAME

STANDARD DUCTILE IRON HEELPROOF GRATE  
(1/4" MAXIMUM WIDTH SLOTS) (F1440-PG-4)  
SPECIAL DUTY LOAD RATED (OVER 10,000 LBS.)

FREE AREA IS 51in<sup>2</sup> PER GRATE

LACQUERED CAST IRON  
BODY SECTION

NEOPRENE SEALING GASKET  
(T2350-FL-GASK)

CAST IRON END CAP  
(T2350-FLC-PE)

MEMBRANE  
CLAMP

2" WIDE ANCHOR  
FLANGE RECESSED  
2" FROM TOP

WEEPHOLES

OPTIONAL DOME STRAINER  
(SUFFIX - 20)

BOTTOM OUTLET  
(SPECIFY TYPE AND SIZE)

THREE HOLES TO CONNECT BODY  
SECTIONS TOGETHER



SCAN FOR  
SPEC. SHEETS

Custom fabricated  
trench drains are  
our specialty.  
Any custom  
configuration is  
possible.  
Contact MIFAB®.

| MODEL #                 | SIZE                  | MATERIAL                             | FRAME MATERIAL | LIST PRICE                      |
|-------------------------|-----------------------|--------------------------------------|----------------|---------------------------------|
| <b>T2352,3,4-FL-4</b>   | 12 1/4" x 12" section | Cast iron body, DI grate             | Cast iron      | <b>\$741.75 / 12"/section</b>   |
| <b>T2352,3,4-FL-4-3</b> | 12 1/4" x 12" section | Cast iron body, DI grate W/SS veneer | SS veneer      | <b>\$1,160.50 / 12"/section</b> |

| T2350-FL OPTIONAL VARIATIONS |   |                       |     |   |
|------------------------------|---|-----------------------|-----|---|
| Suffix                       | Description   | List Price, Each, Add |     |   |
| -5                           | Sediment bucket (per outlet section)                              | <b>\$205.50</b>       | -13 | All galvanized (per 12" section) <b>\$242.75</b>        |
| -6                           | Vandal proof grate (per grate) (H-1072B) (lockdown grate to body) | <b>\$84.75</b>        | -95 | Client logo (-3 SS veneer only) <b>\$109.25</b>         |
| -8                           | Backwater valve (per piece)(BV1254)                               | <b>\$139.00</b>       | -20 | Dome bottom outlet strainer (per piece) <b>\$343.00</b> |
| -11                          | All acid resistant epoxy coated (per 12" section)                 | <b>\$276.50</b>       | -C  | Membrane clamp (per foot) <b>\$61.25</b>                |
| -12                          | Galvanized grate  | <b>\$258.50</b>       | P   | Push on bottom outlet (2", 3" or 4") <b>No Add</b>      |
|                              |   |                       | S   | End outlet (No Hub only, 4") <b>\$112.00</b>            |
|                              |   |                       | T   | Threaded bottom outlet (2", 3" or 4") <b>\$32.00</b>    |
|                              |   |                       | X   | Inside caulk bottom outlet (2" or 3") <b>No Add</b>     |

CALIFORNIA PROPOSITION 65 WARNING. This product contains chemicals known to the State of California to cause cancer and birth defects or other reproductive harm.

Visit [www.mifab.com](http://www.mifab.com) for the most recent product information. Design and dimensions are subject to modification. Prices do not include applicable taxes.

Toll Free: 1-800-465-2736, Fax: 1-773-341-3049  
sales@mifab.com Canada Toll Free: 1-800-387-3880

MIFAB®, Inc., 1321 West 119th Street, Chicago, Illinois 60643-5109, USA  
All sales subject to MIFAB's Terms and Warranties, please refer to page no. 54.

## ACCESSORIES

**PLASTIC SEDIMENT BUCKETS ARE INCLUDED WITH EVERY CATCH BASIN**



**T1400-CB620-SB - 4"**  
internal width

**List Price - \$276.00**



**T2000-CB820-SB - 8"**  
internal width

**List Price - \$357.00**



**T3000-CB1220-SB - 12"**  
internal width

**List Price - \$470.50**



**T1400-SHV**  
Shovel head to  
clean out debris from  
channels


**List Price - \$191.00**



Grate lifting key  
**T100-KEY**

**List Price - \$115.00**


**ANTI-VANDALISM LOCKING  
DEVICE FOR ALL GRATES**



|                                    |                |
|------------------------------------|----------------|
| <b>T100-VP</b> (4" internal width) | <b>\$28.50</b> |
| <b>T200-VP</b> (8" internal width) | <b>\$42.75</b> |

(Two pieces required per meter)

## POWDER COATED STEEL SUPPORT STANDS



Channel and  
installation  
device not  
included with  
support stand

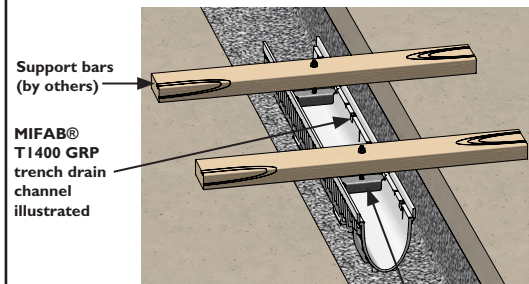
All threaded  
rod / rebar  
not included

**Support Stand**

MIFAB offers powder coated steel support stands that the installer can place rebar or all threaded rod through (by others) to connect with the MIFAB provided installation devices to support the suspended channel system. Ideal for installations where the ground is too hard or rocky to drive rebar or all threaded rod into the ground to support the trench system.

| MODEL NUMBER    | DESCRIPTION                            | LIST PRICE      |
|-----------------|--|-----------------|
| <b>T1400-RD</b> | Support stand for T1400 Trench Systems | <b>\$125.00</b> |
| <b>T2000-RD</b> | Support stand for T2000 Trench Systems | <b>\$175.00</b> |
| <b>T3000-RD</b> | Support stand for T3000 Trench Systems | <b>\$225.00</b> |


## SUSPENDED SLAB INSTALLATION



Brackets to bolt support bars for suspension of the trench drain channels within the slab. Available with T1400, T2000 and T3000 GRP channels.

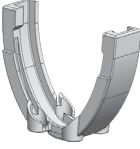



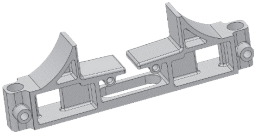


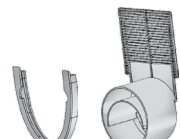
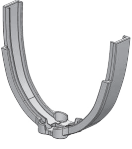
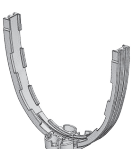



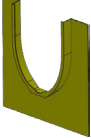

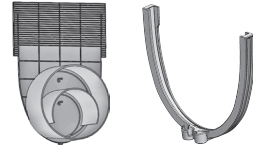






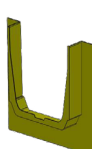
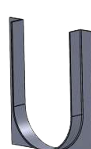
| Part #                   | List Price (Bag of two) |
|--------------------------|-------------------------|
| <b>Part # T1400-SUSP</b> | <b>\$25.50</b>          |
| <b>Part # T2000-SUSP</b> | <b>\$28.00</b>          |
| <b>Part # T3000-SUSP</b> | <b>\$30.75</b>          |

## ANTI-VANDALISM LOCKING DEVICE INSTALLATION INSTRUCTIONS



CALIFORNIA PROPOSITION 65 WARNING. This product contains chemicals known to the State of California to cause cancer and birth defects or other reproductive harm.



|  |   |   |  |
|--|---|---|--|
|  <p><b>T1400-PFMC</b><br/>Female to male connector for T1400 channels (Supplied as standard with all T1400 channels)</p>      |  <p><b>T1400-PMCC</b><br/>Male to male connector for T1400 channels</p>                                  |  <p><b>T1400-CB620-PEC</b><br/>End cap for T1400-CB620 catch basin. Designed to work with any T1400 channel depth. Two supplied with each catch basin.</p> |  <p><b>T1400-PEC</b><br/>End cap for T1400 female end channels</p>  |
|  <p><b>T1400-CB620-REB</b><br/>Installation device for the T1400-CB620 catch basin. Two supplied with each catch basin.</p>   |  <p><b>T1400-CB2024-ADAPT</b><br/>Adapter to receive T1400 channels into the 20" x 24" catch basin</p>   |  <p><b>T1400-PBO3 / T1400-PBO4</b><br/>3" / 4" socket connection bottom outlet for T1400 channels</p>   |  <p><b>T1400-PEO</b><br/>3" and 4" socket connection combination male end cap / end outlet, with connector for T1400 channels</p>   |
|  <p><b>T2000-PFMC</b><br/>Female to male connector for T2000 channels (Supplied as standard with all T1400 channels)</p>      |  <p><b>T2000-PMCC</b><br/>Male to male connector for T2000 channels</p>                                  |  <p><b>T2000-CB820-PEC</b><br/>End cap for T2000-CB820 catch basin. Designed to work with any T2000 channel depth. Two supplied with each catch basin.</p> |  <p><b>T2000-PEC</b><br/>End cap for T2000 female end channels</p>  |
|  <p><b>T2000-CB820-REB</b><br/>Installation device for the T2000-CB820 catch basin. Two supplied with each catch basin.</p> |  <p><b>T2000-CB2024-ADAPT</b><br/>Adapter to receive T2000 channels into the 20" x 24" catch basin</p> |  <p><b>T2000-PBO4 / T2000-PBO6</b><br/>4" / 6" socket connection bottom outlet for T2000 channels</p>   |  <p><b>T2000-PEO</b><br/>4" and 6" socket connection combination male end cap / end outlet, with connector for T2000 channels</p> |
|  <p><b>T2000-CB2024-PEO</b><br/>End outlet for the T2000-CB2024 catch basin. Available in 4", 6", 8", 10" or 12"</p>        |  <p><b>T3000-PEO6, T3000-PEO8</b><br/>No hub end outlet for T3000 channels. Available in 6" and 8"</p> |  <p><b>T3100-PEC</b><br/>End cap for T3100 male end channels</p>  |  <p><b>T3100-PECF</b><br/>End cap for T3100 female end channels</p>   |
|  <p><b>T3100-PEO6, 8, 10</b><br/>6", 8" or 10" No hub end outlet for T3100 channels</p>                                     |  <p><b>T3100-PEIF6, 8 or 10</b><br/>6", 8" or 10" No Hub end Inlet for T3100 female end channels</p>   |  <p><b>T3000-CB2024-ADAPT</b><br/>Adapter to receive T3000 channels into the T3000-CB2024 catch basin</p>   |  <p><b>T3100-CB-2024-ADAPT</b><br/>Adapter to receive T3100 channels into the T3100-CB2024 catch basin</p>                        |

CALIFORNIA PROPOSITION 65 WARNING. This product contains chemicals known to the State of California to cause cancer and birth defects or other reproductive harm.

Visit [www.mifab.com](http://www.mifab.com) for the most recent product information. Design and dimensions are subject to modification. Prices do not include applicable taxes.

Toll Free: 1-800-465-2736, Fax: 1-773-341-3049  
sales@mifab.com Canada Toll Free: 1-800-387-3880

MIFAB®, Inc., 1321 West 119th Street, Chicago, Illinois 60643-5109, USA  
All sales subject to MIFAB's Terms and Warranties, please refer to page no. 54.

## NEUTRAL TRENCH DRAIN FLOW RATES VS. SLOPED TRENCH DRAIN FLOW RATES

**Note: See page 41 for the comparison calculations.**

It has been the custom in the United States and Canada to specify trench drain systems that have sloped bodies. The reasoning is that sloped trench drains will provide a greater flow of water due to the sloped sections. Like many things in today's world, this custom has been accepted as the common practice. In contrast, for decades, engineers in Europe specify neutral trench drain systems as their standard design. This is because neutral trench drain systems perform comparably to sloped trench drain systems.

**The advantages for the engineer, building owner, contractor, and wholesaler to use neutral trench drain systems are:**

1. Faster delivery to the jobsite as fewer individual depths of trench drain bodies are needed.
2. Easier to install the channels when they are all neutrals.
3. Faster installation preparation because one depth trench drain body does not require complicated site organization.
4. Faster installation due to same height of the trench drain body. Often, sloped trench drain bodies are mixed on a pallet - requiring time to sort and identify them. This is not the case with neutral depth bodies.
5. Increased flexibility, because the contractor can easily increase the number of neutral trench drain bodies in order to extend the length of the run or if replacement channels are required. This is more difficult with sloped trench drain bodies.

**The flow rate of a trench drain is affected by three main factors:** invert depth of the bodies, internal width of the bodies, and length of the run. Trench drain bodies with a greater depth (assuming the width is the same) have more volume capacity and therefore a greater flow rate because the head pressure is greater when the water height is higher. Trench drain bodies that are wider than others have more volume capacity (assuming that the height of the water is the same) and as a result, a higher flow rate.

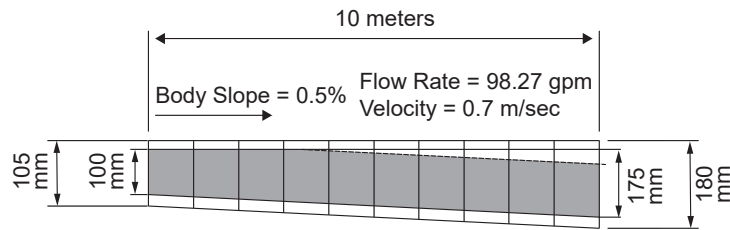
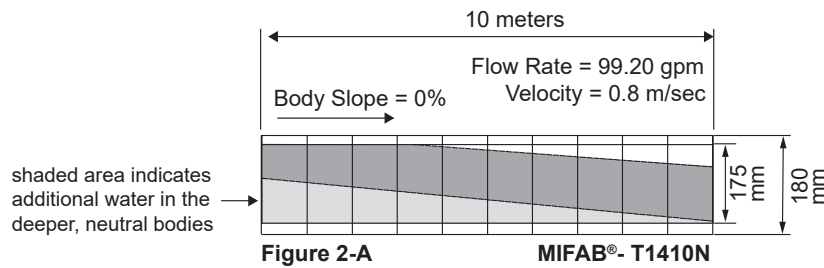
A typical sloped trench drain system (see Figures 1-A and 1-B in the adjacent page) starts off with a shallow sloped body section and ends with a deeper sloped body section. This means that the body depth is not consistent and the volume capacity of the sloped system is less than the volume capacity of a neutral system that has the same body depth throughout the run. (see Figures 2-A and 2-B in the adjacent page).

Figures 1-A and 1-B illustrate a typical sloped trench drain system with flow rates of 98.27 GPM in the 30 foot run and 142.60 GPM in the 60 foot run. Figures 2-A and 2-B illustrate the MIFAB® - T1420N neutral trench drain system with flow rates of 99.20 GPM in the 30 foot run and 149.80 GPM in the 60 foot run. Note that the ending body height in a typical sloped 30 foot trench drain system (7.68") is the same as all of the body heights in the MIFAB® - system (7.68") and the ending body height in a typical sloped trench drain system (9.65") is the same as all of the body heights in the MIFAB® - T1420N system (9.65").

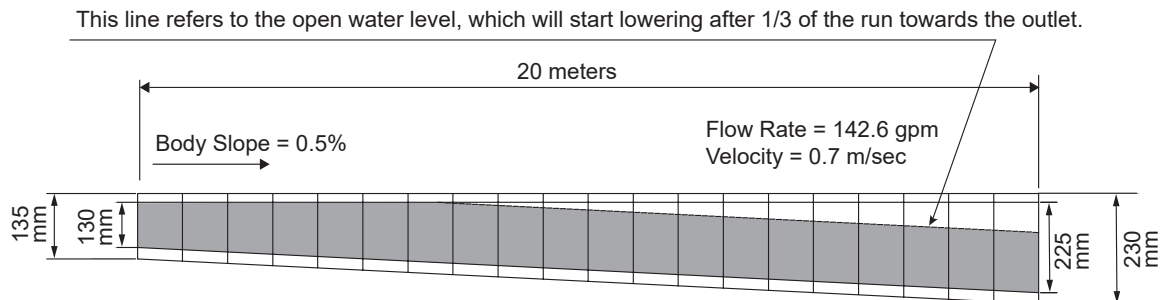
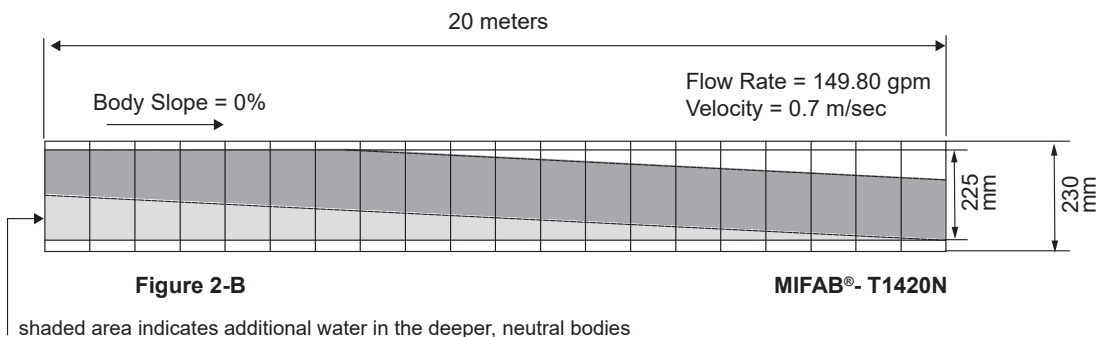
Therefore, take advantage of the easier installation of the MIFAB® - neutral trench drain systems instead of the industry standard sloped trench drain systems.

**Note, the deeper neutral bodies require extra excavation and concrete surround compared to a sloped channel system.**

CALIFORNIA PROPOSITION 65 WARNING. This product contains chemicals known to the State of California to cause cancer and birth defects or other reproductive harm.

**FLOW RATE COMPARISON CALCULATION ACCORDING TO MANNING & STRICKLER**
**4" Internal Width Sloped vs. Neutral Flow Rate Comparison**

**Figure 1-A Typical Sloped Trench Drain from Others**


**Note, the deeper neutral bodies require extra excavation and concrete surround compared to a sloped channel system.**


**Figure 1-B Typical Sloped Trench Drain from Others**


**Note, the deeper neutral bodies require extra excavation and concrete surround compared to a sloped channel system.**

CALIFORNIA PROPOSITION 65 WARNING. This product contains chemicals known to the State of California to cause cancer and birth defects or other reproductive harm.

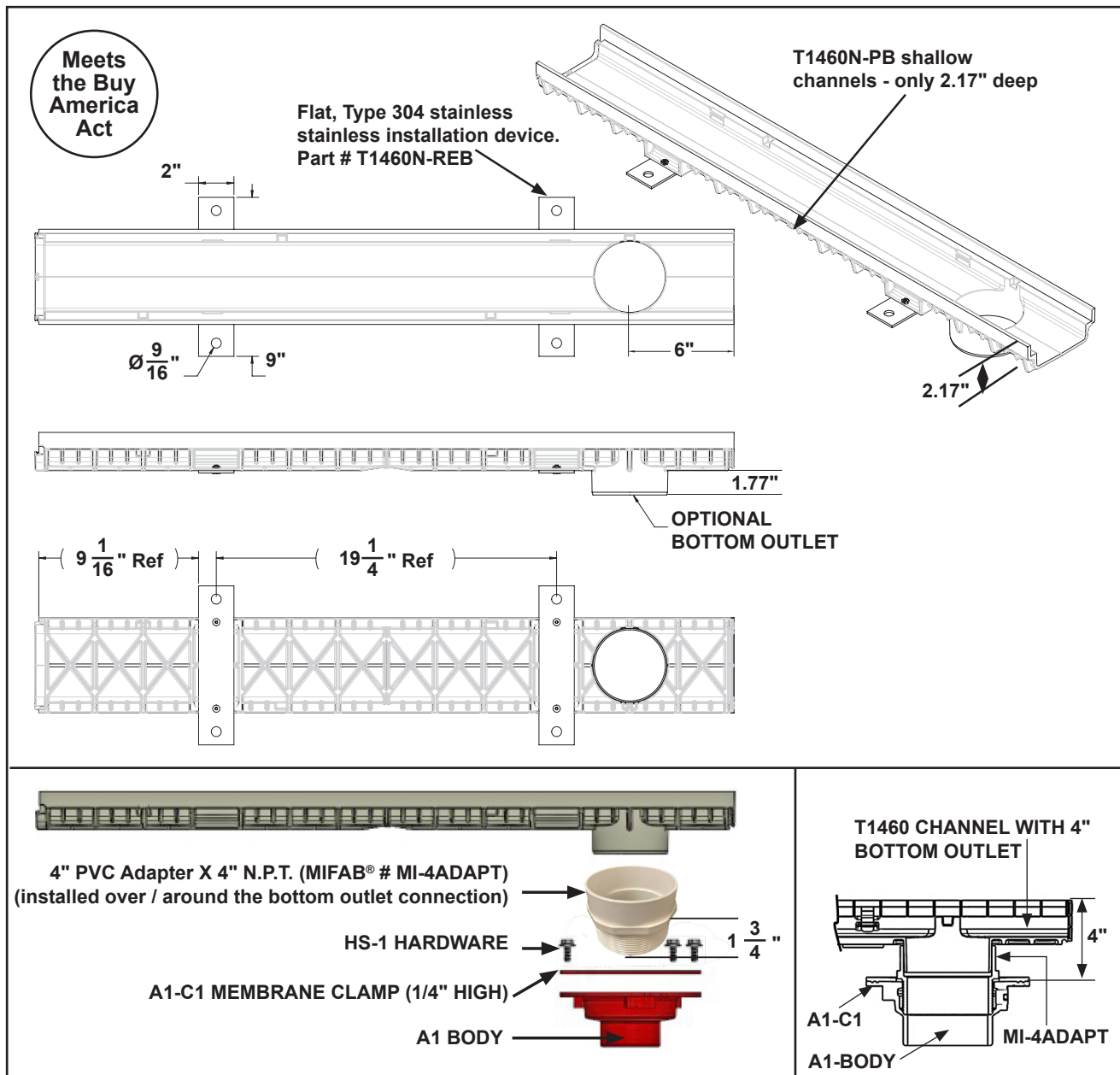
Visit [www.mifab.com](http://www.mifab.com) for the most recent product information. Design and dimensions are subject to modification. Prices do not include applicable taxes.

Toll Free: 1-800-465-2736, Fax: 1-773-341-3049  
sales@mifab.com Canada Toll Free: 1-800-387-3880

MIFAB®, Inc., 1321 West 119th Street, Chicago, Illinois 60643-5109, USA  
All sales subject to MIFAB's Terms and Warranties, please refer to page no. 54.



## INSTALLATION DEVICE FOR SHALLOW T1460N AND T2060N CHANNELS



MIFAB®'s T1460N Series of shallow, GRP trench drain channels are ideal for installation onto concrete decks. Their overall depth of 2.17" provides a lot of flexibility during installation. The T1460N-REB flat, Type 304 stainless steel installation devices are engineered to provide only 1/8" of an increase in overall height when installed on the underside of the T1460N channels. They are ideal to secure the T1460N channels into the concrete deck with anchors by others. This is to provide the minimum overall height as possible. MIFAB® also offers Type 304 stainless steel installation devices (only 1/8" high) for the T2060N-PB, 8" internal width shallow channels.

### List Price of T1460N-REB - \$23.25

(two brackets included with mounting hardware)  
(Fitting of installation devices to channels by others)


### List Price of T2060N-REB - \$34.25

(two brackets included with mounting hardware)  
(Fitting of installation devices to channels by others)


CALIFORNIA PROPOSITION 65 WARNING. This product contains chemicals known to the State of California to cause cancer and birth defects or other reproductive harm.

## GRP TRENCH INSTALLATION GUIDE

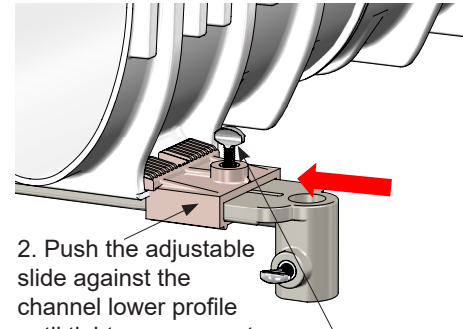
### INSTALLATION GUIDE



1. Ensure the installation device connects tightly to the channel.

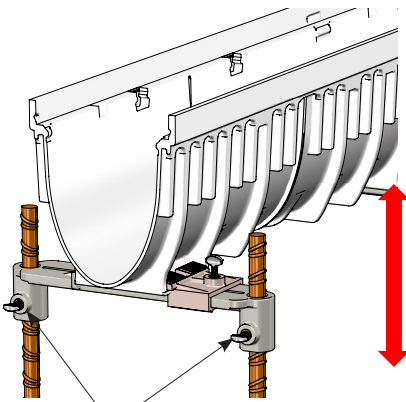


Ensure that the rebar installation devices and the female to male joint connector are placed on the channel before installation.



2. Push the adjustable slide against the channel lower profile until tight engagement.

3. Secure the adjustable slide position by tightening the wing nut.

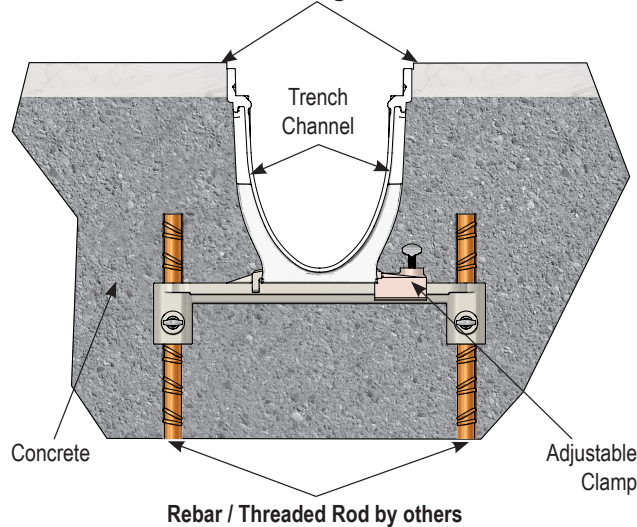


4. Adjust to desired height, secure the installation device by tightening the two wing nuts.



SCAN ME  
FOR  
INSTALLATION  
INSTRUCTIONS

Finished floor height to be 1/8" above the channel edge rail.



Concrete

Rebar / Threaded Rod by others

Adjustable  
Clamp

## POLYURETHANE SEALANT FOR GRP TRENCH DRAINS

MIFAB® recommends the use of a one component polyurethane product as a “sealant” between the channels if required by the engineer. It has expansive and contracting characteristics and is utilized in environments where those characteristics are desirable. The most prominent application for MIFAB® trench drains is when 2 channels are put together. There is an “indentation” or a groove between the two channels on the interior surface.

SikaFlex 1A and Sonneborn NP-1 are two acceptable sealant materials although there are other manufacturers of polyurethane sealant products that would also be accepted.

Do not use silicone and / or an adhesive (thin set glue) as a sealant with the MIFAB® trench drain channels.



**T1400-SIKA**  
**\$32.00 List Price**

CALIFORNIA PROPOSITION 65 WARNING. This product contains chemicals known to the State of California to cause cancer and birth defects or other reproductive harm.







Visit [www.mifab.com](http://www.mifab.com) for the most recent product information. Design and dimensions are subject to modification. Prices do not include applicable taxes.






Toll Free: 1-800-465-2736, Fax: 1-773-341-3049  
sales@mifab.com Canada Toll Free: 1-800-387-3880

MIFAB®, Inc., 1321 West 119th Street, Chicago, Illinois 60643-5109, USA  
All sales subject to MIFAB's Terms and Warranties, please refer to page no. 54.

## GRATE LOAD CLASS DEFINITIONS

There are two main grate definitions in the trench drain industry to help engineers select the appropriate grate: **EN1433 / DIN19580** and **ANSI A112.21.1M** Standards.

| <b>EN1433 / DIN19580</b>  |                     |  |
|---|---------------------|--|
| Grates shall be designed to meet the following loading classifications in a static condition. |                     |  |
|              | <b>Load Class A</b> | Light Duty Grate design load up to or exceeding 3,372 lbs per foot. (15 kN). For pedestrian foot traffic only.   |
|              | <b>Load Class B</b> | Medium Duty Grate design load of at least 28,100 lbs per foot. (125 kN). For light pneumatic tire traffic only. Sidewalks and residential parking.                                       |
|              | <b>Load Class C</b> | Heavy Duty Grate design load of at least 56,200 lbs per foot. (250 kN). Commercial Applications.   |
|              | <b>Load Class D</b> | Grate design load of at least 89,920 lbs per foot. (400 kN). For pneumatic forklift traffic. Extra Heavy Duty. Roads and Highways. H-20 Load Rated.                                      |
|              | <b>Load Class E</b> | Grate design load of at least 134,800 lbs per foot. (600 kN). For Commercial Solid tire traffic patterns, and impacts from steel struts or metal wheels (forklifts). Extreme Heavy Duty. |
|              | <b>Load Class F</b> | Grate design load of at least 202,320 lbs per foot. (900 kN). For airport traffic.   |

| <b>ANSI A112.21.1M</b>  |                         |  |
|---|-------------------------|--|
| Grates shall be designed to meet the following loading classifications in a static condition. |                         |  |
|            | <b>Light Duty</b>       | All grates having safe live load (as calculated in paragraph 6.1.6 of the ANSI Standard) under 2,000 lbs. (900 kg.) For pedestrian foot traffic only.  |
|            | <b>Medium Duty</b>      | All grates having safe live load (as calculated in paragraph 6.1.6 of the ANSI Standard) between 2,000 lbs. (900 kg.) and 4,999 lbs. (2,250 kg.) For light pneumatic tire traffic only. Sidewalks and residential parking. |
|            | <b>Heavy Duty</b>       | All grates having safe live load (as calculated in paragraph 6.1.6 of the ANSI Standard) between 5,000 lbs. (2,250 kg.) and 7,499 lbs. (3,375 kg.) For Commercial Pneumatic tire traffic patterns and tractor trailers.    |
|            | <b>Extra Heavy Duty</b> | All grates having safe live load (as calculated in paragraph 6.1.6 of the ANSI Standard) between 7,500 lbs. (3,375 kg.) and 10,000 lbs. (4,500 kg.) For forklift traffic. Roads and Highways. H-20 Load Rated.             |
|            | <b>Special Duty</b>     | All grates having safe live load (as calculated in paragraph 6.1.6 of the ANSI Standard) over 10,000 lbs. (4,500 kg.) For airport traffic.   |

## TRANSPORTATION CLASSIFICATIONS

- The American Association of State Highway and Transportation Officials' (AASHTO) "Standard Specification for Highway Bridges" defines H-20 loading as a two-axle truck with a maximum dual wheel load of 16,000 lbs. HS-20 loading is defined as a tractor truck with a tandem axle semi-trailer with a dual wheel load of 16,000 lbs.
- The FAA (Federal Aviation Administration) Advisory Circular AC 150/5320-6D describes aircraft loading as 100,000 lbs. placed over a 9" x 9" area.
- Heelproof is defined as slots or perforations that are less than 5/16" in width or diameter.

CALIFORNIA PROPOSITION 65 WARNING. This product contains chemicals known to the State of California to cause cancer and birth defects or other reproductive harm.



## CHEMICAL RESISTANCE CHART

| Media                                 | Temperature in Fahrenheit | Glass Fiber Reinforced Polyester (GRP) |                                      |     |   |
|---------------------------------------|---------------------------|--|--------------------------------------|-----|---|
| Acetone                               | RT                        | -                                      | Linseed oil                          | RT  | + |
| Battery acid (diluted sulphuric acid) | RT                        | +                                      | Magnesium salts, aqueous Solution    | RT  | + |
| Formic acid 10 %                      | RT                        | +                                      | Maleic acid, aqueous Solution        | RT  | + |
| Ammonia 5 % aqueous Solution          | RT                        | -                                      | Manganese salts, aqueous Solution    | RT  | + |
| Ammonia 25 % aqueous Solution         | RT                        | -                                      | Margarine                            | RT  | + |
| Ammonium salts, aqueous Solution      | RT                        | +                                      | Engine oil                           | RT  | + |
| Apple juice, aqueous Solution         | RT                        | +                                      | Sea water                            | RT  | + |
| Malic acid                            | 86                        | +                                      | Sea water                            | 140 | - |
| Barium salts, aqueous Solution        | RT                        | +                                      | Milk                                 | RT  | + |
| Petrol, super and normal              | RT                        | +                                      | Lactic acid, aqueous Solution        | RT  | + |
| Benzene                               | RT                        | +                                      | Mineral oils                         | RT  | + |
| Succinic acid, aqueous Solution       | RT                        | +                                      | Mineral water                        | RT  | + |
| Beer                                  | RT                        | +                                      | Sodium hydroxide 40 %                | 104 | - |
| Blood                                 | RT                        | +                                      | Barium salts, aqueous Solution       | RT  | + |
| Boric acid                            | RT                        | +                                      | Wetting and cleaning agents          | RT  | + |
| Brake fluid                           | RT                        | +                                      | Octane                               | RT  | + |
| Hydrogen bromide                      | RT                        | -                                      | Octane                               | 140 | - |
| Butanol                               | RT                        | +                                      | Oxalic acid, aqueous Solution        | RT  | + |
| Butyric acid                          | RT                        | +                                      | Oxalic acid, aqueous Solution        | 140 | - |
| Butyric acid                          | 104                       | -                                      | Oleic acid                           | RT  | + |
| Butyl acetate                         | 104                       | -                                      | Parafin oil                          | RT  | + |
| Calcium salts, aqueous Solution       | RT                        | +                                      | Perchloric acid                      | RT  | - |
| Calcium hydroxide (lime milk)         | RT                        | -                                      | Petroleum ether                      | RT  | + |
| Chlorine, gaseous, moist              | RT                        | -                                      | Kerosene                             | RT  | + |
| Chlorinated lime, aqueous Solution    | RT                        | -                                      | Phosphoric acid 10 %                 | RT  | + |
| Chlorinated water                     | RT                        | -                                      | Phosphoric acid 10 %                 | 140 | - |
| Chromic acid 10 %                     | RT                        | +                                      | Phosphoric acid 50 %                 | 104 | - |
| Cyclohexane                           | RT                        | +                                      | Ricinus oil                          | RT  | + |
| Diesel oil                            | RT                        | +                                      | Crude oil                            | RT  | + |
| Jet propellant                        | RT                        | +                                      | Salicylic acid, aqueous Solution     | RT  | + |
| Iron salts, aqueous Solution          | RT                        | +                                      | Nitric acid 10 %                     | 104 | - |
| Developer                             | RT                        | -                                      | Hydrochloric acid 20 %               | 104 | - |
| Epoxy resins                          | RT                        | +                                      | Greases                              | RT  | + |
| Petroleum                             | RT                        | +                                      | Sulphuric acid 30 %                  | RT  | - |
| Soil, acidic and alkaline             | RT                        | +                                      | Silicone oil                         | RT  | + |
| Acetic acid 10 %                      | RT                        | -                                      | Tetrachloroethylene                  | RT  | + |
| Acetic acid 10 %                      | 140                       | -                                      | Carbon tetrachloride                 | RT  | - |
| Ethanol                               | RT                        | -                                      | Thioglycolic acid                    | RT  | - |
| Ethylbenzene                          | RT                        | +                                      | Trichloroethylene                    | RT  | - |
| Fatty acids (higher than C 12)        | 104                       | +                                      | Detergent, commercially available 5% | RT  | + |
| Fish oil                              | RT                        | +                                      | Water dist.                          | RT  | + |
| Fixing bath                           | RT                        | +                                      | Water dist.                          | 140 | - |
| Formaldehyde, aqueous Solution        | RT                        | +                                      | Wine                                 | RT  | + |
| Fruit juices                          | RT                        | +                                      | Zinc salts, aqueous Solution         | RT  | + |
| Glycol                                | RT                        | +                                      | Tin salts, aqueous Solution          | RT  | + |
| Glycol (ethylene glycol)              | RT                        | +                                      | Citric acid, aqueous Solution        | RT  | + |
| Urea, aqueous Solution                | RT                        | +                                      | Citric acid, aqueous Solution        | 140 | - |
| Fuel oil                              | RT                        | +                                      | Sugar                                | RT  | + |
| Humic acid                            | RT                        | +                                      |                                      |     |   |
| Isopropyl alcohol (2-propanol)        | RT                        | +                                      |                                      |     |   |
| Potassium hydroxide solution 2.5 %    | RT                        | -                                      |                                      |     |   |
| Potassium permanganate 6%             | 140                       | -                                      |                                      |     |   |
| Calcium salts, aqueous Solution       | RT                        | +                                      |                                      |     |   |
| Silica hydrochloric acid              | 68                        | -                                      |                                      |     |   |
| Carbonic acid, aqueous Solution       | RT                        | +                                      |                                      |     |   |
| Copper salts, aqueous Solution        | RT                        | +                                      |                                      |     |   |

+ = resistant

- = not rated.

RT = room temperature (70° F)

GRP = Glass Fiber Reinforced Polyester

**NOTE:** As all projects are different, chemical exposure needs to consider temperature and dilution rates.

CALIFORNIA PROPOSITION 65 WARNING. This product contains chemicals known to the State of California to cause cancer and birth defects or other reproductive harm.

Visit [www.mifab.com](http://www.mifab.com) for the most recent product information. Design and dimensions are subject to modification. Prices do not include applicable taxes.

Toll Free: 1-800-465-2736, Fax: 1-773-341-3049  
sales@mifab.com Canada Toll Free: 1-800-387-3880

MIFAB®, Inc., 1321 West 119th Street, Chicago, Illinois 60643-5109, USA  
All sales subject to MIFAB's Terms and Warranties, please refer to page no. 54.

## **TRENCH DRAINS: FAQ'S** **COMMON** **QUESTIONS AND ANSWERS**

- What is the purpose of the “gap” between the two GRP channels?**

This is a design improvement that meets the new ASME A112.6.8-2022 Standard and is in accordance with EN1433. MIFAB®'s GRP (Glass Re-enforced Polyester) products incorporate this “gap” which is intended to allow a joint sealant material (one component polyurethane is preferred material) to be placed if required by the design engineer.

Most often, in storm water applications, this gap is ignored and “dirt” fills the gap in a short period of time. The channels are always encased in concrete so it becomes a non-factor. Utilize the MIFAB® website for further explanation.

- Where should you use a GRP trench drain instead of another material?**

GRP trenches are considered suitable for most applications. GRP will handle Load Classes A-E with a Galvanized or Stainless Steel rails and Class F with a Ductile Iron frame.

Typical applications include but are not limited to: Fire & Police stations, Car Dealerships, Parking lots, landscape areas etc.

- When installing a GRP Trench, which end do you start from?**

Always start at the outlet end with the deepest channel or preferably a catch basin. The male/female profile is at the end of the channel (the male end is the deep end and the female end is the shallow end).

- Do GRP Trenches require the same depth and width of concrete encasement as other Trench drain materials?**

All trench drains require a minimum (actual depth to be determined by engineers designing the surrounding concrete slab) of 4” on both sides and under the trench drain. Solid soil compaction needs to be achieved before concrete pour.

- What is the temperature limit of GRP trenches?**

GRP is unique in that other materials that have a 140F to 180F limit and GRP will handle 212F continuous flow and 392F intermittent flow.

- If a system seems to not be going together, what reasons could be considered?**

1. The channels are not in numerical sequence or...
2. The arrows showing direction of the intended flow are pointing away from the outlet position. This will give the impression (result) that every piece is out of tolerance by 5/16”. Turn each channel around so the arrows point toward the outlet to correct this.

CALIFORNIA PROPOSITION 65 WARNING. This product contains chemicals known to the State of California to cause cancer and birth defects or other reproductive harm.

- **Should you put the grates in the channels when pouring the concrete surround?**  
The 4" internal width MIFAB® T1400 system is supplied with pour boards. These should be installed staggered in length so that the board spans the joints. Cut the first pour board to a length of .5 meters, then install full meter boards which will create an overlap of the board over 2 channels and spanning the joint. Plywood can also be utilized.
- **How do I connect a 4" bottom outlet to a 4" drainage pipe?**  
First, cut the bottom of the channel in the marked location using a hole saw, 4" angle grinder or any other suitable tool. Connect the supplied MIFAB® bottom outlet adaptor (T1400-PB04) with screws provided. This outlet will accommodate SDR35 and Schedule 40 pipe.
- **Should you install Trench Drains on dirt or road base (gravel)?**  
No. You should always install trench drain channels in a three sided concrete surround with a minimum concrete depth of 4". The actual depth is to be determined by engineers designing the concrete slab.
- **When do you use Catch Basins instead of end or bottom outlets?**  
Catch basins are always preferred if the depth allows for them. This is typical if the run is in one direction OR there are two runs meeting at a low point in the middle. The catch basin is supplied with a sediment bucket internally. This is preferred as that bucket will capture large debris so it cannot enter the piping system and cause clogging.
- **When and why do you lock down grates?**  
MIFAB® trench drains utilize the CLIPFIX or PROFIX locking mechanism that is integral to the grates. This helps prevent theft. Also, by locking the grates, extreme (Dynamic) loads are less inclined to affect the grates position and applies less stress to the complete system. A locked grate promotes longevity.
- **Should stainless steel grates be installed with a trench drain that has a galvanized rail?**  
This is never recommended as there is a chemical reaction between galvanized steel and stainless steel. There are frequent occasions where a Ductile Iron grate is utilized with a Galvanized rail, and this is both typical and acceptable.
- **What is the difference between a full depth expansion joint and a control joint?**  
A control joint is the shallow depth groove frequently tooled into a finished slab to a depth of .5 inches (approx.). The objective is to create a "weak" spot and the hope is that any cracking will occur at that location. An expansion joint is a full depth (from top to bottom of pour) that is designed to absorb horizontal expansion and contraction of the surrounding concrete pour.
- **Do neutral (non-sloping) channels drain water?**  
Yes, non-sloping channels do drain water. The rate of drainage may be slightly slower, but typically this is not an issue.

CALIFORNIA PROPOSITION 65 WARNING. This product contains chemicals known to the State of California to cause cancer and birth defects or other reproductive harm.

Visit [www.mifab.com](http://www.mifab.com) for the most recent product information. Design and dimensions are subject to modification. Prices do not include applicable taxes.

Toll Free: 1-800-465-2736, Fax: 1-773-341-3049  
sales@mifab.com Canada Toll Free: 1-800-387-3880

MIFAB®, Inc., 1321 West 119th Street, Chicago, Illinois 60643-5109, USA  
All sales subject to MIFAB®'s Terms and Warranties, please refer to page no. 54.



## PROJECT REFERENCES



**TOWN CENTRES AND PEDESTRIAN AREAS**



**PARKING SPACES**



**GARDENING AND LANDSCAPING**



**PARKING GARAGES**



**OFFICE PLAZA**




**INDUSTRY AND COMMERCE**

CALIFORNIA PROPOSITION 65 WARNING. This product contains chemicals known to the State of California to cause cancer and birth defects or other reproductive harm.



## PROJECT REFERENCES


**WAREHOUSES**

**ROADWAYS**

**DATA CENTERS**

**PROMENADE AREAS**

**LANDSCAPE AREAS**

CALIFORNIA PROPOSITION 65 WARNING. This product contains chemicals known to the State of California to cause cancer and birth defects or other reproductive harm.

Visit [www.mifab.com](http://www.mifab.com) for the most recent product information. Design and dimensions are subject to modification. Prices do not include applicable taxes.

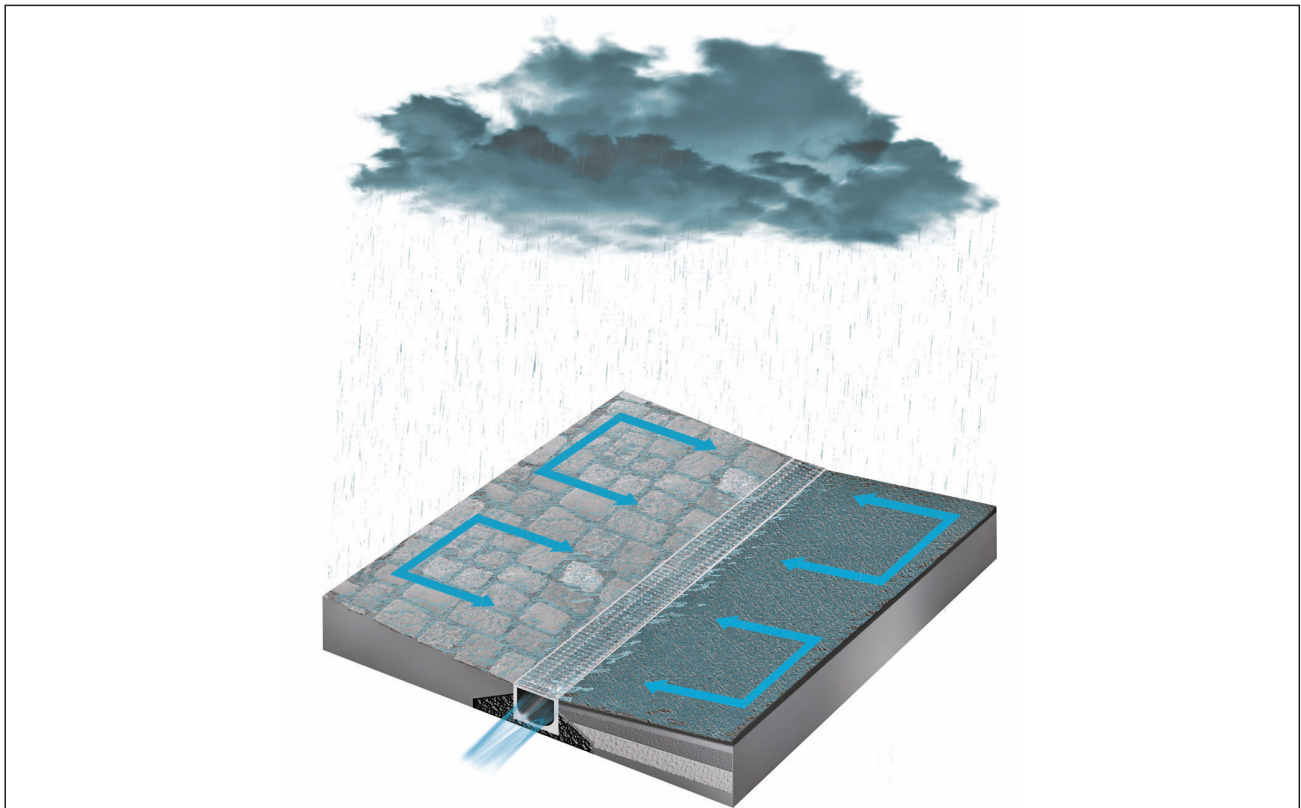
Toll Free: 1-800-465-2736, Fax: 1-773-341-3049  
sales@mifab.com Canada Toll Free: 1-800-387-3880

MIFAB®, Inc., 1321 West 119th Street, Chicago, Illinois 60643-5109, USA  
All sales subject to MIFAB's Terms and Warranties, please refer to page no. 54.

## TYPICAL TRENCH DRAIN SIZING CONSIDERATIONS

**In order to size a trench drain system (length and width), the following information is required:**

1. Length of trench drain run (feet or meters)
2. Length and width of the surface area draining into the trench drain (feet or meters)
3. Surface area type - concrete, pavement, asphalt, etc.
4. Rainfall intensity (in/hr or mm/hr) of the area where the trench drain will be installed
5. Is any additional water being introduced onto the surface pavement or into the trench (i.e. downspouts from adjacent buildings ?)
6. Slope of the ground along the trench drain (%)
7. Perpendicular approach slopes to the trench drain (%)
8. Location of and number of outlets along the trench drain run
9. Any trench drain depth restrictions



**Please contact MIFAB®'s Engineering Department at [sales@MIFAB.com](mailto:sales@MIFAB.com) for help to design your next trench drain project.**

CALIFORNIA PROPOSITION 65 WARNING. This product contains chemicals known to the State of California to cause cancer and birth defects or other reproductive harm.



**CROSS REFERENCE GUIDE**

| MIFAB®         | ZURN              | PAGE NO.                     |
|----------------|-------------------|------------------------------|
| T1400-F        | Z706              | (page 30)                    |
| T2000-F        | Z712              | (page 30)                    |
| Contact MIFAB® | Z717              | -                            |
| Contact MIFAB® | Z723              | -                            |
| Contact MIFAB® | Z726              | -                            |
| T1400          | Z806              | (pages 12 - 15)              |
| T1400          | ZF806             | (pages 12 - 15)              |
| T2000          | Z812              | (pages 19 - 22)              |
| T2000          | ZF812             | (pages 19 - 22)              |
| T1400-CB620    | Z817 - 6" x 20"   | (page 19)                    |
| T2000-CB820    | Z817 - 12" x 24"  | (page 17)                    |
| T2000-CB2424   | Z817 - 24" x 24"  | -                            |
| T1400-CB620    | ZF817 - 6" x 20"  | (page 13)                    |
| T2000-CB820    | ZF817 - 12" x 24" | (page 19)                    |
| T2000-CB2424   | ZF817 - 24" x 24" | -                            |
| T3000<br>T3100 | Z874-12           | (pages 22 - 25)<br>(page 26) |
| Contact MIFAB® | Z874-18           | -                            |
| Contact MIFAB® | Z874-21           | -                            |
| T4000-HDSC     | Z874-U-XX-LDRA    | (page 38)                    |
| T4000-HDSC     | Z874-U-XX-LDRS    | (page 38)                    |

| MIFAB®       | ZURN             | PAGE NO.        |
|--------------|------------------|-----------------|
| T4000-HDSC-4 | Z874-U-XX-HD     | (page 38)       |
| T250         | Z880             | (page 31)       |
| T5000-158    | ZA880-156        | (page 36)       |
| T5000-300    | ZA880-300A       | (page 37)       |
| T5000-300    | ZA880-300B       | (page 37)       |
| T5000-300    | ZA880-340        | (page 37)       |
| T2000        | Z882             | (pages 19 - 22) |
| T1460        | Z883             | (page 13)       |
| T300         | Z884             | (page 16 - 17)  |
| T1400        | Z886             | (pages 12 - 15) |
| T1400-CB620  | Z887 - 6" x 20"  | (page 13)       |
| T2000-CB820  | Z887 - 12" x 24" | (page 19)       |
| T2000-CB2024 | Z887 - 24" x 24" | (page 24)       |
| MIFAB®       | JR Smith         | PAGE NO.        |
| T1460        | 9930             | (page 13)       |
| T1400        | 9930/ 9940       | (pages 12 - 15) |
| T1400        | 9940             | (pages 12 - 15) |
| T2000        | 9960             | (pages 19 - 22) |
| T2000        | 9812             | (pages 19 - 22) |

CALIFORNIA PROPOSITION 65 WARNING. This product contains chemicals known to the State of California to cause cancer and birth defects or other reproductive harm.

Visit [www.mifab.com](http://www.mifab.com) for the most recent product information. Design and dimensions are subject to modification. Prices do not include applicable taxes.

Toll Free: 1-800-465-2736, Fax: 1-773-341-3049  
sales@mifab.com Canada Toll Free: 1-800-387-3880

MIFAB®, Inc., 1321 West 119th Street, Chicago, Illinois 60643-5109, USA  
All sales subject to MIFAB®'s Terms and Warranties, please refer to page no. 54.

## TERMS AND WARRANTIES

### WHOLESALE DISCOUNT:

Contact MIFAB® or your local representative for your applicable discount structure.

**PLUMBING WHOLESALE FREIGHT ALLOWANCE:** Ex Works, MIFAB®'s Chicago, Illinois Factory or Manufacturer Representative's warehouse with full motor freight allowed on shipments of \$5000.00 Net or more, within the continental U.S.A. and Canada, except Alaska, Hawaii and Puerto Rico. For Alaska, full motor freight is allowed on shipments of \$10,000.00 Net or more. MIFAB® reserves the right to choose the carrier and route of shipment. Shipping dates are estimates and time of delivery is not the essence of the sale of the contract. Therefore, under no circumstances will MIFAB® have any responsibility on account of any delays in manufacture, transportation, or otherwise. Additional freight services such as construction site delivery, lift gate delivery service, re-consigned freight or notification charges, are not included in full freight allowance terms, and will result in additional freight charges.

**QUOTATION TERMS:** List Price and discount protected for 30 days from date issued by MIFAB®. Orders received within this period must be released for shipment within 30 days from date of purchase order, otherwise, prices will be those that are in effect at the time of shipment.

**PAYMENT TERMS:** Terms of payment are Net 30 days from the date of the invoice. All pricing in United States currency except for sales to Canadian customers which are priced in Canadian dollars. The Buyer shall pay all sales, consumers, and / or any other applicable taxes. Past due accounts will be subject to a 2% per month service charge from the date of the invoice. If any proceedings be instructed by or against Buyer under any bankruptcy or insolvency law, or if Buyer shall fail to make timely payment on this or any other order, or if, in MIFAB®'s judgment, Buyer's financial situation justifies such action, MIFAB® may, at its election, require payment in advance or cancel the order as to any unshipped item and require payment of its reasonable cancellation charges. If Buyer delays completion of manufacture, MIFAB® may elect to require payment according to percentage of completion. Equipment held for Buyer shall be at Buyer's risk and expense. In all cases, regardless of partial payment, title to the Products shall remain with MIFAB® until payment for the Products (including any notes given therefore) has been made in full. Should legal action be necessary to enforce payment of an unpaid invoice, the Buyer will assume full responsibility for any court costs and reasonable attorney fees. All orders subject to credit check and approval prior to shipment. Confirmed irrevocable letter of credit or cash in advance of shipment is required for accounts without an established line of credit. Minimum invoice amount is \$100.00. MIFAB® reserves the right to apply a minimum order charge to equal \$100.00. MIFAB®'s Accounting Department must be notified of potential pricing errors within 30 days of the invoice date. Any terms and conditions stated on Buyer's orders which are inconsistent with MIFAB®'s quotation and Terms and Warranties shall be of no effect.

**RETURNED GOODS RESTOCKING CHARGE:** Standard product may be returned within a one year period only with written permission from MIFAB®. All products in catalog are not considered Standard. Standard product to be determined by MIFAB®. Returned goods are subject to a 25% restocking charge, plus cost of reconditioning, if necessary, to make material saleable. Material must be returned to MIFAB® freight prepaid only after written permission from MIFAB® to accept the returned material. Buyer must provide copy of the original invoice on which the material was charged. The original outgoing freight cost to ship the order will be deducted from the credit. Credit allowance will be in the form of merchandise credit only-not cash credit which must be used within 12 months of the date of issue. The value of a return must total \$100.00 to qualify for credit allowance. No credit will be allowed for discontinued, or made to order items. Products designated non stock and / or that have been specially made are not subject to return or cancellation.

**LIMITED WARRANTY:** MIFAB® warrants each product against defects in material and workmanship for a period of one year from the date of original shipment. In the event of such defects within the warranty period, MIFAB® will, at its option, replace or recondition the product without charge. This shall constitute the exclusive remedy for breach of warranty, and MIFAB® shall not be responsible for any incidental or consequential damages, including, without limitation, damages or other costs resulting from labor charges, delays, vandalism, negligence, fouling caused by foreign material, damage from adverse water conditions, chemicals, or any other circumstances over which MIFAB® has no control. This warranty shall be invalidated by any abuse, misuse, misapplication or improper installation of the product.

**MIFAB® MAKES NO OTHER WARRANTIES EXPRESSED OR IMPLIED AS PROVIDED IN THIS LIMITED WARRANTY.**

**ILLUSTRATIONS OR TYPICAL INSTALLATIONS:** The typical installations for various products in each product section are intended to illustrate the products and their options. Under no circumstances are they to be construed as recommended installation procedures. Consult local codes and project specifications for proper installation instructions.

**ALL SALES SUBJECT TO MIFAB®'s TERMS And WARRANTIES.**

**NOTE:** Prices and terms are subject to change without notice and supersede all previous quotations. The right is reserved to change or modify product design or construction without prior notice and without incurring any obligation to make similar changes and modifications to product previously or subsequently sold. Contact MIFAB® for any clarification.

CONTENTS © MIFAB® INC. Copyright 2025

CALIFORNIA PROPOSITION 65 WARNING. This product contains chemicals known to the State of California to cause cancer and birth defects or other reproductive harm.



## MIFAB CATALOGS



**MPB-2025-04-USA**  
**SPECIFICATION DRAINAGE**  
**PRODUCTS**  
(LIT-067)



**CLPB-2025-04**  
**LIGHT COMMERCIAL**  
**PRODUCTS**  
(LIT-048)



**AD-2025-USA**  
**ACCESS DOORS**  
(LIT-043)



**BEECO-2025**  
**BACKFLOW PREVENTERS,**  
**AND ACCESSORIES**  
(LIT-071)



**NH-2025**  
**NO HUB COUPLINGS**  
(LIT-044)



**TDPC-2025-04**  
**POLYMER CONCRETE**  
**TRENCH DRAINS**  
(LIT-076)



**TD-2025-04**  
**GRP AND STEEL**  
**TRENCH DRAINS**  
(LIT-046)



**TDSD-2025-04**  
**SHOWER DRAINS**  
(LIT-077)



**TDSS-2025-04**  
**STAINLESS STEEL**  
**TRENCH DRAINS**  
(LIT-072)




**ROOFGUARD-2020**  
**ROOFGUARD**  
**ROOF DRAINS**  
(LIT-058)



**C-PORT-2023**  
**ROOFTOP RUBBER**  
**PIPE SUPPORTS**  
(LIT-047)



**DB-2025**  
**DIALYSIS BOXES**  
(LIT-070)



**HYDROMAX-2020**  
**SIPHONIC ROOF**  
**DRAINAGE SYSTEMS**  
(LIT-082)



**INT-2025**  
**INTERCEPTORS & ACID**  
**NEUTRALIZATION TANKS**  
(LIT-095)



**TSP-2024**  
**TRAP SEAL PRIMERS**  
(LIT-062)



CALIFORNIA PROPOSITION 65 WARNING. This product contains chemicals known to the State of California to cause cancer and birth defects or other reproductive harm.

Visit [www.mifab.com](http://www.mifab.com) for the most recent product information. Design and dimensions are subject to modification. Prices do not include applicable taxes.

Toll Free: 1-800-465-2736, Fax: 1-773-341-3049  
sales@mifab.com Canada Toll Free: 1-800-387-3880





MIFAB®, Inc., 1321 West 119th Street, Chicago, Illinois 60643-5109, USA  
All sales subject to MIFAB's Terms and Warranties, please refer to page no. 54.



**TD-2025-04**

**GRP & STEEL**  
TRENCH DRAIN SYSTEMS  
**CATALOG**  
**2025**  
(April 17, 2025)

**GRP & STEEL TRENCH  
DRAIN PRODUCTS**



**2", 4", 8", 12" INTERNAL WIDTHS - SHALLOW CHANNELS - CATCH BASINS  
(3", 6", 10" AND 14" OVERALL WIDTHS)**

**LIT-046**