

Location: \_\_\_\_\_

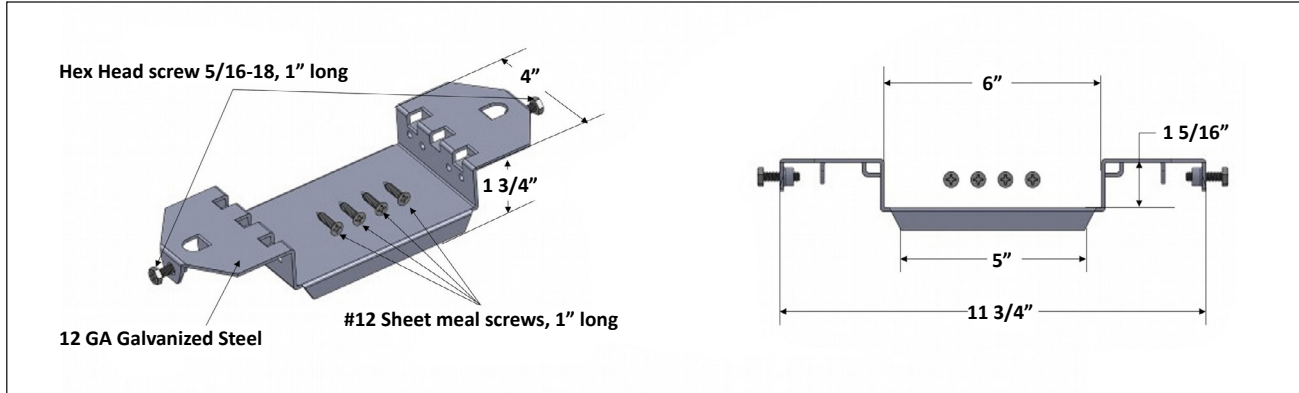


**T1700-REB**


**INSTALLATION DEVICE FOR ALL T1700  
POLYMER CONCRETE CHANNELS**

**Specification:** MIFAB® T1700-REB fabricated 14 gauge, powder epoxy coated steel installation device with galvanized steel screws

**Function:** Used to secure rebar / all threaded rods supporting the T1700 polymer concrete channels. Screws securely tighten to rebar / all threaded rods.




## Polymer Concrete Trench Installation Guide



1. Install (Hammer) the rebar / all thread into the excavation where the trench is to be laid.

2. Loosely set the installation device onto the rebar / all thread as shown. Go back and set them all to the correct height taking finish floor elevations into consideration.

3. The installation devices will support the channel and two are required per meter section.



4. Drill the four screws over the side profile to secure channel. This will minimize floating during the concrete encasement pour.

CALIFORNIA PROPOSITION 65 WARNING. This product contains chemicals known to the State of California to cause cancer and birth defects or other reproductive harm.

Job Name: \_\_\_\_\_ Page No: \_\_\_\_\_

Section No: \_\_\_\_\_ Contractor: \_\_\_\_\_

Schedule No: \_\_\_\_\_ Purchase Order No: \_\_\_\_\_