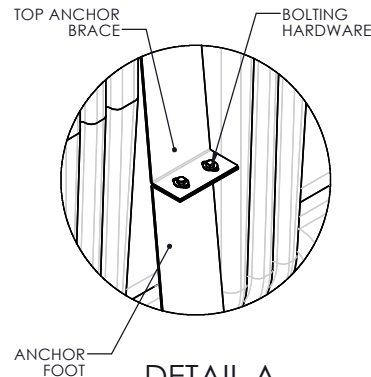
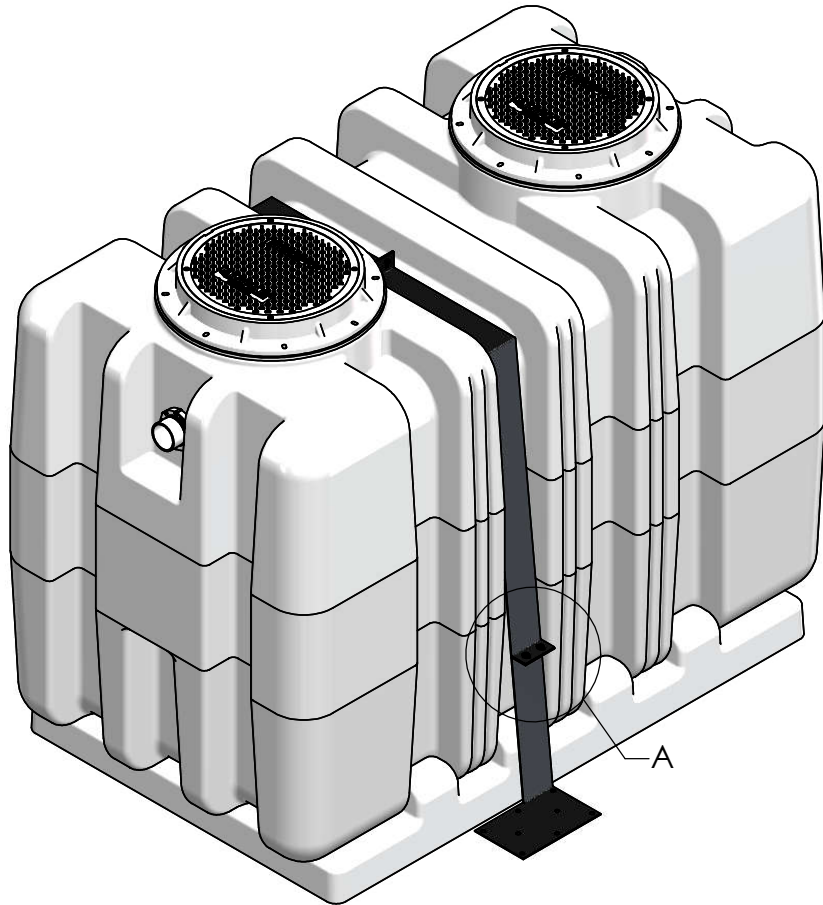


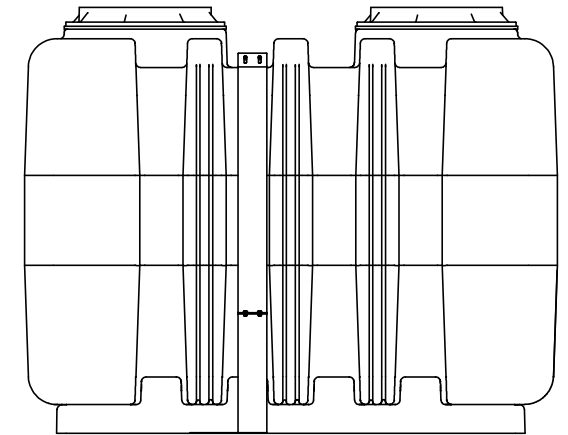
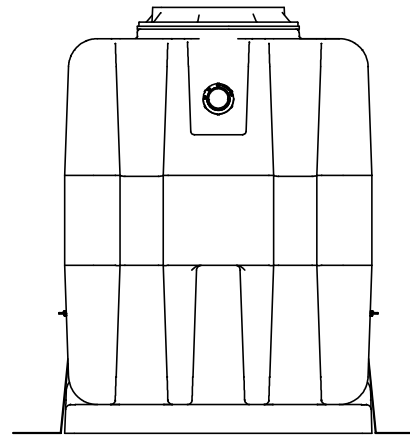
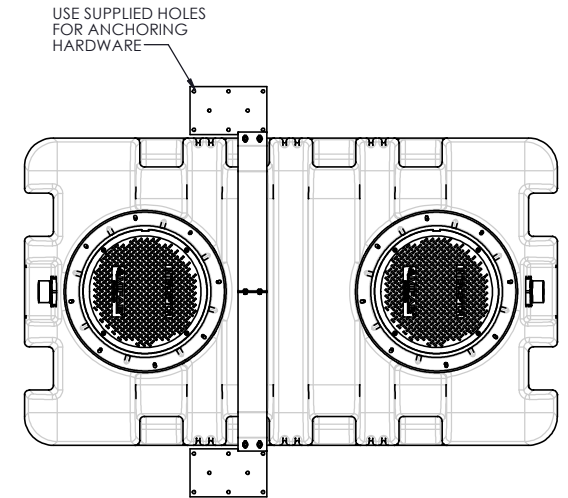
ANCHOR KIT INSTALLATION

Anchor kit is recommended for installation in high water table conditions to prevent float out. Necessity to be determined by Project Engineer. Hold down force achieved by backfill weight acting on Anchor plates.

Place Anchor hook over baffle channels on interceptor. Bolt hardware through hole of anchor foot and top anchor brace, to ensure hook does not become removed. Anchor plate may be bolted to concrete slab using provided holes.



DETAIL A
SCALE 1 : 7



- INSTALL ANCHOR KIT ON INTERCEPTOR AS SHOWN.
- ANCHOR KIT MUST BE SECURED PER PROJECT ENGINEER REQUIREMENTS.
- ANCHORING HARDWARE SUPPLIED BY OTHERS.

PROPRIETARY AND CONFIDENTIAL
THE INFORMATION CONTAINED IN THIS DRAWING IS THE SOLE PROPERTY OF MIFAB, INC. ANY REPRODUCTION IN PART OR AS A WHOLE WITHOUT THE WRITTEN PERMISSION OF MIFAB, INC. IS PROHIBITED.

LASER/SHEAR:	UNLESS OTHERWISE SPECIFIED:	NAME	DATE
BRAKE PRESS:	DIMENSIONS ARE IN INCHES	DRAWN	XX XX
WELDED BY:	TOLERANCES:	CHECKED	XX XX
CLEAN/PAINT:	FRACTIONAL $\pm 1/16$	ENG APPR.	
COMPLETED BY:	ANGULAR: MACH $\pm 1^\circ$ BEND $\pm 1^\circ$	MFG APPR.	
REVIEWED BY:	TWO PLACE DECIMAL ± 0.05	Q.A.	
NEXT ASSY	THREE PLACE DECIMAL ± 0.10	QUANTITY:	
USED ON	TYPICAL DRAFT ANGLE 2°	FINISH PART#	XX
APPLICATION	SEE-BOM	DO NOT SCALE DRAWING	
	SEE-BOM		



TITLE:
XXXXgal. INT. W/ HIGH WATER ANCHOR KIT

SIZE DWG. NO. REV
C SUPER-X-AK

SCALE: 1:20 WEIGHT: SHEET 2 OF 2