

Cleaning a full grease interceptor is a dirty and smelly job. MIFAB offers an efficient alternative to do this – the MIFAB Remote Pump Out Options – RPO and -POK. This ensures that a dirty, greasy hose is not dragged through the inside of the restaurant to connect to the grease interceptor in order to pump it out. Instead, the pump out hose remains outside of the restaurant connected to the grooved threaded coupling on the outside wall.

Install PVC piping, connections, valves and/or hardware from the interceptor pump out port (see Detail # 1 below) to the pump out hook up location (see Detail # 2 below). At the end of the pump out PVC plumbing line, install the supplied PVC socket x MPT nipple. Attached the supplied 3" Cam and grooved threaded coupling onto the pipe nipple using pipe thread sealant or tape.

The 3" Cam and grooved threaded coupling is installed onto the outside wall of the restaurant. A 3" Cam and grooved cap snaps onto the coupling to seal it when not in use. During the cleaning process, the cap is removed so that the pumper can connect the grease suction hose to the coupling.

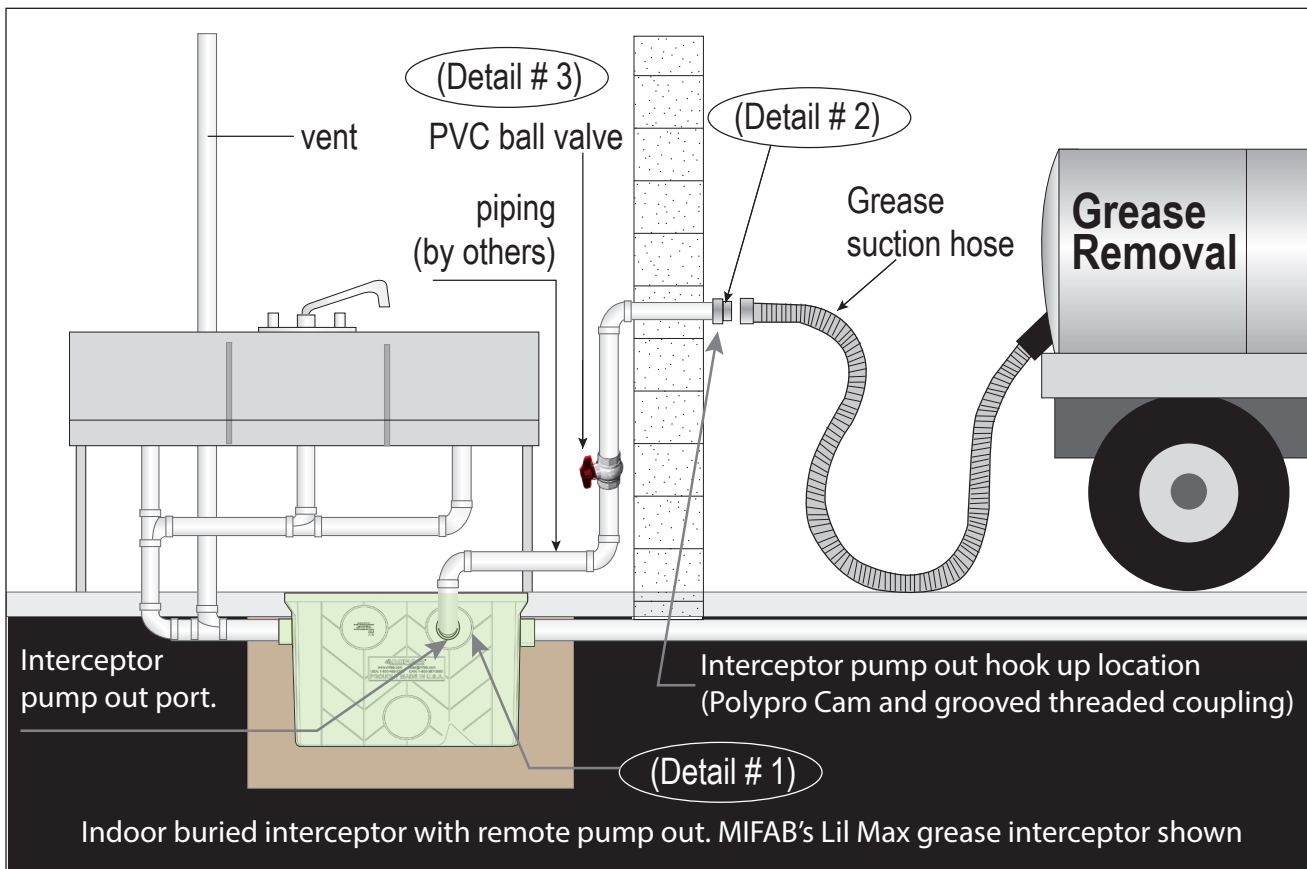
The PVC ball valve (see Detail # 3 below) supplied is installed within the PVC pipe (pipe by others) inside of the building. During normal operation of the grease interceptor, ensure that the PVC ball valve is in the closed position. During the cleaning process, ensure that the PVC ball valve is in the open position.

Note that the maximum vertical distance permitted from the 3" Cam and grooved coupling fastened to the wall and the interceptor pump out port is 21 feet. Also, the maximum horizontal distance from the pumper truck to the interceptor pump out port is 100 feet.

To pump out the interceptor, run the sinks that flow into the interceptor to ensure that it is full of water. Attach the pumper hose to the 3" Cam and grooved coupling. Open the ball valve. Turn on the pump within the pumper truck. Ensure that the interceptor is pumped out and inspect the pump out plumbing for leaks. Close the ball valve.

Install the 3" Cam and grooved cap onto the cam and grooved threaded coupling to seal the remote pump out connection at the outside wall.

MIFAB recommends to pump down the accumulated grease within the interceptor and then run hot water into the interceptor during the final pumping to clear the bottom remnants of the grease within the tank. During many years of discussions with pumpers; we have learned that with or without a pumpout kit, most determine a grease interceptor "pumped" as long as 90% is removed.



Indoor buried interceptor with remote pump out. MIFAB's Lil Max grease interceptor shown

CALIFORNIA PROPOSITION 65 WARNING. This product contains chemicals known to the State of California to cause cancer and birth defects or other reproductive harm.

Design and dimensions are subject to modification. Prices do not include applicable taxes.

Visit www.mifab.com for the most recent product information.

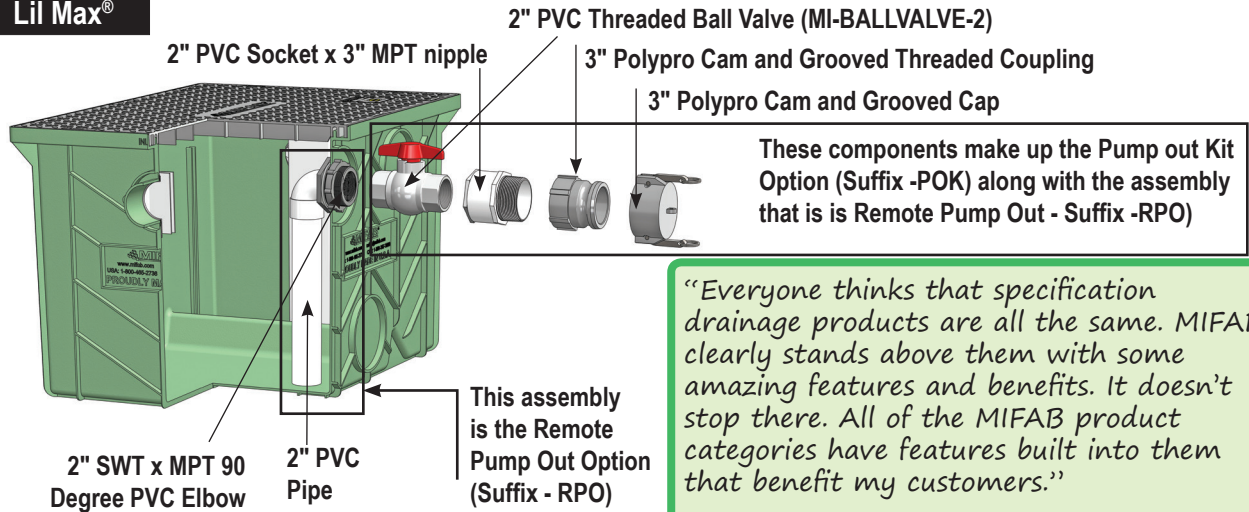
MIFAB®, Inc., 1321 West 119th Street, Chicago, Illinois 60643-5109, USA

USA Toll Free: 1-800-465-2736 • Fax: 1-773-341-3049

All sales subject to MIFAB's® Terms and Warranties. Please refer to inside front cover.

Canada Toll Free: 1-800-387-3880 • sales@mifab.com

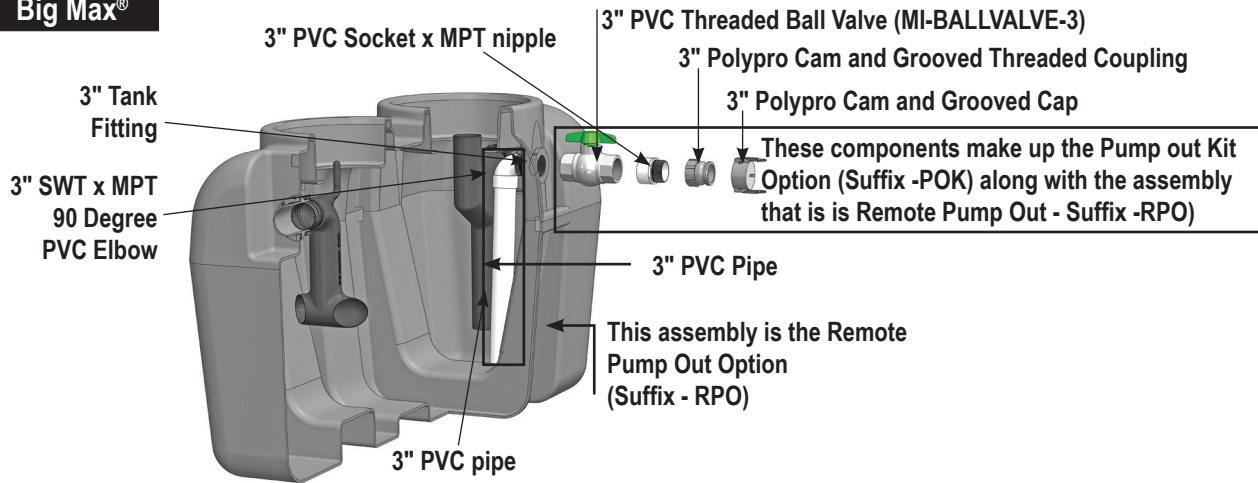
Lil Max®



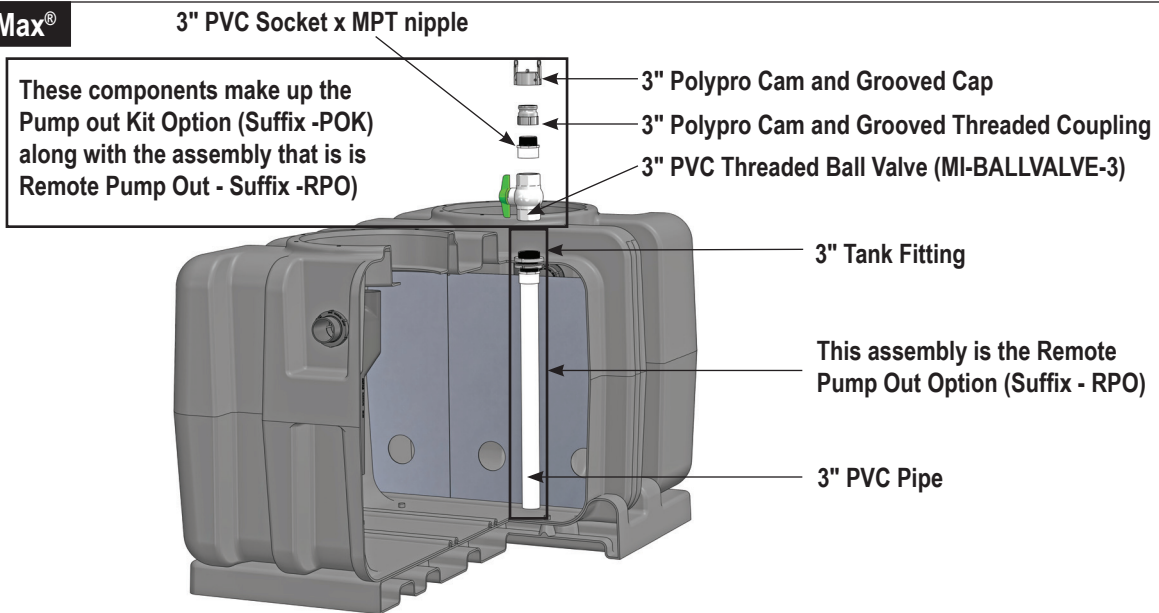
"Everyone thinks that specification drainage products are all the same. MIFAB clearly stands above them with some amazing features and benefits. It doesn't stop there. All of the MIFAB product categories have features built into them that benefit my customers."

— Mike Amato, Sales Manager, Noland Plumbing Supply, Pompano Beach, FL

Big Max®



Super Max®



CALIFORNIA PROPOSITION 65 WARNING. This product contains chemicals known to the State of California to cause cancer and birth defects or other reproductive harm.

Design and dimensions are subject to modification. Prices do not include applicable taxes.

Visit www.mifab.com for the most recent product information.

MIFAB®, Inc., 1321 West 119th Street, Chicago, Illinois 60643-5109, USA
All sales subject to MIFAB's® Terms and Warranties. Please refer to inside front cover.

USA Toll Free: 1-800-465-2736 • Fax: 1-773-341-3049
Canada Toll Free: 1-800-387-3880 • sales@mifab.com