

Location: _____



P6120-ELTD

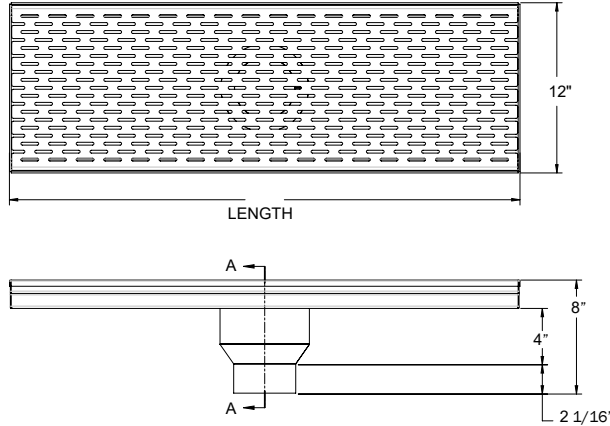
12" Wide, 10" Internal Width, Stainless Steel Elevator Trench Drain

SPECIFICATION:

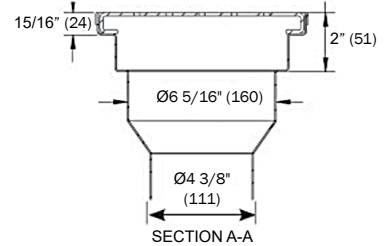
MIFAB® Series P6120-ELTD Elevator Trench Drain, 12" wide, 10" internal width, 11 gauge fabricated Type 304 stainless steel channels (conforming to ASTM A-240) and slotted, Load Class "A" stainless steel grates per DIN EN 1433 and 2,500 lbs. per ASME A112.6.3 with vandal proof lockdowns and bead blasted finish. Grates meet ADA and heel-proof requirements. Grate free area (grate intake) of 28 square inches per 1' section. Channels available in either 36", 43" or 96" lengths. Center outlets are standard in 4" no hub connections and fabricated as part of the trench drain system. 6" no hub outlet is available as an option. IAPMO tested and certified to a 100 GPM flow rate.

FUNCTION:

Used in Fire Service Access Elevators. Prevents water used to extinguish fires from entering the elevator shaft, protecting emergency personnel with egress and staging requirements. Installed in front of elevator door or elevator bank. ADA compliant, heel-proof grating construction meets City of San Francisco SFFC Code, Section 511.1 and California State Building Code sections 403.6.1, 403.6.2, 3007.4 and 3008.4.



SCAN ME



Testing performed on 36", 43" and 96" long trench drains with 4" bottom outlets to a 100 GPM flow rate.


3rd Party IAPMO tested to 100 GPM Flow Rate (IAPMO report #321-19178)



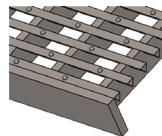
Testing performed on 36", 43" and 96" long trench drains with 4" bottom outlets to a 100 GPM flow rate.

MODEL NUMBER	DESCRIPTION	WEIGHT Lbs.
P6120-ELTD-36	12" wide, 11 gauge Type 304 S.S., 36" long elevator drain with Load Class A slotted grate.	26
P6120-ELTD-43	12" wide, 11 gauge Type 304 S.S., 43" long elevator drain with Load Class A slotted grate.	30
P6120-ELTD-96	12" wide, 11 gauge Type 304 S.S., 96" long elevator drain with Load Class A slotted grate.	60

ANSI A112.21.1M Light Duty Load Rated - up to 2,000 Lbs.



-WW - Wedgewire grate



Wedgewire grate cross section view



-AS - Fabricated angle slotted grate

SUFFIX	OPTIONAL VARIATIONS
-6NH	6" No hub outlet connection
-7	1/2" Trap Seal Primer connection
-7MG	MI-GARD Trap Seal Protection device (4" or 6")
-29	Type 316 Stainless Steel
-FLC	Anchor (waterproofing) flange and membrane clamp
-PC	Powder coated, (one color choice)
-PC2	Powder coated, (two tone color choice)

SUFFIX	OPTIONAL GRATES
-AS	Fabricated, Type 304 Stainless Steel angle slotted, heel-proof and ADA compliant grate, Load Class A
-WW	Wedgewire, non-slip, Type 304 Stainless Steel heel-proof and ADA compliant grate, Load Class B

CALIFORNIA PROPOSITION 65 WARNING. This product contains chemicals known to the State of California to cause cancer and birth defects or other reproductive harm.

Job Name: _____ Page No: _____
 Section No: _____ Contractor: _____
 Schedule No: _____ Purchase Order No: _____