

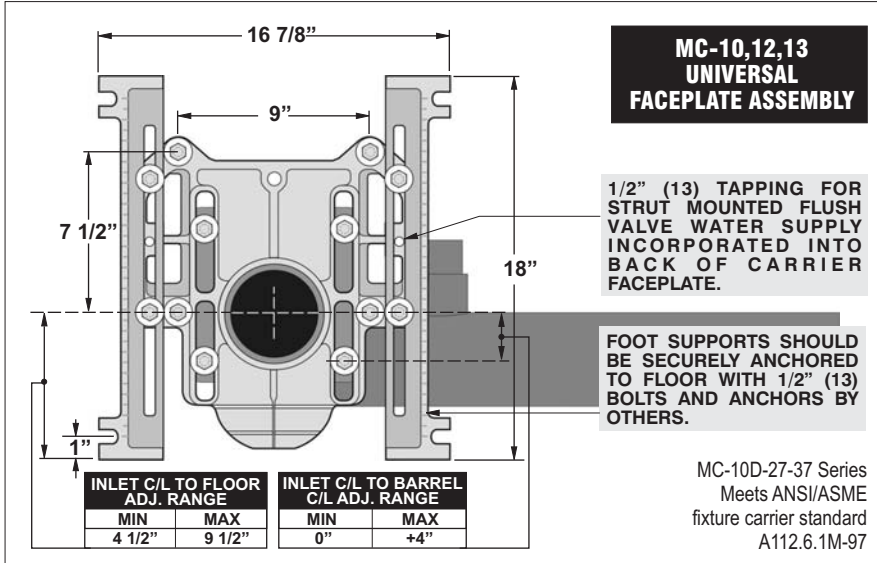
**MIFAB®****MC-10D-HS-27-37****DOUBLE, HORIZONTAL, ADJUSTABLE HUB AND SPIGOT WATER CLOSET CARRIER WITH AUXILIARY INLET and 37" LONG BARREL**

**Specification:** MIFAB® Series MC-10D-27-37 double, horizontal, adjustable hub and spigot water closet carrier with lacquered, 37" (940) long barrel cast iron fitting, 2" (51) no hub vent connection, 2" (51) no hub auxiliary inlet connection, lacquered cast iron gasketed adjustable faceplates, universal floor mounted cast iron foot supports, adjustable 8" tapered thread ABS nipples with integral test caps, neoprene bowl gaskets, hardware, threaded rod protectors and polished chrome plated finishing cap nuts.

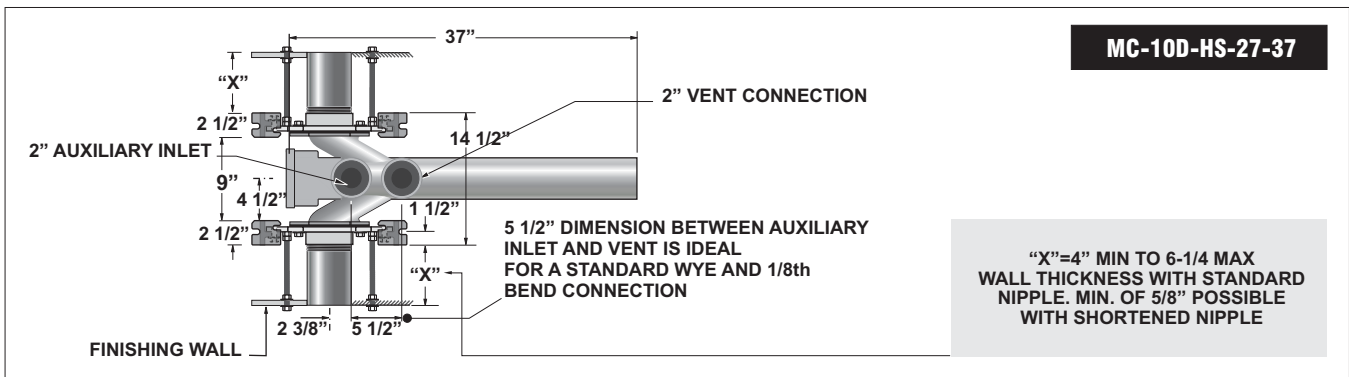
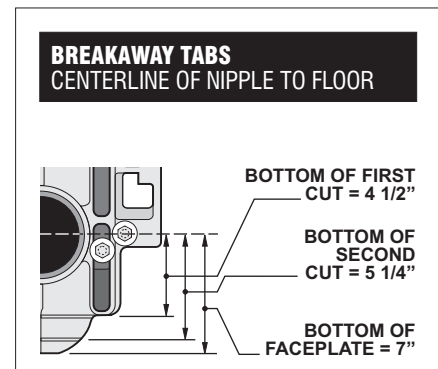
**Function:** Used with back to back off the floor plumbing fixtures that are wall mounted and have no contact with the finished floor. The 37" long barrel fitting eliminates the time and material required to install a battery of standard 13" long fittings. The auxiliary inlet is designed to receive waste from urinals and lavatories beside or opposite the closet carrier in order to reduce the amount of space required in the pipe chase. The closet carrier is completely concealed within the wall and supports the load of the fixtures through a faceplate and foot support system that is anchored to the floor. Sanitation underneath the fixtures is more efficiently and economically maintained when installed off of the floor compared to floor mounted.

**Note:** 14 1/2" (368) minimum space required between front of foot supports. 9" (229) minimum in wall space required between back of in wall foot supports.

**Note:** Foot supports and faceplate are assembled at the factory before shipment in the typical siphon jet water closet configuration and are reversible for the blowout water closet design.



**Note:** 8" tapered thread ABS nipple shipped standard with MC-10 Series carriers. The universal faceplate assembly accepts all nipple variations, rolling thread (-OR), cast iron (-CI) and tapered thread ABS with adjustable horn (-AH).

**OPTIONAL VARIATIONS:**

- 8" ABS nipple with adjustable horn
- 12" ABS nipple with adjustable horn
- 4" rolling thread cast iron nipple
- 6" rolling thread cast iron nipple
- 8" rolling thread cast iron nipple
- 12" rolling thread cast iron nipple
- 24" rolling thread cast iron nipple
- Heavy duty 500 lb. load rated carrier
- Heavy duty 750 lb. load rated carrier
- Extra heavy duty 1,000lb. load rated carrier
- Hub and spigot connection

**SUFFIX**

- AH8
- AH12
- CI-4
- CI-6
- CI-8
- CI-12
- CI-24
- HD
- HD-750
- HDX
- HS

- 8" rolling thread ABS nipple
- 12" rolling thread ABS nipple
- Finishing / Tiling frame
- Auxiliary support, recommended with nipple lengths over 12"
- 12" tapered thread ABS nipple
- Test plug for custom and cast iron nipples
- Vandal proof finish trim
- Galvanized cast iron
- Nipple wrench
- Flush valve support

**SUFFIX**

- OR8
- OR12
- 1
- 10
- 12
- 13
- 14
- 17
- 19
- 20

Job Name: \_\_\_\_\_  
 Section No: \_\_\_\_\_  
 Schedule No: \_\_\_\_\_

Page No: \_\_\_\_\_  
 Contractor: \_\_\_\_\_  
 Purchase Order No: \_\_\_\_\_