

Location: _____

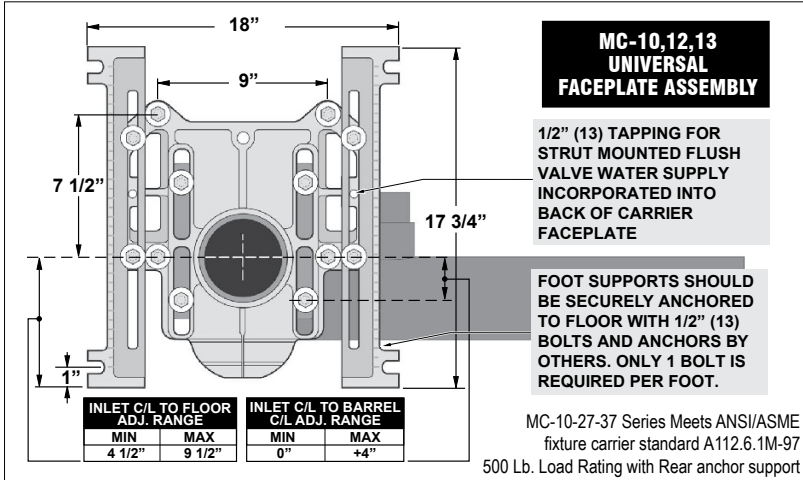


MC-10-27-37

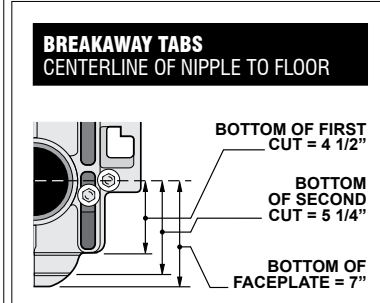
HORIZONTAL, ADJUSTABLE, WATER CLOSET CARRIER WITH AUXILIARY INLET AND 37" LONG BARREL

Specification: MIFAB® Series MC-10-27-37 (Specify L for left or R for right design) single, horizontal, adjustable, water closet carrier with lacquered, 37" (940) long barrel cast iron fitting, 4" (102) no hub waste, 2" (51) no hub vent connection, 2" (51) no hub auxiliary inlet connection, lacquered cast iron gasketed adjustable faceplate, universal floor mounted cast iron foot supports, adjustable 8" tapered thread ABS nipple with integral test cap, neoprene bowl gasket, hardware, threaded rod protectors, polished chrome plated finishing cap nuts and rear anchor tie down support.

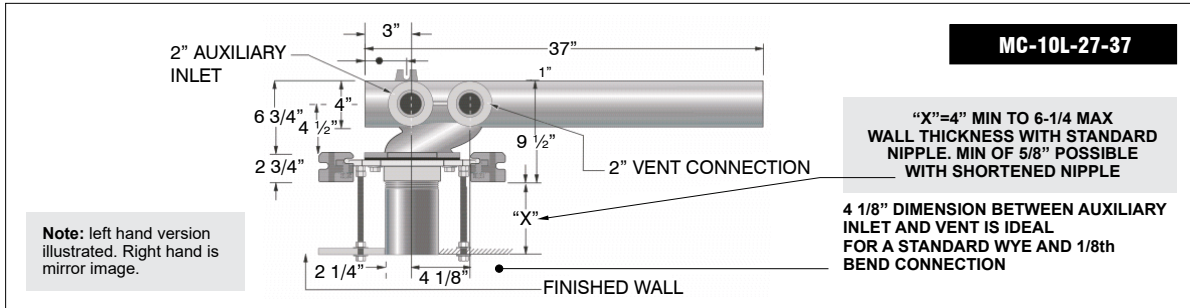
Function: Used with off the floor plumbing fixtures that are wall mounted and have no contact with the finished floor. The 37" long barrel fitting eliminates the time and material required to install a battery of standard 13" long fittings. The auxiliary inlet is designed to receive waste from urinals and lavatories beside or opposite the closet carrier in order to reduce the amount of space required in the pipe chase. The closet carrier is completely concealed within the wall and supports the load of the fixture through a faceplate and foot support system that is anchored to the floor. Sanitation underneath the fixture is more efficiently and economically maintained when installed off of the floor compared to floor mounted.



Note: 8" tapered thread ABS nipple shipped standard with MC-10 Series carriers. The universal faceplate assembly accepts all nipple variations, rolling thread (-OR), cast iron (-CI) and tapered thread ABS with adjustable horn (-AH).



Note: Rear anchor support is included with every Left and Right carrier.



Note: 10 1/2" (267) minimum space required between front of foot and rear of anchor support. 8" (203) minimum in wall space required between back of rear anchor support and back of in wall foot supports.

Note: Foot supports and faceplate are assembled at the factory before shipment in the typical siphon jet water closet configuration and are reversible for the blowout water closet design.

SUFFIX	OPTIONAL VARIATIONS
-AH8	8" ABS nipple with adjustable horn
-AH12	12" ABS nipple with adjustable horn
-BA	Buy American Act compliant product
-CI-4	4" rolling thread cast iron nipple
-CI-6	6" rolling thread cast iron nipple
-CI-8	8" rolling thread cast iron nipple
-CI-12	12" rolling thread cast iron nipple
-CI-24	24" rolling thread cast iron nipple
-HD	Heavy duty 500 lb. load rated carrier
-HD-750	750 lb. rated heavy duty
-HDX	1,000 lb. rated extra heavy duty
-HS	Hub and spigot connection
-L	Left hand fitting
-OR8	8" rolling thread ABS nipple

-OR12	12" rolling thread ABS nipple
-PA	Pennsylvania Steel Act compliant product
-PFAB	Prefabricated carrier
-R	Right hand fitting
-1	Finishing / Tiling frame
-3	Rear anchor support (MC-10-3-PRSFK)
-10	Auxiliary support, recommended with nipple lengths over 12"
-12	12" tapered thread ABS nipple
-13	All galvanized
-14	Vandal proof finish trim
-17	Test plug for custom cast iron nipples
-19	Nipple wrench
-20	Flush valve support
-22	Less fitting

CALIFORNIA PROPOSITION 65 WARNING. This product contains chemicals known to the State of California to cause cancer and birth defects or other reproductive harm.

Job Name: _____ Page No: _____

Section No: _____ Contractor: _____

Schedule No: _____ Purchase Order No: _____