

Location: _____



CW

**WIDEBODY SERIES WITH
1 5/8" X 13/16" GALVANIZED CHANNEL**

Specification:

Dimensions - 3.3125" Height x 12" Width x Length as specified in chart

Material

Base - 100% recycled rubber, UV resistant

Strut - 14 gauge galvanized steel

Maximum Load - 1,200 lbs. - for each 12" long support




**Environmentally Friendly
made from
100% recycled tires**

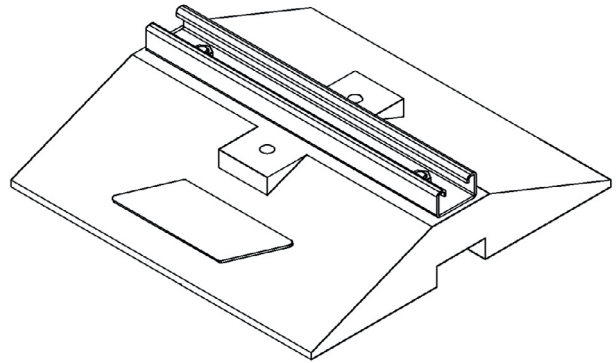
Function: The CW Series is designed for superior support of gas and refrigeration piping systems, cable tray, electrical conduit, multiple lines, HVAC equipment and many other applications. The wide body of the base gives this support series superior stability and load-bearing capability. It is suitable for most types of roofing material or other flat surfaces.



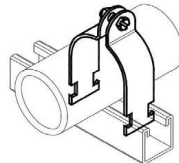
Consult with roofing consultant for allowable loads.



CW12 illustrated. Pipe clamp by others.



CW12



Strut Clamps sold separately.

MODEL NO.	OVERALL HEIGHT (H1)*	HEIGHT (H2)**	WIDTH (W)	LENGTH (L)	WEIGHT
CW12	3.3125" (84)	2.50" (63)	12" (305)	12" (305)	9.5 lbs.
CW24	3.3125" (84)	2.50" (63)	12" (305)	24" (610)	19.0 lbs.
CW36	3.3125" (84)	2.50" (63)	12" (305)	36" (914)	28.5 lbs.
CW48	3.3125" (84)	2.50" (63)	12" (305)	48" (1219)	38.0 lbs.
CW60	3.3125" (84)	2.50" (63)	12" (305)	60" (1524)	47.5 lbs.
CW72	3.3125" (84)	2.50" (63)	12" (305)	72" (1829)	57.0 lbs.

*H1 - Overall height is from bottom of rubber support to top of the strut

**H2 - Base height is from bottom of rubber support to top of the rubber support

CALIFORNIA PROPOSITION 65 WARNING. This product contains chemicals known to the State of California to cause cancer and birth defects or other reproductive harm.

Job Name: _____

Page No: _____

Section No: _____

Contractor: _____

Schedule No: _____

Purchase Order No: _____