

Location: _____



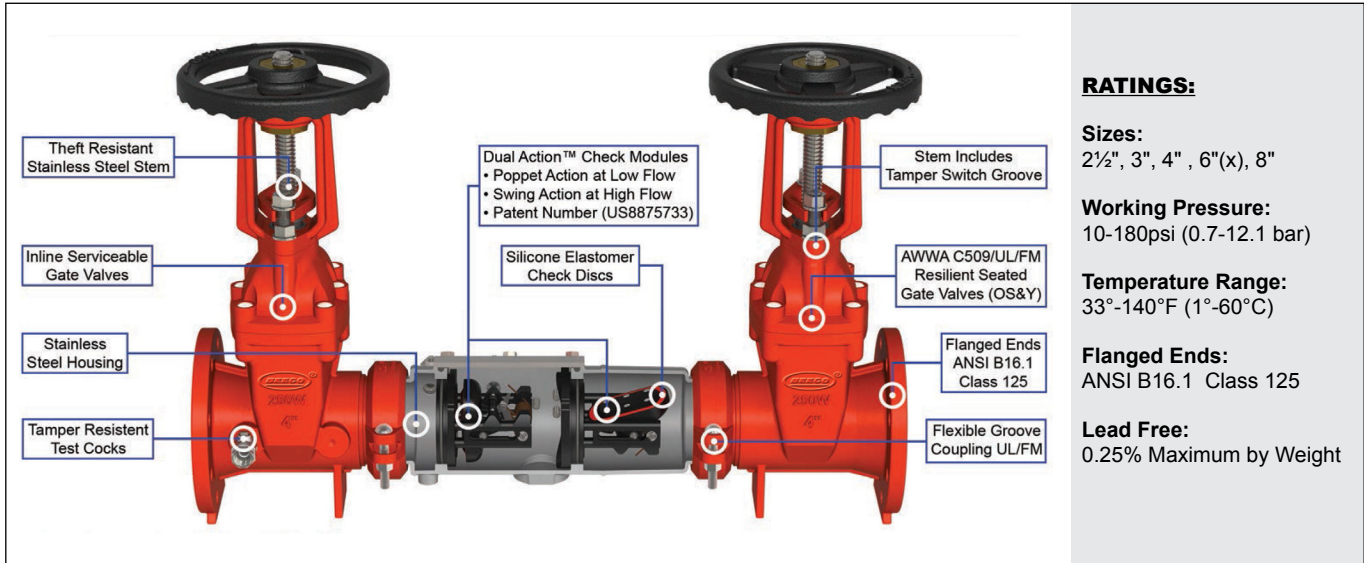
Barracuda FDC SS

STAINLESS STEEL DOUBLE CHECK BACKFLOW PREVENTER - 2 1/2" to 10"



Function: The BEECO® Barracuda FDC SS Friendly Double Check Backflow Preventer is designed to stop the reverse of flow of a liquid into a potable water system. The proper installation of a backflow preventer must be done by a certified expert under local codes and guidelines to ensure the protection of the drinking water system. The assembly shall consist of two repairable, resilient-seated check modules with captured springs. Service of all internal check components shall be through a single cover designed for ease of access.

Specification: The BEECO® Barracuda FDC SS Double Check backflow prevention assembly shall include a single rigid valve housing made of Type 304 stainless steel and meet the performance standards listed in ASSE 1015. The first and second checks shall be constructed from engineered composite material with rubber components and stainless steel fasteners and springs. The first and second check will be independently acting in-line checks. The assembly will include the required resilient-seated gate valves (specify -NRS or -OSY) on the inlet and outlet as well as four resilient-seated test cocks. Check access will be through a single access cover. The assembly shall be in-line repairable. All test cocks shall be top mounted. The assembly shall be certified to ASSE 1015, USC, CSA B64.5, and IAPMO listed. The assembly shall be the BEECO® Barracuda FDC SS.



Features: Single access cover for fast service. Swing away clamp for ease of removing checks. Modular design reducing number of spare parts. Self contained check so there is no pressure to relieve when changing the seats.

APPROVALS

- ASSE® 1015
- cUPC®
- CSA® B64.5
- AWWA C511
- IAPMO® Listed



CLICK QR CODE TO DOWNLOAD CATALOG

Those that have bought this item have also purchased:



ACVs, PRVs
MI-CONTROL

TRENCH
DRAINS



ACCESS
DOORS



FLOOR DRAINS
WALL HYDRANTS

BEECO®
STRAINERS



LEAD FREE

The wetted surface of this product contacted by consumable water contains less than 0.25% of lead by weight.

SUFFIX	OPTIONAL VARIATIONS
-BA	meets 51% Buy America Act
-G	Grooved end connections
-NRS	Non Rising Stem Gate Valve
-OSY	Outside Stem and Yolk Gate Valve
-S	Strainer attached

CALIFORNIA PROPOSITION 65 WARNING: This product contains chemicals known to the State of California to cause cancer and birth defects or other reproductive harm.

Job Name: _____

Page No: _____

Section No: _____

Contractor: _____

Schedule No: _____

Purchase Order No: _____

Location: _____




Barracuda FDC SS

STAINLESS STEEL DOUBLE CHECK BACKFLOW PREVENTER - 2 1/2" to 10"



MODEL #	SIZE		MODEL	Ht.		Hb.		Ht. + Hb.		L		FLANGE		W		WEIGHT	
	IN	MM		IN	MM	IN	MM	IN	MM	IN	MM	IN	MM	IN	MM	Lbs.	Kg.
FDC2.50-SS-(Select NRS or OSY)	2½	200	20	39.4	1001	6.8	173	46.2	1173	44.8	1138	8	200	14.6	371	452	205
FDC3.000-SS-(Select NRS or OSY)	3	80	40	13.5	343	10.1	257	23.6	599	31.9	810	3	80	11.0	279	110	50
FDC4.00-SS-(Select NRS or OSY)	4	100	40	14.0	356	10.8	274	24.8	630	33.9	861	4	100	11.0	279	152	69
FDC6.00-SSX-(Select NRS or OSY)	6	150	40	18.1	460	11.8	300	29.9	759	44.8	1138	6	150	14.1	358	294	133
FDC8.00-SS-(Select NRS or OSY)	8	200	40	22.0	559	13.1	333	35.1	892	44.8	1138	8	200	14.6	371	420	191

MEASURES AND MATERIALS

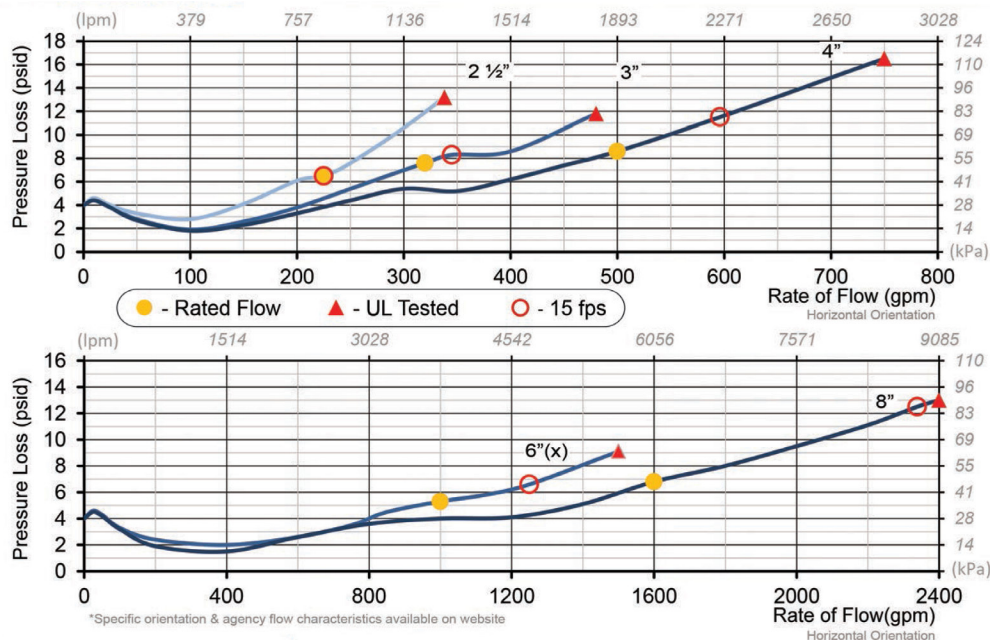


Valve Housing: 304 Stainless Steel
Valve Cover: 304 Stainless Steel
SOV Disks: EPDM/304SS
SOV Shafts: 304 Stainless Steel

SOV Bearings: Teflon/Bronze
on Wetted Bolts: Grade 8 Zinc Plated
Wetted Fasteners: 18-8 Stainless Steel
Check Disks: Silicone

Check Springs: 17-7 Stainless Steel
Check Pins: 17-7/18-8 Stainless Steel
Check Seats: Noryl Polymer
O-Rings: Buna-N

FLOW PERFORMANCE



CALIFORNIA PROPOSITION 65 WARNING: This product contains chemicals known to the State of California to cause cancer and birth defects or other reproductive harm.

Job Name: _____
 Section No: _____
 Schedule No: _____

Page No: _____
 Contractor: _____
 Purchase Order No: _____